

**PROCESSED AT :****Thyrocare**

H. NO. 1-9-645, Vidyanagar,  
Adikmet Road, Near SBH,  
Hyderabad-500 044



Tests you can trust

Thyrocare Technologies Limited, D-37/3, TTC MIDC, Turbhe, Navi Mumbai - 400703 98706 66333 wellness@thyrocare.com

**9 out of 10 Doctors Trust that Thyrocare Reports are Accurate & Reliable**

**NAME** : JUHEE GUPTA(36Y/F)  
**REF. BY** : SELF  
**TEST ASKED** : MEDIWHEEL 60+

**HOME COLLECTION :**  
VENUGOPAL ENCLAVE ARMY CANTONMENT NEAR  
BOLARUM POLICE STATION SCB PARK NEAR  
BOLARUM POLICE STATION

TEST NAME	OBSERVATION	UNITS	Bio. Ref. Interval.
<b>Complete Urinogram</b>			
<b><u>Physical Examination</u></b>			
VOLUME	3	mL	-
COLOUR	PALE YELLOW	-	Pale Yellow
APPEARANCE	CLEAR	-	Clear
<b>SPECIFIC GRAVITY</b>	<b>&lt; 1.003</b>	-	<b>1.003-1.030</b>
PH	5.5	-	5-8
<b><u>Chemical Examination</u></b>			
URINARY PROTEIN	ABSENT	mg/dL	Absent
URINARY GLUCOSE	ABSENT	mg/dL	Absent
URINE KETONE	ABSENT	mg/dL	Absent
URINARY BILIRUBIN	ABSENT	mg/dL	Absent
UROBILINOGEN	Normal	mg/dL	<=0.2
BILE SALT	ABSENT	-	Absent
BILE PIGMENT	ABSENT	-	Absent
URINE BLOOD	ABSENT	-	Absent
NITRITE	ABSENT	-	Absent
MICROALBUMIN	10	mg/L	< 30
<b><u>Microscopic Examination</u></b>			
MUCUS	ABSENT	-	Absent
RED BLOOD CELLS	1	cells/HPF	0-5
URINARY LEUCOCYTES (PUS CELLS)	2	cells/HPF	0-5
EPITHELIAL CELLS	5	cells/HPF	0-5
CASTS	ABSENT	-	Absent
CRYSTALS	ABSENT	-	Absent
BACTERIA	ABSENT	-	Absent
YEAST	ABSENT	-	Absent
PARASITE	ABSENT	-	Absent

**Method :** Fully Automated Matrix AVE Urinalysis Dipstick Method, Microscopy

**Sample Collected on (SCT)** : 22 Sep 2023 07:20

**Sample Received on (SRT)** : 22 Sep 2023 12:22

**Report Released on (RRT)** : 22 Sep 2023 14:58

**Sample Type** : URINE

**Labcode** : 2209070863/DS853

**Barcode** : BJ877559



Dr Amulya MD (Path)

Dr Ramya MD (Path)

**PROCESSED AT :****Thyrocare**

H. NO. 1-9-645,Vidyanagar,  
Adikmet Road,Near SBH,  
Hyderabad-500 044



Tests you can trust

Thyrocare Technologies Limited, D-37/3, TTC MIDC, Turbhe, Navi Mumbai - 400703 ☎ 98706 66333 ✉ wellness@thyrocare.com

**9 out of 10 Doctors Trust that Thyrocare Reports are Accurate & Reliable**

**NAME** : JUHEE GUPTA(36Y/F)

**REF. BY** : SELF

**TEST ASKED** : MEDIWHEEL 60+

**HOME COLLECTION :**

VENUGOPAL ENCLAVE ARMY CANTONMENT NEAR  
BOLARUM POLICE STATION SCB PARK NEAR  
BOLARUM POLICE STATION

**PATIENTID** : JG22406042

TEST NAME	TECHNOLOGY	VALUE	UNITS
HbA1c - (HPLC)	H.P.L.C	5	%

**Bio. Ref. Interval. :****Bio. Ref. Interval.: As per ADA Guidelines**

Below 5.7% : Normal  
5.7% - 6.4% : Prediabetic  
≥6.5% : Diabetic

**Guidance For Known Diabetics**

Below 6.5% : Good Control  
6.5% - 7% : Fair Control  
7.0% - 8% : Unsatisfactory Control  
>8% : Poor Control

**Method** : Fully Automated H.P.L.C method

**AVERAGE BLOOD GLUCOSE (ABG)** CALCULATED 97 mg/dL

**Bio. Ref. Interval. :**

90 - 120 mg/dl : Good Control  
121 - 150 mg/dl : Fair Control  
151 - 180 mg/dl : Unsatisfactory Control  
> 180 mg/dl : Poor Control

**Method** : Derived from HBA1c values

**Please correlate with clinical conditions.**

**Sample Collected on (SCT)** :22 Sep 2023 07:20

**Sample Received on (SRT)** : 22 Sep 2023 12:14

**Report Released on (RRT)** : 22 Sep 2023 15:00

**Sample Type** : EDTA

**Labcode** : 2209070186/DS853

**Barcode** : BL901372

Dr Amulya MD (Path)

Dr Ramya MD (Path)

**PROCESSED AT :  
Thyrocare**

H. NO. 1-9-645, Vidyanagar,  
Adikmet Road, Near SBH,  
Hyderabad-500 044



Thyrocare Technologies Limited, D-37/3, TTC MIDC, Turbhe, Navi Mumbai - 400703 98706 66333 wellness@thyrocare.com

**9 out of 10 Doctors Trust that Thyrocare Reports are Accurate & Reliable**

**NAME** : JUHEE GUPTA(36Y/F)  
**REF. BY** : SELF  
**TEST ASKED** : MEDIWHEEL 60+  
**PATIENTID** : JG22406042

**HOME COLLECTION :**  
VENUGOPAL ENCLAVE ARMY CANTONMENT  
NEAR BOLARUM POLICE STATION SCB PARK  
NEAR BOLARUM POLICE STATION

TEST NAME	VALUE	UNITS	Bio. Ref. Interval.
TOTAL LEUCOCYTES COUNT (WBC)	6.91	X 10 <sup>3</sup> / µL	4.0 - 10.0
NEUTROPHILS	46.6	%	40-80
<b>LYMPHOCYTE</b>	<b>44.6</b>	<b>%</b>	<b>20-40</b>
MONOCYTES	5.2	%	2-10
EOSINOPHILS	2.6	%	1-6
BASOPHILS	0.7	%	0-2
IMMATURE GRANULOCYTE PERCENTAGE(IG%)	0.3	%	0.0-0.4
NEUTROPHILS - ABSOLUTE COUNT	3.22	X 10 <sup>3</sup> / µL	2.0-7.0
<b>LYMPHOCYTES - ABSOLUTE COUNT</b>	<b>3.08</b>	<b>X 10<sup>3</sup> / µL</b>	<b>1.0-3.0</b>
MONOCYTES - ABSOLUTE COUNT	0.36	X 10 <sup>3</sup> / µL	0.2 - 1.0
BASOPHILS - ABSOLUTE COUNT	0.05	X 10 <sup>3</sup> / µL	0.02 - 0.1
EOSINOPHILS - ABSOLUTE COUNT	0.18	X 10 <sup>3</sup> / µL	0.02 - 0.5
IMMATURE GRANULOCYTES(IG)	0.02	X 10 <sup>3</sup> / µL	0.0-0.3
TOTAL RBC	4.39	X 10 <sup>6</sup> /µL	3.8-4.8
NUCLEATED RED BLOOD CELLS	0.01	X 10 <sup>3</sup> / µL	0.0-0.5
NUCLEATED RED BLOOD CELLS %	0.01	%	0.0-5.0
HEMOGLOBIN	12.6	g/dL	12.0-15.0
HEMATOCRIT(PCV)	40.8	%	36.0-46.0
MEAN CORPUSCULAR VOLUME(MCV)	92.9	fL	83.0-101.0
MEAN CORPUSCULAR HEMOGLOBIN(MCH)	28.7	pg	27.0-32.0
<b>MEAN CORP.HEMO.CONC(MCHC)</b>	<b>30.9</b>	<b>g/dL</b>	<b>31.5-34.5</b>
<b>RED CELL DISTRIBUTION WIDTH - SD(RDW-SD)</b>	<b>47.8</b>	<b>fL</b>	<b>39.0-46.0</b>
RED CELL DISTRIBUTION WIDTH (RDW-CV)	14	%	11.6-14.0
<b>PLATELET DISTRIBUTION WIDTH(PDW)</b>	<b>20.8</b>	<b>fL</b>	<b>9.6-15.2</b>
<b>MEAN PLATELET VOLUME(MPV)</b>	<b>13.3</b>	<b>fL</b>	<b>6.5-12</b>
PLATELET COUNT	231	X 10 <sup>3</sup> / µL	150-410
<b>PLATELET TO LARGE CELL RATIO(PLCR)</b>	<b>50.2</b>	<b>%</b>	<b>19.7-42.4</b>
PLATELETCRIT(PCT)	0.31	%	0.19-0.39

**Remarks :** Alert!!! Predominantly normocytic normochromic with ovalocytes. Platelets:Appear adequate in smear.

**Please Correlate with clinical conditions.**

**Method : Fully automated bidirectional analyser (6 Part Differential SYSMEX XN-1000)**

**(This device performs hematology analyses according to the Hydrodynamic Focussing (DC method), Flow Cytometry Method (using a semiconductor laser), and SLS- hemoglobin method)**

**Sample Collected on (SCT)** : 22 Sep 2023 07:20  
**Sample Received on (SRT)** : 22 Sep 2023 12:14  
**Report Released on (RRT)** : 22 Sep 2023 15:00  
**Sample Type** : EDTA  
**Labcode** : 2209070186/DS853  
**Barcode** : BL901372

Dr Amulya MD (Path)

Dr Ramya MD (Path)

**PROCESSED AT :****Thyrocare**

H. NO. 1-9-645,Vidyanagar,  
Adikmet Road,Near SBH,  
Hyderabad-500 044



**Thyrocare**

Tests you can trust

Thyrocare Technologies Limited, D-37/3, TTC MIDC, Turbhe, Navi Mumbai - 400703 98706 66333 wellness@thyrocare.com

**9 out of 10 Doctors Trust that Thyrocare Reports are Accurate & Reliable**

**NAME** : JUHEE GUPTA(36Y/F)

**REF. BY** : SELF

**TEST ASKED** : MEDIWHEEL 60+

**HOME COLLECTION :**

VENUGOPAL ENCLAVE ARMY CANTONMENT NEAR  
BOLARUM POLICE STATION SCB PARK NEAR  
BOLARUM POLICE STATION

**PATIENTID** : JG22406042

TEST NAME	TECHNOLOGY	VALUE	UNITS
FASTING BLOOD SUGAR(GLUCOSE)	PHOTOMETRY	76.5	mg/dL

**Bio. Ref. Interval. :-**

As per ADA Guideline: Fasting Plasma Glucose (FPG)	
Normal	70 to 100 mg/dl
Prediabetes	100 mg/dl to 125 mg/dl
Diabetes	126 mg/dl or higher

**Note :**

The assay could be affected mildly and may result in anomalous values if serum samples have heterophilic antibodies, hemolyzed, icteric or lipemic. The concentration of Glucose in a given specimen may vary due to differences in assay methods, calibration and reagent specificity. For diagnostic purposes results should always be assessed in conjunction with patients medical history, clinical findings and other findings.

**Please correlate with clinical conditions.**

**Method:-** GOD-PAP METHOD

**Sample Collected on (SCT)** : 22 Sep 2023 07:20

**Sample Received on (SRT)** : 22 Sep 2023 12:20

**Report Released on (RRT)** : 22 Sep 2023 13:38

**Sample Type** : FLUORIDE

**Labcode** : 2209070630/DS853

**Barcode** : BO482086

Dr Amulya MD (Path)

Dr Ramya MD (Path)

**PROCESSED AT :****Thyrocare**

H. NO. 1-9-645,Vidyanagar,  
Adikmet Road,Near SBH,  
Hyderabad-500 044



Tests you can trust

Thyrocare Technologies Limited, D-37/3, TTC MIDC, Turbhe, Navi Mumbai - 400703 98706 66333 wellness@thyrocare.com

**9 out of 10 Doctors Trust that Thyrocare Reports are Accurate & Reliable**

**NAME** : JUHEE GUPTA(36Y/F)

**REF. BY** : SELF

**TEST ASKED** : MEDIWHEEL 60+

**HOME COLLECTION :**

VENUGOPAL ENCLAVE ARMY CANTONMENT NEAR  
BOLARUM POLICE STATION SCB PARK NEAR  
BOLARUM POLICE STATION

**PATIENTID** : JG22406042

TEST NAME	TECHNOLOGY	VALUE	UNITS
CA-125	C.L.I.A	23.2	U/mL

**Bio. Ref. Interval. :-**

Less than 30.2 U/ml

Clinical Significance:

CA-125 is used to monitor therapy during treatment for Ovarian Cancer. CA125 is also to detect or monitor whether there is a recurrence of cancer or malignancy after surgical removal of tumor or radiation therapy or chemotherapy (antineoplastic drugs). This test is sometimes used to follow High-Risk women who have a family history of Ovarian Cancer. CA-125 may normally be increased in early pregnancy and during menstruation. It can also be increased in diseases such as Pelvic Inflammatory Disease or Endometriosis and sometimes in Hepatitis and Cirrhosis of the liver.

Specifications:

Precision: Intra Assay (%CV): 4.3 %, Inter Assay (%CV): 2.5%; Sensitivity: 2.0 U/ml

Kit Validation References:

Mackey SE, Creasman WT. Ovarian Cancer Screening. J. Clin Oncol 1995; 13(3); 783 - 93.

**Please correlate with clinical conditions.**

**Method:-** TWO SITE SANDWICH IMMUNOASSAY

**Sample Collected on (SCT)** : 22 Sep 2023 07:20

**Sample Received on (SRT)** : 22 Sep 2023 12:23

**Report Released on (RRT)** : 22 Sep 2023 16:20

**Sample Type** : SERUM

**Labcode** : 2209070967/DS853 Dr Amulya MD (Path)

**Barcode** : BQ048341

Dr Ramya MD (Path)

**PROCESSED AT :****Thyrocare**

H. NO. 1-9-645,Vidyanagar,  
Adikmet Road,Near SBH,  
Hyderabad-500 044



Tests you can trust

Thyrocare Technologies Limited, D-37/3, TTC MIDC, Turbhe, Navi Mumbai - 400703 98706 66333 wellness@thyrocare.com

**9 out of 10 Doctors Trust that Thyrocare Reports are Accurate & Reliable**

**NAME** : JUHEE GUPTA(36Y/F)

**REF. BY** : SELF

**TEST ASKED** : MEDIWHEEL 60+

**PATIENTID** : JG22406042

**HOME COLLECTION :**

VENUGOPAL ENCLAVE ARMY CANTONMENT NEAR  
BOLARUM POLICE STATION SCB PARK NEAR  
BOLARUM POLICE STATION

TEST NAME	TECHNOLOGY	VALUE	UNITS
RHEUMATOID FACTOR (RF)	IMMUNOTURBIDIMETRY	< 10	IU/mL

**Bio. Ref. Interval. :**

ADULT : <= 18

**Clinical Significance:**

Rheumatoid factor is an anti IgG autoimmune antibody. There are high concentration of rheumatoid factor in the serum of some disease, especially rheumatoid arthritis patients. It helps to diagnose rheumatism ,systematic lupus erythematosus, chronic hepatitis etc.

**Specifications:**

Precision %CV :- Intra assay %CV- 1.38% , Inter assay %CV-2.88%, Sensitivity :- 40 IU/mL.

**Kit Validation Reference:**

Anderson, S.G., Bentzon, M.W., Houba, V. and Krag, P. Bull. Wld. Hlth. Org. 42: 311-318 (1970).

**Method :** LATEX ENHANCED IMMUNOTURBIDIMETRY

**Please correlate with clinical conditions.**

**Sample Collected on (SCT)** :22 Sep 2023 07:20

**Sample Received on (SRT)** : 22 Sep 2023 12:23

**Report Released on (RRT)** : 22 Sep 2023 16:20

**Sample Type** : SERUM

**Labcode** : 2209070967/DS853

**Barcode** : BQ048341

Dr Amulya MD (Path)

Dr Ramya MD (Path)

**PROCESSED AT :**

**Thyrocare**

H. NO. 1-9-645,Vidyanagar,  
Adikmet Road,Near SBH,  
Hyderabad-500 044



Thyrocare Technologies Limited, D-37/3, TTC MIDC, Turbhe, Navi Mumbai - 400703 98706 66333 wellness@thyrocare.com

**9 out of 10 Doctors Trust that Thyrocare Reports are Accurate & Reliable**

**NAME** : JUHEE GUPTA(36Y/F)  
**REF. BY** : SELF  
**TEST ASKED** : MEDIWHEEL 60+

**HOME COLLECTION :**  
VENUGOPAL ENCLAVE ARMY CANTONMENT NEAR  
BOLARUM POLICE STATION SCB PARK NEAR  
BOLARUM POLICE STATION

**PATIENTID** : JG22406042

TEST NAME	TECHNOLOGY	VALUE	UNITS
<b>25-OH VITAMIN D (TOTAL)</b>	<b>E.C.L.I.A</b>	<b>18.8</b>	<b>ng/mL</b>
<b>Bio. Ref. Interval. :-</b>			

Deficiency : <=20 ng/ml || Insufficiency : 21-29 ng/ml  
Sufficiency : >= 30 ng/ml || Toxicity : >100 ng/ml

**Clinical Significance:**

Vitamin D is a fat soluble vitamin that has been known to help the body absorb and retain calcium and phosphorous; both are critical for building bone health.

Decrease in vitamin D total levels indicate inadequate exposure of sunlight, dietary deficiency, nephrotic syndrome.

Increase in vitamin D total levels indicate Vitamin D intoxication.

Specifications: Precision: Intra assay (%CV):9.20%, Inter assay (%CV):8.50%

Kit Validation Reference : Holick M. Vitamin D the underappreciated D-Lightful hormone that is important for Skeletal and cellular health Curr Opin Endocrinol Diabetes 2002;9(1)87-98.

**Please correlate with clinical conditions.**

**Method:-** Fully Automated Electrochemiluminescence Competitive Immunoassay

**Sample Collected on (SCT)** : 22 Sep 2023 07:20  
**Sample Received on (SRT)** : 22 Sep 2023 12:23  
**Report Released on (RRT)** : 22 Sep 2023 16:20  
**Sample Type** : SERUM  
**Labcode** : 2209070967/DS853  
**Barcode** : BQ048341

Dr Amulya MD (Path)

Dr Ramya MD (Path)

**PROCESSED AT :****Thyrocare**

H. NO. 1-9-645,Vidyanagar,  
Adikmet Road,Near SBH,  
Hyderabad-500 044



Tests you can trust

Thyrocare Technologies Limited, D-37/3, TTC MIDC, Turbhe, Navi Mumbai - 400703 98706 66333 wellness@thyrocare.com

**9 out of 10 Doctors Trust that Thyrocare Reports are Accurate & Reliable**

**NAME** : JUHEE GUPTA(36Y/F)

**REF. BY** : SELF

**TEST ASKED** : MEDIWHEEL 60+

**HOME COLLECTION :**

VENUGOPAL ENCLAVE ARMY CANTONMENT NEAR  
BOLARUM POLICE STATION SCB PARK NEAR  
BOLARUM POLICE STATION

**PATIENTID** : JG22406042

TEST NAME	TECHNOLOGY	VALUE	UNITS
<b>HIGH SENSITIVITY C-REACTIVE PROTEIN (HS-CRP)</b>	<b>IMMUNOTURBIDIMETRY</b>	<b>3.38</b>	<b>mg/L</b>
<b>Bio. Ref. Interval. :-</b>			

< 1.00 - Low Risk

1.00 - 3.00 - Average Risk

>3.00 - 10.00 - High Risk

> 10.00 - Possibly due to Non-Cardiac Inflammation

Disclaimer: Persistent unexplained elevation of HSCRP >10 should be evaluated for non-cardiovascular etiologies such as infection , active arthritis or concurrent illness.

**Clinical significance:**

High sensitivity C- reactive Protein ( HSCRP) can be used as an independent risk marker for the identification of Individuals at risk for future cardiovascular Disease. A coronary artery disease risk assessment should be based on the average of two hs-CRP tests, ideally taken two weeks apart.

**Kit Validation Reference:**

1.Clinical management of laboratory data in medical practice 2003-3004, 207(2003).

2.Tietz : Textbook of Clinical Chemistry and Molecular diagnostics :Second edition :Chapter 47:Page no.1507- 1508.

**Please correlate with clinical conditions.**

**Method:-** FULLY AUTOMATED LATEX AGGLUTINATION – BECKMAN COULTER

**Sample Collected on (SCT)** : 22 Sep 2023 07:20

**Sample Received on (SRT)** : 22 Sep 2023 12:23

**Report Released on (RRT)** : 22 Sep 2023 16:20

**Sample Type** : SERUM

**Labcode** : 2209070967/DS853

**Barcode** : BQ048341

Dr Amulya MD (Path)

Dr Ramya MD (Path)



**PROCESSED AT :**

**Thyrocare**

H. NO. 1-9-645,Vidyanagar,  
Adikmet Road,Near SBH,  
Hyderabad-500 044



Thyrocare Technologies Limited, D-37/3, TTC MIDC, Turbhe, Navi Mumbai - 400703 98706 66333 wellness@thyrocare.com

**9 out of 10 Doctors Trust that Thyrocare Reports are Accurate & Reliable**

**NAME** : JUHEE GUPTA(36Y/F)  
**REF. BY** : SELF  
**TEST ASKED** : MEDIWHEEL 60+

**HOME COLLECTION :**  
VENUGOPAL ENCLAVE ARMY CANTONMENT NEAR  
BOLARUM POLICE STATION SCB PARK NEAR  
BOLARUM POLICE STATION

**PATIENTID** : JG22406042

TEST NAME	TECHNOLOGY	VALUE	UNITS
VITAMIN B-12 <b>Bio. Ref. Interval. :-</b>	E.C.L.I.A	272	pg/mL

Normal: 197-771 pg/ml

**Clinical significance :**

Vitamin B12 or cyanocobalamin, is a complex corrinoid compound found exclusively from animal dietary sources, such as meat, eggs and milk. It is critical in normal DNA synthesis, which in turn affects erythrocyte maturation and in the formation of myelin sheath. Vitamin-B12 is used to find out neurological abnormalities and impaired DNA synthesis associated with macrocytic anemias. For diagnostic purpose, results should always be assessed in conjunction with the patients medical history, clinical examination and other findings.

Specifications: Intra assay (%CV):2.6%, Inter assay (%CV):2.3 %

Kit Validation Reference : Thomas L.Clinical laborator Diagnostics : Use and Assessment of Clinical laboratory Results 1st Edition,TH Books-Verl-Ges,1998:424-431

**Please correlate with clinical conditions.**

**Method:-** Fully Automated Electrochemiluminescence Compitative Immunoassay

**Sample Collected on (SCT)** : 22 Sep 2023 07:20  
**Sample Received on (SRT)** : 22 Sep 2023 12:23  
**Report Released on (RRT)** : 22 Sep 2023 16:20  
**Sample Type** : SERUM  
**Labcode** : 2209070967/DS853  
**Barcode** : BQ048341

Dr Amulya MD (Path)

Dr Ramya MD (Path)

**PROCESSED AT :**

**Thyrocare**

H. NO. 1-9-645,Vidyanagar,  
Adikmet Road,Near SBH,  
Hyderabad-500 044



Thyrocare Technologies Limited, D-37/3, TTC MIDC, Turbhe, Navi Mumbai - 400703 98706 66333 wellness@thyrocare.com

**9 out of 10 Doctors Trust that Thyrocare Reports are Accurate & Reliable**

**NAME** : JUHEE GUPTA(36Y/F)  
**REF. BY** : SELF  
**TEST ASKED** : MEDIWHEEL 60+

**HOME COLLECTION :**  
VENUGOPAL ENCLAVE ARMY CANTONMENT NEAR  
BOLARUM POLICE STATION SCB PARK NEAR  
BOLARUM POLICE STATION

**PATIENTID** : JG22406042

TEST NAME	TECHNOLOGY	VALUE	UNITS
PROSTATE SPECIFIC ANTIGEN (PSA) <b>Bio. Ref. Interval. :-</b>	C.L.I.A	0.03	ng/mL

Normal : < 4.00 ng/ml  
Border line : 4.01 to 10.00 ng/ml

**Clinical Significance:**

Elevated levels of PSA are associated with prostate cancer, but may also be seen with prostatitis (Inflammation of the prostate) and benign prostatic hyperplasia (BPH). PSA test done along with free PSA provides additional information. Studies have suggested that the percentage of free PSA in total PSA is lower in patients with prostate cancer than those with benign prostate hyperplasia.

**Specification:**

Precision: Intra assay (%CV): 4.38%, Inter assay (%CV): 4.67%; Sensitivity: 0.01 ng/ml

**Kit validation references:**

Wang MC, Valenzuala LA, Murphy GP, and Chu TM. Purification of a human prostate-specific antigen. Invest. Urol. 1979; 17: 159

**Please correlate with clinical conditions.**

**Method:-** TWO SITE SANDWICH IMMUNOASSAY

**Sample Collected on (SCT)** : 22 Sep 2023 07:20  
**Sample Received on (SRT)** : 22 Sep 2023 12:23  
**Report Released on (RRT)** : 22 Sep 2023 16:20  
**Sample Type** : SERUM  
**Labcode** : 2209070967/DS853  
**Barcode** : BQ048341

Dr Amulya MD (Path)

Dr Ramya MD (Path)

PROCESSED AT :  
Thyrocare  
H. NO. 1-9-645,Vidyanagar,  
Adikmet Road,Near SBH,  
Hyderabad-500 044



**Thyrocare**  
Tests you can trust

Thyrocare Technologies Limited, D-37/3, TTC MIDC, Turbhe, Navi Mumbai - 400703 98706 66333 wellness@thyrocare.com

**9 out of 10 Doctors Trust that Thyrocare Reports are Accurate & Reliable**

**NAME** : JUHEE GUPTA(36Y/F)  
**REF. BY** : SELF  
**TEST ASKED** : MEDIWHEEL 60+  
**PATIENTID** : JG22406042

**HOME COLLECTION :**  
VENUGOPAL ENCLAVE ARMY CANTONMENT NEAR  
BOLARUM POLICE STATION SCB PARK NEAR BOLARUM  
POLICE STATION

TEST NAME	TECHNOLOGY	VALUE	UNITS	Bio. Ref. Interval.
TOTAL CHOLESTEROL	PHOTOMETRY	185	mg/dL	< 200
HDL CHOLESTEROL - DIRECT	PHOTOMETRY	46	mg/dL	40-60
LDL CHOLESTEROL - DIRECT	PHOTOMETRY	98	mg/dL	< 100
TRIGLYCERIDES	PHOTOMETRY	118	mg/dL	< 150
TC/ HDL CHOLESTEROL RATIO	CALCULATED	4	Ratio	3 - 5
TRIG / HDL RATIO	CALCULATED	2.56	Ratio	< 3.12
LDL / HDL RATIO	CALCULATED	2.1	Ratio	1.5-3.5
HDL / LDL RATIO	CALCULATED	0.47	Ratio	> 0.40
NON-HDL CHOLESTEROL	CALCULATED	139.01	mg/dL	< 160
VLDL CHOLESTEROL	CALCULATED	23.6	mg/dL	5 - 40

**Please correlate with clinical conditions.**

**Method :**

CHOL - Cholesterol Oxidase, Esterase, Peroxidase  
HCHO - Direct Enzymatic Colorimetric  
LDL - Direct Measure  
TRIG - Enzymatic, End Point  
TC/H - Derived from serum Cholesterol and Hdl values  
TRI/H - Derived from TRIG and HDL Values  
LDL/ - Derived from serum HDL and LDL Values  
HD/LD - Derived from HDL and LDL values.  
NHDL - Derived from serum Cholesterol and HDL values  
VLDL - Derived from serum Triglyceride values

**\*REFERENCE RANGES AS PER NCEP ATP III GUIDELINES:**

TOTAL CHOLESTEROL	(mg/dl)	HDL	(mg/dl)	LDL	(mg/dl)	TRIGLYCERIDES	(mg/dl)
DESIRABLE	<200	LOW	<40	OPTIMAL	<100	NORMAL	<150
BORDERLINE HIGH	200-239	HIGH	>60	NEAR OPTIMAL	100-129	BORDERLINE HIGH	150-199
HIGH	>240			BORDERLINE HIGH	130-159	HIGH	200-499
				HIGH	160-189	VERY HIGH	>500
				VERY HIGH	>190		

**Alert !!! 10-12 hours fasting is mandatory for lipid parameters. If not, values might fluctuate.**

**Sample Collected on (SCT)** : 22 Sep 2023 07:20  
**Sample Received on (SRT)** : 22 Sep 2023 12:23  
**Report Released on (RRT)** : 22 Sep 2023 16:20  
**Sample Type** : SERUM  
**Labcode** : 2209070967/DS853  
**Barcode** : BQ048341

Dr Amulya MD (Path)

Dr Ramya MD (Path)

PROCESSED AT :  
Thyrocare  
H. NO. 1-9-645,Vidyanagar,  
Adikmet Road,Near SBH,  
Hyderabad-500 044



**Thyrocare**  
Tests you can trust

Thyrocare Technologies Limited, D-37/3, TTC MIDC, Turbhe, Navi Mumbai - 400703 98706 66333 wellness@thyrocare.com

**9 out of 10 Doctors Trust that Thyrocare Reports are Accurate & Reliable**

**NAME** : JUHEE GUPTA(36Y/F)  
**REF. BY** : SELF  
**TEST ASKED** : MEDIWHEEL 60+  
**PATIENTID** : JG22406042

**HOME COLLECTION :**  
VENUGOPAL ENCLAVE ARMY CANTONMENT NEAR  
BOLARUM POLICE STATION SCB PARK NEAR BOLARUM  
POLICE STATION

TEST NAME	TECHNOLOGY	VALUE	UNITS	Bio. Ref. Interval.
<b>ALKALINE PHOSPHATASE</b>	<b>PHOTOMETRY</b>	<b>129.75</b>	<b>U/L</b>	<b>45-129</b>
BILIRUBIN - TOTAL	PHOTOMETRY	0.62	mg/dL	0.3-1.2
BILIRUBIN -DIRECT	PHOTOMETRY	0.11	mg/dL	< 0.3
BILIRUBIN (INDIRECT)	CALCULATED	0.51	mg/dL	0-0.9
GAMMA GLUTAMYL TRANSFERASE (GGT)	PHOTOMETRY	22.63	U/L	< 38
ASPARTATE AMINOTRANSFERASE (SGOT )	PHOTOMETRY	26.84	U/L	< 31
ALANINE TRANSAMINASE (SGPT)	PHOTOMETRY	19.85	U/L	< 34
SGOT / SGPT RATIO	CALCULATED	1.35	Ratio	< 2
PROTEIN - TOTAL	PHOTOMETRY	6.59	gm/dL	5.7-8.2
ALBUMIN - SERUM	PHOTOMETRY	4.12	gm/dL	3.2-4.8
<b>SERUM GLOBULIN</b>	<b>CALCULATED</b>	<b>2.47</b>	<b>gm/dL</b>	<b>2.5-3.4</b>
SERUM ALB/GLOBULIN RATIO	CALCULATED	1.67	Ratio	0.9 - 2

**Please correlate with clinical conditions.**

**Method :**

ALKP - Modified IFCC method  
BILT - Vanadate Oxidation  
BILD - Vanadate Oxidation  
BILI - Derived from serum Total and Direct Bilirubin values  
GGT - Modified IFCC method  
SGOT - IFCC\* Without Pyridoxal Phosphate Activation  
SGPT - IFCC\* Without Pyridoxal Phosphate Activation  
OT/PT - Derived from SGOT and SGPT values.  
PROT - Biuret Method  
SALB - Albumin Bcg<sup>1</sup>method (Colorimetric Assay Endpoint)  
SEGB - DERIVED FROM SERUM ALBUMIN AND PROTEIN VALUES  
A/GR - Derived from serum Albumin and Protein values

**Sample Collected on (SCT)** : 22 Sep 2023 07:20  
**Sample Received on (SRT)** : 22 Sep 2023 12:23  
**Report Released on (RRT)** : 22 Sep 2023 16:20  
**Sample Type** : SERUM  
**Labcode** : 2209070967/DS853  
**Barcode** : BQ048341

Dr Amulya MD (Path)

Dr Ramya MD (Path)

**PROCESSED AT :****Thyrocare**

H. NO. 1-9-645,Vidyanagar,  
Adikmet Road,Near SBH,  
Hyderabad-500 044



Tests you can trust

Thyrocare Technologies Limited, D-37/3, TTC MIDC, Turbhe, Navi Mumbai - 400703 98706 66333 wellness@thyrocare.com

**9 out of 10 Doctors Trust that Thyrocare Reports are Accurate & Reliable**

**NAME** : JUHEE GUPTA(36Y/F)

**REF. BY** : SELF

**TEST ASKED** : MEDIWHEEL 60+

**PATIENTID** : JG22406042

**HOME COLLECTION :**

VENUGOPAL ENCLAVE ARMY CANTONMENT NEAR  
BOLARUM POLICE STATION SCB PARK NEAR  
BOLARUM POLICE STATION

TEST NAME	TECHNOLOGY	VALUE	UNITS
PHOSPHOROUS	PHOTOMETRY	3.79	mg/dL

**Bio. Ref. Interval. :**

Adults : 2.4 - 5.1 mg/dL

**Clinical Significance:**

In plasma and serum the majority of phosphate exists in the inorganic form (Pi), approximately 15% bound to protein and the remainder in complexes and free forms. Serum phosphate concentrations are dependent on diet and variation in the secretion of hormones such as Parathyroid Hormone (PTH).

**Specifications:**

Precision %CV :- Intra assay %CV- 1.55% , Inter assay %CV-2.99% , Sensitivity:-0.10 mmol/L

**Kit Validation Reference:**

Young DS. Effects of drugs on clinical laboratory tests, 5th ed. AACC Press, 2000.

**Method :** UNREDUCED PHOSPHOMOLYBDATE METHOD

**Please correlate with clinical conditions.**

**Sample Collected on (SCT)** : 22 Sep 2023 07:20

**Sample Received on (SRT)** : 22 Sep 2023 12:23

**Report Released on (RRT)** : 22 Sep 2023 16:20

**Sample Type** : SERUM

**Labcode** : 2209070967/DS853

**Barcode** : BQ048341

Dr Amulya MD (Path)

Dr Ramya MD (Path)

**PROCESSED AT :****Thyrocare**

H. NO. 1-9-645,Vidyanagar,  
Adikmet Road,Near SBH,  
Hyderabad-500 044



Tests you can trust

Thyrocare Technologies Limited, D-37/3, TTC MIDC, Turbhe, Navi Mumbai - 400703 98706 66333 wellness@thyrocare.com

**9 out of 10 Doctors Trust that Thyrocare Reports are Accurate & Reliable**

**NAME** : JUHEE GUPTA(36Y/F)

**REF. BY** : SELF

**TEST ASKED** : MEDIWHEEL 60+

**HOME COLLECTION :**

VENUGOPAL ENCLAVE ARMY CANTONMENT NEAR  
BOLARUM POLICE STATION SCB PARK NEAR  
BOLARUM POLICE STATION

**PATIENTID** : JG22406042

TEST NAME	TECHNOLOGY	VALUE	UNITS
-----------	------------	-------	-------

POTASSIUM	I.S.E	4.12	mmol/L
-----------	-------	------	--------

**Bio. Ref. Interval. :**  
ADULTS: 3.5-5.1 MMOL/L

**Clinical Significance :**

An abnormal increase in potassium (hyperkalemia) can profoundly affect the nervous system and increase the chance of irregular heartbeats (arrhythmias), which, when extreme, can be fatal. The assay could be affected mildly and may result in anomalous values if serum samples have heterophilic antibodies, hemolyzed, icteric or lipemic. The concentration of Potassium in a given specimen may vary due to differences in assay methods, calibration and reagent specificity.

**Method :** ION SELECTIVE ELECTRODE

CHLORIDE	I.S.E	105.05	mmol/L
----------	-------	--------	--------

**Bio. Ref. Interval. :**  
ADULTS: 98-107 MMOL/L

**Clinical Significance :**

An increased level of blood chloride (called hyperchloremia) usually indicates dehydration, but can also occur with other problems that cause high blood sodium, such as Cushing syndrome or kidney disease. Hyperchloremia also occurs when too much base is lost from the body (producing metabolic acidosis) or when a person hyperventilates (causing respiratory alkalosis). A decreased level of blood chloride (called hypochloremia) occurs with any disorder that causes low blood sodium. Hypochloremia also occurs with congestive heart failure, prolonged vomiting or gastric suction, Addison disease, emphysema or other chronic lung diseases (causing respiratory acidosis), and with loss of acid from the body (called metabolic alkalosis).

**Method :** ION SELECTIVE ELECTRODE

**Please correlate with clinical conditions.**

**Sample Collected on (SCT)** : 22 Sep 2023 07:20

**Sample Received on (SRT)** : 22 Sep 2023 12:23

**Report Released on (RRT)** : 22 Sep 2023 16:20

**Sample Type** : SERUM

**Labcode** : 2209070967/DS853

**Barcode** : BQ048341

Dr Amulya MD (Path)

Dr Ramya MD (Path)

**PROCESSED AT :****Thyrocare**H. NO. 1-9-645,Vidyanagar,  
Adikmet Road,Near SBH,  
Hyderabad-500 044**Thyrocare**

Tests you can trust

Thyrocare Technologies Limited, D-37/3, TTC MIDC, Turbhe, Navi Mumbai - 400703 98706 66333 wellness@thyrocare.com

**9 out of 10 Doctors Trust that Thyrocare Reports are Accurate & Reliable****NAME** : JUHEE GUPTA(36Y/F)**REF. BY** : SELF**TEST ASKED** : MEDIWHEEL 60+**PATIENTID** : JG22406042**HOME COLLECTION :**VENUGOPAL ENCLAVE ARMY CANTONMENT NEAR  
BOLARUM POLICE STATION SCB PARK NEAR BOLARUM  
POLICE STATION

TEST NAME	TECHNOLOGY	VALUE	UNITS	Bio. Ref. Interval.
BLOOD UREA NITROGEN (BUN)	PHOTOMETRY	10.8	mg/dL	7.94 - 20.07
CREATININE - SERUM	PHOTOMETRY	0.69	mg/dL	0.55-1.02
BUN / SR.CREATININE RATIO	CALCULATED	15.65	Ratio	9:1-23:1
UREA (CALCULATED)	CALCULATED	23.11	mg/dL	Adult : 17-43
UREA / SR.CREATININE RATIO	CALCULATED	33.5	Ratio	< 52
CALCIUM	PHOTOMETRY	9.28	mg/dL	8.8-10.6
SODIUM	I.S.E	138.71	mmol/L	136 - 145
URIC ACID	PHOTOMETRY	4.4	mg/dL	3.2 - 6.1

**Please correlate with clinical conditions.****Method :**

BUN - Kinetic UV Assay.

SCRE - Creatinine Enzymatic method

B/CR - Derived from serum Bun and Creatinine values

UREAC - Derived from BUN Value.

UR/CR - Derived from UREA and Sr.Creatinine values.

CALC - Arsenazo III Method, End Point.

SOD - ION SELECTIVE ELECTRODE

URIC - Uricase / Peroxidase Method

**Sample Collected on (SCT)** : 22 Sep 2023 07:20**Sample Received on (SRT)** : 22 Sep 2023 12:23**Report Released on (RRT)** : 22 Sep 2023 16:20**Sample Type** : SERUM**Labcode** : 2209070967/DS853**Barcode** : BQ048341

Dr Amulya MD (Path)

Dr Ramya MD (Path)

**PROCESSED AT :****Thyrocare**

H. NO. 1-9-645, Vidyanagar,  
Adikmet Road, Near SBH,  
Hyderabad-500 044



Tests you can trust

Thyrocare Technologies Limited, D-37/3, TTC MIDC, Turbhe, Navi Mumbai - 400703 98706 66333 wellness@thyrocare.com

**9 out of 10 Doctors Trust that Thyrocare Reports are Accurate & Reliable**

**NAME** : JUHEE GUPTA(36Y/F)  
**REF. BY** : SELF  
**TEST ASKED** : MEDIWHEEL 60+

**HOME COLLECTION :**  
VENUGOPAL ENCLAVE ARMY CANTONMENT NEAR  
BOLARUM POLICE STATION SCB PARK NEAR BOLARUM  
POLICE STATION

**PATIENTID** : JG22406042

TEST NAME	TECHNOLOGY	VALUE	UNITS	Bio. Ref. Interval.
THYROID STIMULATING HORMONE (TSH)	C.M.I.A	2.02	μIU/mL	0.35-4.94

**The Biological Reference Ranges is specific to the age group. Kindly correlate clinically.**

**Method :**

TSH - Fully Automated Chemi Luminescent Microparticle Immunoassay

Pregnancy reference ranges for TSH/USTSH :

Trimester || T3 (ng/dl) || T4 (μg/dl) || TSH/USTSH (μIU/ml)

1st || 83.9-196.6 || 4.4-11.5 || 0.1-2.5

2nd || 86.1-217.4 || 4.9-12.2 || 0.2-3.0

3rd || 79.9-186 || 5.1-13.2 || 0.3-3.5

References :

1. Carol Devilia, C I Parhon. First Trimester Pregnancy ranges for Serum TSH and Thyroid Tumor reclassified as Benign. Acta Endocrinol. 2016; 12(2) : 242 - 243
2. Kulhari K, Negi R, Kalra DK et al. Establishing Trimester specific Reference ranges for thyroid hormones in Indian women with normal pregnancy : New light through old window. Indian Journal of Contemporary medical research. 2019; 6(4)

**Disclaimer** :Results should always be interpreted using the reference range provided by the laboratory that performed the test. Different laboratories do tests using different technologies, methods and using different reagents which may cause difference. In reference ranges and hence it is recommended to interpret result with assay specific reference ranges provided in the reports. To diagnose and monitor therapy doses, it is recommended to get tested every time at the same Laboratory.

**Sample Collected on (SCT)** : 22 Sep 2023 07:20

**Sample Received on (SRT)** : 22 Sep 2023 12:23

**Report Released on (RRT)** : 22 Sep 2023 16:20

**Sample Type** : SERUM

**Labcode** : 2209070967/DS853

**Barcode** : BQ048341

Dr Amulya MD (Path)

Dr Ramya MD (Path)



**PROCESSED AT :**

**Thyrocare**

H. NO. 1-9-645,Vidyanagar,  
Adikmet Road,Near SBH,  
Hyderabad-500 044



Tests you can trust

Thyrocare Technologies Limited, D-37/3, TTC MIDC, Turbhe, Navi Mumbai - 400703 98706 66333 wellness@thyrocare.com

*9 out of 10 Doctors Trust that Thyrocare Reports are Accurate & Reliable*

**NAME** : JUHEE GUPTA(36Y/F)  
**REF. BY** : SELF  
**TEST ASKED** : MEDIWHEEL 60+

**HOME COLLECTION :**  
VENUGOPAL ENCLAVE ARMY CANTONMENT NEAR  
BOLARUM POLICE STATION SCB PARK NEAR  
BOLARUM POLICE STATION

**PATIENTID** : JG22406042

TEST NAME	TECHNOLOGY	VALUE	UNITS
EST. GLOMERULAR FILTRATION RATE (eGFR) <b>Bio. Ref. Interval. :-</b>	CALCULATED	112	mL/min/1.73 m2

- > = 90 : Normal
- 60 - 89 : Mild Decrease
- 45 - 59 : Mild to Moderate Decrease
- 30 - 44 : Moderate to Severe Decrease
- 15 - 29 : Severe Decrease

**Clinical Significance**

The normal serum creatinine reference interval does not necessarily reflect a normal GFR for a patient. Because mild and moderate kidney injury is poorly inferred from serum creatinine alone. Thus, it is recommended for clinical laboratories to routinely estimate glomerular filtration rate (eGFR), a "gold standard" measurement for assessment of renal function, and report the value when serum creatinine is measured for patients 18 and older, when appropriate and feasible. It cannot be measured easily in clinical practice, instead, GFR is estimated from equations using serum creatinine, age, race and sex. This provides easy to interpret information for the doctor and patient on the degree of renal impairment since it approximately equates to the percentage of kidney function remaining. Application of CKD-EPI equation together with the other diagnostic tools in renal medicine will further improve the detection and management of patients with CKD.

**Reference**

Levey AS, Stevens LA, Schmid CH, Zhang YL, Castro AF, 3rd, Feldman HI, et al. A new equation to estimate glomerular filtration rate. Ann Intern Med. 2009;150(9):604-12.

**Please correlate with clinical conditions.**

**Method:-** CKD-EPI Creatinine Equation

~~ End of report ~~

**Sample Collected on (SCT)** : 22 Sep 2023 07:20  
**Sample Received on (SRT)** : 22 Sep 2023 12:23  
**Report Released on (RRT)** : 22 Sep 2023 16:20  
**Sample Type** : SERUM  
**Labcode** : 2209070967/DS853  
**Barcode** : BQ048341



Dr Amulya MD (Path)

Dr Ramya MD (Path)

## CONDITIONS OF REPORTING

- ✓ The reported results are for information and interpretation of the referring doctor only.
- ✓ It is presumed that the tests performed on the specimen belong to the patient; named or identified.
- ✓ Results of tests may vary from laboratory to laboratory and also in some parameters from time to time for the same patient.
- ✓ Should the results indicate an unexpected abnormality, the same should be reconfirmed.
- ✓ Only such medical professionals who understand reporting units, reference ranges and limitations of technologies should interpret results.
- ✓ This report is not valid for medico-legal purpose.
- ✓ Neither Thyrocare, nor its employees/representatives assume any liability, responsibility for any loss or damage that may be incurred by any person as a result of presuming the meaning or contents of the report.
- ✓ Thyrocare Discovery video link :- <https://youtu.be/nbdYeRgYyQc>
- ✓ For clinical support please contact @8450950852,8450950853,8450950854 between 10:00 to 18:00


## EXPLANATIONS

- ✓ Majority of the specimen processed in the laboratory are collected by Pathologists and Hospitals we call them as "Clients".
- ✓ **Name** - The name is as declared by the client and recored by the personnel who collected the specimen.
- ✓ **Ref.Dr** - The name of the doctor who has recommended testing as declared by the client.
- ✓ **Labcode** - This is the accession number in our laboratory and it helps us in archiving and retrieving the data.
- ✓ **Barcode** - This is the specimen identity number and it states that the results are for the specimen bearing the barcode (irrespective of the name).
- ✓ **SCP** - Specimen Collection Point - This is the location where the blood or specimen was collected as declared by the client.
- ✓ **SCT** - Specimen Collection Time - The time when specimen was collected as declared by the client.
- ✓ **SRT** - Specimen Receiving Time - This time when the specimen reached our laboratory.
- ✓ **RRT** - Report Releasing Time - The time when our pathologist has released the values for Reporting.
- ✓ **Reference Range** - Means the range of values in which 95% of the normal population would fall.


## SUGGESTIONS

- ✓ Values out of reference range requires reconfirmation before starting any medical treatment.
- ✓ Retesting is needed if you suspect any quality shortcomings.
- ✓ Testing or retesting should be done in accredited laboratories.
- ✓ For suggestions, complaints or feedback, write to us at [info@thyrocare.com](mailto:info@thyrocare.com) or call us on **022-3090 0000 / 6712 3400**
- ✓ SMS: <Labcode No.> to **9870666333**


*Preventive Healthcare is now at your fingertips!*




Explore & Select  
Test / Profile




Book Through  
App




Booking  
Confirmation




Track your  
Technician



Blood  
Collection




Sample  
Testing



Download  
Report  
& Receipt

Download Thyroapp Now



*Launching*

# Jaanh

*For a closer look at your health with*

**Doctor-Curated Specialised Packages All Under One Roof**

 Heart	 Fever	 Cancer	 Women's - Reproductive Health
 Thyroid	 Diabetes	 STDs	 Skin Care
		 Hair Fall	



**Thyrocare**  
Tests you can trust

