

प्रति,

समन्वयक,  
Mediwheel (Arcofemi Healthcare Limited)  
हेल्पलाइन नंबर: 011-41195959

महोदय/ महोदया,

विषय: बैंक ऑफ़ बड़ौदा के कर्मचारियों के लिए वार्षिक स्वास्थ्य जांच।

हम आपको सूचित करना चाहते हैं कि हमारे कर्मचारी जिनका विवरण निम्नानुसार है हमारे करार के अनुसार आपके द्वारा उपलब्ध कराई गई कैशलेस वार्षिक स्वास्थ्य जांच सुविधा का लाभ लेना चाहते हैं।

	कर्मचारी विवरण
नाम	MR. SINGH AJAY KUMAR
क.कू संख्या	110363
पदनाम	JOINT MANAGER
कार्य का स्थान	CHAKA
जन्म की तारीख	31-08-1989
स्वास्थ्य जांच की प्रस्तावित तारीख	23-09-2023
बुकिंग संदर्भ सं.	23S110363100069956E

यह अनुमोदन/ संस्तुति पत्र तभी वैध माना जाएगा जब इसे बैंक ऑफ़ बड़ौदा के कर्मचारी आईडी कार्ड की प्रति के साथ प्रस्तुत किया जाएगा। यह अनुमोदन पत्र दिनांक 21-09-2023 से 31-03-2024 तक मान्य है। इस पत्र के साथ किए जाने वाले चिकित्सा जांच की सूची अनुलग्नक के रूप में दी गई है। कृपया नोट करें कि उक्त स्वास्थ्य जांच हमारी टाई-अप व्यवस्था के अनुसार कैशलेस सुविधा है। हम अनुरोध करते हैं कि आप हमारे कर्मचारी के स्वास्थ्य जांच संबंधी आवश्यकताओं पर उचित कार्रवाई करें तथा इस संबंध में अपनी सर्वोच्च प्राथमिकता तथा सर्वोत्तम संसाधन उपलब्ध कराएं। उपर्युक्त सारणी में दी गई कर्मचारी कूट संख्या एवं बुकिंग संदर्भ संख्या का उल्लेख अनिवार्य रूप से इनवॉइस में किया जाना चाहिए।

हम इस संबंध में आपके सहयोग की अपेक्षा करते हैं।

भवदीय,

हस्ता/-

(मुख्य महाप्रबंधक)

मानव संसाधन प्रबंधन विभाग

बैंक ऑफ़ बड़ौदा

(नोट: यह कंप्यूटर द्वारा जनरेट किया गया पत्र है। हस्ताक्षर की आवश्यकता नहीं है। कृपया किसी भी स्पष्टीकरण के लिए Mediwheel (Arcofemi Healthcare Limited) से संपर्क करें।)



LETTER OF APPROVAL / RECOMMENDATION

To,

The Coordinator,  
Mediwheel (Arcofemi Healthcare Limited)  
Helpline number: 011- 41195959

Dear Sir / Madam,

**Sub: Annual Health Checkup for the employees of Bank of Baroda**

This is to inform you that the following employee wishes to avail the facility of Cashless Annual Health Checkup provided by you in terms of our agreement.

PARTICULARS	EMPLOYEE DETAILS
NAME	MR. SINGH AJAY KUMAR
EC NO.	110363
DESIGNATION	JOINT MANAGER
PLACE OF WORK	CHAKA
BIRTHDATE	31-08-1989
PROPOSED DATE OF HEALTH CHECKUP	23-09-2023
BOOKING REFERENCE NO.	23S110363100069956E

This letter of approval / recommendation is valid if submitted along with copy of the Bank of Baroda employee id card. This approval is valid from **21-09-2023** till **31-03-2024** The list of medical tests to be conducted is provided in the annexure to this letter. Please note that the said health checkup is a **cashless facility** as per our tie up arrangement. We request you to attend to the health checkup requirement of our employee and accord your top priority and best resources in this regard. The EC Number and the booking reference number as given in the above table shall be mentioned in the invoice, invariably.


We solicit your co-operation in this regard.


Yours faithfully,


Sd/-

**Chief General Manager**  
**HRM Department**  
**Bank of Baroda**

(Note: This is a computer generated letter. No Signature required. For any clarification, please contact Mediwheel (Arcofemi Healthcare Limited))


 भारत सरकार  
 Government of India


 अजय कुमार सिंह  
 Ajay Kumar Singh  
 जन्म तिथि/DOB: 31/08/1989  
 पुरुष/ MALE



5628 3025 1387

मेरा आधार, मेरी पहचान


 भारत सरकार  
 Government of India

Unique Identification Authority of India

QR: 

S/O Naram Narain Singh, Vill - KHOMAR  
 MAINA, POST AND TAHSIL - LALGANJ,  
 Khomar Maina, Mirzapur,  
 Uttar Pradesh - 231211

Address:

S/O Naram Narain Singh, Vill - KHOMAR  
 MAINA, POST AND TAHSIL - LALGANJ,  
 Khomar Maina, Mirzapur,  
 Uttar Pradesh - 231211

5628 3025 1387

# CHANDAN DIAGNOSTIC CENTRE

Add: 49/19-B, Kamla Nehru Road, Katra, Prayagraj

Ph: 9235447965,0532-2548257

CIN : U85110DL2003PLC308206

Patient Name	: Mr. AJAY KUMAR SINGH	Registered On	: 23/Sep/2023 08:31:57
Age/Gender	: 34 Y 0 M 23 D /M	Collected	: N/A
UHID/MR NO	: ALDP.0000126510	Received	: N/A
Visit ID	: ALDP0192762324	Reported	: 24/Sep/2023 11:37:57
Ref Doctor	: Dr.Mediwheel - Arcofemi Health Care Ltd.	Status	: Final Report

## DEPARTMENT OF CARDIOLOGY-ECG

### MEDIWHEEL BANK OF BARODA MALE & FEMALE BELOW 40 YRS

ECG/ EKG \*

1. Machnism, Rhythm	Sinus, Regular
2. Atrial Rate	84 /mt
3. Ventricular Rate	84 /mt
4. P - Wave	Normal
5. P R Interval	Normal
6. Q R S	Axis : Normal R/S Ratio : Normal Configuration : Normal
7. Q T c Interval	Normal
8. S - T Segment	Normal
9. T - Wave	Normal

#### FINAL IMPRESSION

ECG Within Normal Limits: Sinus Rhythm. Please correlate clinically.

  
Dr. R K VERMA  
MBBS, PGDGM

# CHANDAN DIAGNOSTIC CENTRE

Add: 49/19-B, Kamla Nehru Road, Katra, Prayagraj

Ph: 9235447965,0532-2548257

CIN : U85110DL2003PLC308206

Patient Name	: Mr. AJAY KUMAR SINGH	Registered On	: 23/Sep/2023 08:31:50
Age/Gender	: 34 Y 0 M 23 D /M	Collected	: 23/Sep/2023 08:54:29
UHID/MR NO	: ALDP.0000126510	Received	: 23/Sep/2023 10:08:40
Visit ID	: ALDP0192762324	Reported	: 23/Sep/2023 13:57:54
Ref Doctor	: Dr.Mediwheel - Arcofemi Health Care Ltd.	Status	: Final Report

## DEPARTMENT OF HAEMATOLOGY

### MEDIWHEEL BANK OF BARODA MALE & FEMALE BELOW 40 YRS

Test Name	Result	Unit	Bio. Ref. Interval	Method
-----------	--------	------	--------------------	--------

#### Blood Group (ABO & Rh typing) \* , Blood

Blood Group	B			ERYTHROCYTE MAGNETIZED TECHNOLOGY / TUBE AGGLUTINA
Rh ( Anti-D)	POSITIVE			ERYTHROCYTE MAGNETIZED TECHNOLOGY / TUBE AGGLUTINA

#### Complete Blood Count (CBC) \* , Whole Blood

Haemoglobin	13.00	g/dl	1 Day- 14.5-22.5 g/dl 1 Wk- 13.5-19.5 g/dl 1 Mo- 10.0-18.0 g/dl 3-6 Mo- 9.5-13.5 g/dl 0.5-2 Yr- 10.5-13.5 g/dl 2-6 Yr- 11.5-15.5 g/dl 6-12 Yr- 11.5-15.5 g/dl 12-18 Yr 13.0-16.0 g/dl Male- 13.5-17.5 g/dl Female- 12.0-15.5 g/dl	
TLC (WBC)	7,800.00	/Cu mm	4000-10000	ELECTRONIC IMPEDANCE
<u>DLC</u>				
Polymorphs (Neutrophils )	65.00	%	55-70	ELECTRONIC IMPEDANCE
Lymphocytes	30.00	%	25-40	ELECTRONIC IMPEDANCE
Monocytes	3.00	%	3-5	ELECTRONIC IMPEDANCE
Eosinophils	2.00	%	1-6	ELECTRONIC IMPEDANCE
Basophils	0.00	%	<1	ELECTRONIC IMPEDANCE
<u>ESR</u>				
Observed	8.00	Mm for 1st hr.		
Corrected	-	Mm for 1st hr.	<9	
PCV (HCT)	40.00	%	40-54	
Platelet count				
Platelet Count	1.51	LACS/cu mm	1.5-4.0	ELECTRONIC IMPEDANCE/MICROSCOPIC
PDW (Platelet Distribution width)	15.90	fL	9-17	ELECTRONIC IMPEDANCE
P-LCR (Platelet Large Cell Ratio)	67.20	%	35-60	ELECTRONIC IMPEDANCE

# CHANDAN DIAGNOSTIC CENTRE

Add: 49/19-B, Kamla Nehru Road, Katra, Prayagraj

Ph: 9235447965,0532-2548257

CIN : U85110DL2003PLC308206

Patient Name	: Mr. AJAY KUMAR SINGH	Registered On	: 23/Sep/2023 08:31:50
Age/Gender	: 34 Y 0 M 23 D /M	Collected	: 23/Sep/2023 08:54:29
UHID/MR NO	: ALDP.0000126510	Received	: 23/Sep/2023 10:08:40
Visit ID	: ALDP0192762324	Reported	: 23/Sep/2023 13:57:54
Ref Doctor	: Dr.Mediwheel - Arcofemi Health Care Ltd.	Status	: Final Report

## DEPARTMENT OF HAEMATOLOGY

### MEDIWHEEL BANK OF BARODA MALE & FEMALE BELOW 40 YRS

Test Name	Result	Unit	Bio. Ref. Interval	Method
PCT (Platelet Hematocrit)	0.23	%	0.108-0.282	ELECTRONIC IMPEDANCE
MPV (Mean Platelet Volume)	16.20	fL	6.5-12.0	ELECTRONIC IMPEDANCE
RBCCount				
RBC Count	4.75	Mill./cu mm	4.2-5.5	ELECTRONIC IMPEDANCE
Blood Indices (MCV, MCH, MCHC)				
MCV	85.00	fl	80-100	CALCULATED PARAMETER
MCH	27.40	pg	28-35	CALCULATED PARAMETER
MCHC	32.30	%	30-38	CALCULATED PARAMETER
RDW-CV	13.80	%	11-16	ELECTRONIC IMPEDANCE
RDW-SD	46.10	fL	35-60	ELECTRONIC IMPEDANCE
Absolute Neutrophils Count	5,070.00	/cu mm	3000-7000	
Absolute Eosinophils Count (AEC)	156.00	/cu mm	40-440	



Dr.Akanksha Singh (MD Pathology)

# CHANDAN DIAGNOSTIC CENTRE

Add: 49/19-B, Kamla Nehru Road, Katra, Prayagraj

Ph: 9235447965,0532-2548257

CIN : U85110DL2003PLC308206

Patient Name	: Mr. AJAY KUMAR SINGH	Registered On	: 23/Sep/2023 08:31:56
Age/Gender	: 34 Y 0 M 23 D /M	Collected	: 23/Sep/2023 08:54:28
UHID/MR NO	: ALDP.0000126510	Received	: 23/Sep/2023 10:08:40
Visit ID	: ALDP0192762324	Reported	: 23/Sep/2023 11:41:32
Ref Doctor	: Dr.Mediwheel - Arcofemi Health Care Ltd.	Status	: Final Report

## DEPARTMENT OF BIOCHEMISTRY

### MEDIWHEEL BANK OF BARODA MALE & FEMALE BELOW 40 YRS

Test Name	Result	Unit	Bio. Ref. Interval	Method
-----------	--------	------	--------------------	--------

#### GLUCOSE FASTING\* , Plasma

Glucose Fasting	89.20	mg/dl	< 100 Normal 100-125 Pre-diabetes ≥ 126 Diabetes	GOD POD
-----------------	-------	-------	--	---------

#### Interpretation:

- Kindly correlate clinically with intake of hypoglycemic agents, drug dosage variations and other drug interactions.
- A negative test result only shows that the person does not have diabetes at the time of testing. It does not mean that the person will never get diabetes in future, which is why an Annual Health Check up is essential.
- I.G.T = Impaired Glucose Tolerance.

#### GLYCOSYLATED HAEMOGLOBIN (HBA1C)\* , EDTA BLOOD

Glycosylated Haemoglobin (HbA1c)	5.20	% NGSP		HPLC (NGSP)
Glycosylated Haemoglobin (HbA1c)	33.00	mmol/mol/IFCC		
Estimated Average Glucose (eAG)	102	mg/dl		

#### Interpretation:

##### NOTE:-

- eAG is directly related to A1c.
- An A1c of 7% -the goal for most people with diabetes-is the equivalent of an eAG of 154 mg/dl.
- eAG may help facilitate a better understanding of actual daily control helping you and your health care provider to make necessary changes to your diet and physical activity to improve overall diabetes management.

The following ranges may be used for interpretation of results. However, factors such as duration of diabetes, adherence to therapy and the age of the patient should also be considered in assessing the degree of blood glucose control.

Haemoglobin A1C (% )NGSP	mmol/mol / IFCC Unit	eAG (mg/dl)	Degree of Glucose Control Unit
> 8	>63.9	>183	Action Suggested*
7-8	53.0 -63.9	154-183	Fair Control
< 7	<63.9	<154	Goal**
6-7	42.1 -63.9	126-154	Near-normal glycemia
< 6%	<42.1	<126	Non-diabetic level

# CHANDAN DIAGNOSTIC CENTRE

Add: 49/19-B, Kamla Nehru Road, Katra, Prayagraj

Ph: 9235447965,0532-2548257

CIN : U85110DL2003PLC308206

Patient Name	: Mr. AJAY KUMAR SINGH	Registered On	: 23/Sep/2023 08:31:56
Age/Gender	: 34 Y 0 M 23 D /M	Collected	: 23/Sep/2023 08:54:28
UHID/MR NO	: ALDP.0000126510	Received	: 23/Sep/2023 10:08:40
Visit ID	: ALDP0192762324	Reported	: 23/Sep/2023 11:41:32
Ref Doctor	: Dr.Mediwheel - Arcofemi Health Care Ltd.	Status	: Final Report

## DEPARTMENT OF BIOCHEMISTRY

### MEDIWHEEL BANK OF BARODA MALE & FEMALE BELOW 40 YRS

Test Name	Result	Unit	Bio. Ref. Interval	Method
-----------	--------	------	--------------------	--------

\*High risk of developing long term complications such as Retinopathy, Nephropathy, Neuropathy, Cardiopathy, etc.

\*\*Some danger of hypoglycemic reaction in Type I diabetics. Some glucose intolerant individuals and "subclinical" diabetics may demonstrate HbA1C levels in this area.

N.B. : Test carried out on Automated VARIANT II TURBO HPLC Analyser.

#### Clinical Implications:

\*Values are frequently increased in persons with poorly controlled or newly diagnosed diabetes.

\*With optimal control, the HbA 1c moves toward normal levels.

\*A diabetic patient who recently comes under good control may still show higher concentrations of glycosylated hemoglobin. This level declines gradually over several months as nearly normal glycosylated \*Increases in glycosylated hemoglobin occur in the following non-diabetic conditions: a. Iron-deficiency anemia b. Splenectomy c. Alcohol toxicity d. Lead toxicity

\*Decreases in A 1c occur in the following non-diabetic conditions: a. Hemolytic anemia b. chronic blood loss

\*Pregnancy d. chronic renal failure. Interfering Factors:

\*Presence of Hb F and H causes falsely elevated values. 2. Presence of Hb S, C, E, D, G, and Lepore (autosomal recessive mutation resulting in a hemoglobinopathy) causes falsely decreased values.

BUN (Blood Urea Nitrogen) * Sample: Serum	8.78	mg/dL	7.0-23.0	CALCULATED
Creatinine * Sample: Serum	1.00	mg/dl	0.5-1.30 Spot Urine-Male- 20-275 Female-20-320	MODIFIED JAFFES
Uric Acid * Sample: Serum	6.81	mg/dl	3.4-7.0	URICASE
LFT (WITH GAMMA GT) * , Serum				
SGOT / Aspartate Aminotransferase (AST)	32.00	U/L	< 35	IFCC WITHOUT P5P
SGPT / Alanine Aminotransferase (ALT)	81.30	U/L	< 40	IFCC WITHOUT P5P
Gamma GT (GGT)	25.40	IU/L	11-50	OPTIMIZED SZAZING
Protein	7.20	gm/dl	6.2-8.0	BIURET
Albumin	4.30	gm/dl	3.4-5.4	B.C.G.
Globulin	2.90	gm/dl	1.8-3.6	CALCULATED
A:G Ratio	1.48		1.1-2.0	CALCULATED
Alkaline Phosphatase (Total)	87.90	U/L	42.0-165.0	IFCC METHOD
Bilirubin (Total)	1.30	mg/dl	0.3-1.2	JENDRASSIK & GROF
Bilirubin (Direct)	0.60	mg/dl	< 0.30	JENDRASSIK & GROF



# CHANDAN DIAGNOSTIC CENTRE

Add: 49/19-B, Kamla Nehru Road, Katra, Prayagraj

Ph: 9235447965,0532-2548257

CIN : U85110DL2003PLC308206

Patient Name	: Mr. AJAY KUMAR SINGH	Registered On	: 23/Sep/2023 08:31:56
Age/Gender	: 34 Y 0 M 23 D /M	Collected	: 23/Sep/2023 08:54:28
UHID/MR NO	: ALDP.0000126510	Received	: 23/Sep/2023 10:08:40
Visit ID	: ALDP0192762324	Reported	: 23/Sep/2023 11:41:32
Ref Doctor	: Dr.Mediwheel - Arcofemi Health Care Ltd.	Status	: Final Report

## DEPARTMENT OF BIOCHEMISTRY

### MEDIWHEEL BANK OF BARODA MALE & FEMALE BELOW 40 YRS

Test Name	Result	Unit	Bio. Ref. Interval	Method
Bilirubin (Indirect)	0.70	mg/dl	< 0.8	JENDRASSIK & GROF
<b>LIPID PROFILE ( MINI ) * , Serum</b>				
Cholesterol (Total)	154.00	mg/dl	<200 Desirable 200-239 Borderline High > 240 High	CHOD-PAP
HDL Cholesterol (Good Cholesterol)	43.70	mg/dl	30-70	DIRECT ENZYMATIC
LDL Cholesterol (Bad Cholesterol)	52	mg/dl	< 100 Optimal 100-129 Nr. Optimal/Above Optimal 130-159 Borderline High 160-189 High > 190 Very High	CALCULATED
VLDL	58.80	mg/dl	10-33	CALCULATED
Triglycerides	294.00	mg/dl	< 150 Normal 150-199 Borderline High 200-499 High >500 Very High	GPO-PAP



Dr. Akanksha Singh (MD Pathology)

# CHANDAN DIAGNOSTIC CENTRE

Add: 49/19-B, Kamla Nehru Road, Katra, Prayagraj

Ph: 9235447965,0532-2548257

CIN : U85110DL2003PLC308206

Patient Name	: Mr. AJAY KUMAR SINGH	Registered On	: 23/Sep/2023 08:31:52
Age/Gender	: 34 Y 0 M 23 D /M	Collected	: 23/Sep/2023 08:56:23
UHID/MR NO	: ALDP.0000126510	Received	: 23/Sep/2023 10:08:40
Visit ID	: ALDP0192762324	Reported	: 23/Sep/2023 14:15:21
Ref Doctor	: Dr.Mediwheel - Arcofemi Health Care Ltd.	Status	: Final Report

## DEPARTMENT OF CLINICAL PATHOLOGY

### MEDIWHEEL BANK OF BARODA MALE & FEMALE BELOW 40 YRS

Test Name	Result	Unit	Bio. Ref. Interval	Method
-----------	--------	------	--------------------	--------

#### URINE EXAMINATION, ROUTINE\* , Urine

Color	PALE YELLOW			
Specific Gravity	1.015			
Reaction PH	Acidic ( 5.0 )			DIPSTICK
Protein	ABSENT	mg %	< 10 Absent 10-40 (+) 40-200 (++) 200-500 (+++) > 500 (++++)	DIPSTICK
Sugar	ABSENT	gms%	< 0.5 (+) 0.5-1.0 (++) 1-2 (+++) > 2 (++++)	DIPSTICK
Ketone	ABSENT	mg/dl	0.1-3.0	BIOCHEMISTRY
Bile Salts	ABSENT			
Bile Pigments	ABSENT			
Urobilinogen(1:20 dilution)	ABSENT			
Microscopic Examination:				
Epithelial cells	1-2/h.p.f			MICROSCOPIC EXAMINATION
Pus cells	1-2/h.p.f			
RBCs	ABSENT			MICROSCOPIC EXAMINATION
Cast	ABSENT			
Crystals	ABSENT			MICROSCOPIC EXAMINATION
Others	ABSENT			

Urine Microscopy is done on centrifuged urine sediment.

#### SUGAR, FASTING STAGE\* , Urine

Sugar, Fasting stage	ABSENT	gms%
----------------------	--------	------

#### Interpretation:

(+)	< 0.5
(++)	0.5-1.0
(+++)	1-2

# CHANDAN DIAGNOSTIC CENTRE

Add: 49/19-B, Kamla Nehru Road, Katra, Prayagraj

Ph: 9235447965,0532-2548257

CIN : U85110DL2003PLC308206

Patient Name	: Mr. AJAY KUMAR SINGH	Registered On	: 23/Sep/2023 08:31:52
Age/Gender	: 34 Y 0 M 23 D /M	Collected	: 23/Sep/2023 08:56:23
UHID/MR NO	: ALDP.0000126510	Received	: 23/Sep/2023 10:08:40
Visit ID	: ALDP0192762324	Reported	: 23/Sep/2023 14:15:21
Ref Doctor	: Dr.Mediwheel - Arcofemi Health Care Ltd.	Status	: Final Report

## DEPARTMENT OF CLINICAL PATHOLOGY

### MEDIWHEEL BANK OF BARODA MALE & FEMALE BELOW 40 YRS

Test Name	Result	Unit	Bio. Ref. Interval	Method
-----------	--------	------	--------------------	--------

(+++++) > 2



Dr.Akanksha Singh (MD Pathology)

# CHANDAN DIAGNOSTIC CENTRE

Add: 49/19-B, Kamla Nehru Road, Katra, Prayagraj

Ph: 9235447965,0532-2548257

CIN : U85110DL2003PLC308206

Patient Name	: Mr. AJAY KUMAR SINGH	Registered On	: 23/Sep/2023 08:31:56
Age/Gender	: 34 Y 0 M 23 D /M	Collected	: 23/Sep/2023 08:54:28
UHID/MR NO	: ALDP.0000126510	Received	: 23/Sep/2023 10:08:40
Visit ID	: ALDP0192762324	Reported	: 23/Sep/2023 13:37:34
Ref Doctor	: Dr.Mediwheel - Arcofemi Health Care Ltd.	Status	: Final Report

## DEPARTMENT OF IMMUNOLOGY

### MEDIWHEEL BANK OF BARODA MALE & FEMALE BELOW 40 YRS

Test Name	Result	Unit	Bio. Ref. Interval	Method
-----------	--------	------	--------------------	--------

#### THYROID PROFILE - TOTAL \* , Serum

T3, Total (tri-iodothyronine)	142.00	ng/dl	84.61–201.7	CLIA
T4, Total (Thyroxine)	5.70	ug/dl	3.2-12.6	CLIA
TSH (Thyroid Stimulating Hormone)	28.500	μIU/mL	0.27 - 5.5	CLIA

#### Interpretation:

0.3-4.5	μIU/mL	First Trimester
0.5-4.6	μIU/mL	Second Trimester
0.8-5.2	μIU/mL	Third Trimester
0.5-8.9	μIU/mL	Adults 55-87 Years
0.7-27	μIU/mL	Premature 28-36 Week
2.3-13.2	μIU/mL	Cord Blood > 37Week
0.7-64	μIU/mL	Child(21 wk - 20 Yrs.)
1-39	μIU/mL	Child 0-4 Days
1.7-9.1	μIU/mL	Child 2-20 Week

1) Patients having low T3 and T4 levels but high TSH levels suffer from primary hypothyroidism, cretinism, juvenile myxedema or autoimmune disorders.

2) Patients having high T3 and T4 levels but low TSH levels suffer from Grave's disease, toxic adenoma or sub-acute thyroiditis.

3) Patients having either low or normal T3 and T4 levels but low TSH values suffer from iodine deficiency or secondary hypothyroidism.

4) Patients having high T3 and T4 levels but normal TSH levels may suffer from toxic multinodular goiter. This condition is mostly a symptomatic and may cause transient hyperthyroidism but no persistent symptoms.

5) Patients with high or normal T3 and T4 levels and low or normal TSH levels suffer either from T3 toxicosis or T4 toxicosis respectively.

6) In patients with non thyroidal illness abnormal test results are not necessarily indicative of thyroidism but may be due to adaptation to the catabolic state and may revert to normal when the patient recovers.

7) There are many drugs for eg. Glucocorticoids, Dopamine, Lithium, Iodides, Oral radiographic dyes, etc. which may affect the thyroid function tests.

8) Generally when total T3 and total T4 results are indecisive then Free T3 and Free T4 tests are recommended for further confirmation along with TSH levels.



Dr. Akanksha Singh (MD Pathology)

# CHANDAN DIAGNOSTIC CENTRE

Add: 49/19-B, Kamla Nehru Road, Katra, Prayagraj

Ph: 9235447965,0532-2548257

CIN : U85110DL2003PLC308206

Patient Name	: Mr. AJAY KUMAR SINGH	Registered On	: 23/Sep/2023 08:31:58
Age/Gender	: 34 Y 0 M 23 D /M	Collected	: N/A
UHID/MR NO	: ALDP.0000126510	Received	: N/A
Visit ID	: ALDP0192762324	Reported	: 23/Sep/2023 14:04:20
Ref Doctor	: Dr.Mediwheel - Arcofemi Health Care Ltd.	Status	: Final Report

## DEPARTMENT OF X-RAY

MEDIWHEEL BANK OF BARODA MALE & FEMALE BELOW 40 YRS

X-RAY DIGITAL CHEST PA \*

### X-RAY REPORT

(300 mA COMPUTERISED UNIT SPOT FILM DEVICE)

### CHEST P-A VIEW

- Both lung field did not reveal any significant lesion.
- Costo-phrenic angles are bilaterally clear.
- Trachea is central in position.
- Cardiac size & contours are normal.
- Hilar shadows are normal.
- Soft tissue shadow appears normal.
- Bony cage is normal.

Please correlate clinically.



DR K N SINGH (MBBS,DMRE)

# CHANDAN DIAGNOSTIC CENTRE

Add: 49/19-B, Kamla Nehru Road, Katra, Prayagraj

Ph: 9235447965,0532-2548257

CIN : U85110DL2003PLC308206

Patient Name	: Mr. AJAY KUMAR SINGH	Registered On	: 23/Sep/2023 08:31:58
Age/Gender	: 34 Y 0 M 23 D /M	Collected	: N/A
UHID/MR NO	: ALDP.0000126510	Received	: N/A
Visit ID	: ALDP0192762324	Reported	: 23/Sep/2023 10:45:38
Ref Doctor	: Dr.Mediwheel - Arcofemi Health Care Ltd.	Status	: Final Report

## DEPARTMENT OF ULTRASOUND

### MEDIWHEEL BANK OF BARODA MALE & FEMALE BELOW 40 YRS

#### ULTRASOUND WHOLE ABDOMEN (UPPER & LOWER) \*

**LIVER:** - Enlarged in size (15.7 cm), with normal shape and shows diffuse increase in the liver parenchymal echogenicity suggestive of grade I fatty changes. No focal lesion is seen. No intra hepatic biliary radicle dilation seen.

**GALL BLADDER** :- Well distended, walls are normal. No e/o calculus / focal mass lesion/ pericholecystic fluid.

**CBD** :- Normal in calibre at porta.

**PORTAL VEIN:** - Normal in calibre and colour uptake at porta.

**PANCREAS:** - Head is visualised, normal in size & echopattern. No e/o ductal dilatation or calcification. Rest of pancreas is obscured by bowel gas.

**SPLEEN:** - Enlarged in size (12.6 cm), with normal shape and echogenicity.

**RIGHT KIDNEY:** - Normal in size (8.6 cm), shape and echogenicity. No focal lesion or calculus seen. Pelvicalyceal system is not dilated.

**LEFT KIDNEY:** - Normal in size (9.0 cm), shape and echogenicity. No focal lesion or calculus seen. Pelvicalyceal system is not dilated.

**URINARY BLADDER** :- Normal in shape, outline and distension. No e/o wall thickening / calculus.

**PROSTATE** :- Normal in size (3.0 x 3.6 x 2.7 cm vol - 15 cc), shape and echo pattern.

Visualized bowel loops are normal in caliber. No para-aortic lymphadenopathy

No free fluid is seen in the abdomen/pelvis.

#### IMPRESSION :


- Mild hepatomegaly with grade I fatty liver.
- Mild splenomegaly.

Please correlate clinically



\*\*\* End Of Report \*\*\*

Re  
ST  
EXAMINATION, GLUCOSE PP, SUGAR, PP STAGE

  
DR K N SINGH (MBBS,DMRE)

This report is not for medico legal purpose. If clinical correlation is not established, kindly repeat the test at no additional cost within seven days.

Facilities: Pathology, Bedside Sample Collection, Health Check-ups, Digital X-Ray, ECG (Bedside also), Allergy Testing, Test And Health Check-ups, Ultrasonography, Sonomammography, Bone Mineral Density (BMD), Doppler Studies, 2D Echo, CT Scan, MRI, Blood Bank, TMT, EEG, PFT, OPG, Endoscopy, Digital Mammography, Electromyography (EMG), Nerve Conduction Velocity (NCV), Audiometry, Brainstem Evoked Response Audiometry (BERA), Colonoscopy, Ambulance Services, Online Booking Facilities for Diagnostics, Online Report Viewing \*  
365 Days Open \*Facilities Available at Select Location