



Bank of Baroda


 बैंक ऑफ़ बड़ौदा
Bank of Baroda

नाम ए वी रामाना मुर्थी
Name A.V.RAMANA MURTHY

EC No. 164134


आधिकारित प्राधिकारी
Issuing Authority




धारक के हस्ताक्षर
Signature of Holder

LABORATORY INVESTIGATION REPORT

Patient Name : Mr. A V RAMANA MURTHY	Age/Sex : 57 Year(s)/Male
UHID : KHKK.270996	Order Date : 27/05/2023 09:15
Episode : OP	
Ref. Doctor : SELF	Mobile No : 8106823093
	DOB : 01/01/1966
Address : HYDERABAD , ,Hyderabad,Telangana ,0	Facility : Kamineni Health Services Private Limited

Biochemistry

Test	Result	Unit	Reference Range
Sample No : 08H0006199C	Collection Date : 27/05/23 09:19	Ack Date : 27/05/2023 14:16	Report Date : 27/05/23 14:17


Glucose -Fasting + Post Prandial

Sample-	Plasma	Result	Unit	Reference Range
Glucose - Fasting		99	mg/dl	Normal - less than 100 mg/dL Impaired Glucose Tolerance 101 to 125mg/dL (Advised OGTT for further Confirmation) Diabetes Mellitus 126 mg/dL
<i>GOD-POD</i> Glucose - Post Prandial		112	mg/dl	Normal-less than 140mg/dL Impaired Glucose&It;br>Tolerance 141 to 199 mg/dL&It;br>(Advised OGTT for further Confirmation)?br>Diabetes Mellitus >200 mg/dl

GOD-POD

Report Saved By - DURGA (27/05/2023 14:17 PM)

End of Report



Dr.Asha Jyothi tejavath

MD Pathologist

LABORATORY INVESTIGATION REPORT

Patient Name : Mr. A V RAMANA MURTHY

Age/Sex : 57 Year(s)/Male

UHID : KHKK.270996

Order Date : 27/05/2023 09:15

Episode : OP

Ref. Doctor : SELF

Mobile No : 8106823093

DOB : 01/01/1966

Address : HYDERABAD , ,Hyderabad,Telangana ,0

Facility : Kamineni Health Services Private Limited

Biochemistry

Test	Result	Unit	Reference Range
Sample No : 08H00061998	Collection Date : 27/05/23 09:19	Ack Date : 27/05/2023 10:19	Report Date : 27/05/23 14:16


HbA1c - Glycosylated Hemoglobin

Sample- EDTA WB

HbA1c - Glycosylated Hemoglobin	6.1	%	Non Diabetic-Less than 6.5 % Diabetic Good control-Less than 7.5 % Fair control-Less than 8.0% Poor control-Greater than 8.0%
Estimated Average Glucose	128	mg/dl	

Report Saved By - DURGA (27/05/2023 14:17 PM)

End of Report



Dr.Asha Jyothi tejavath

MD Pathologist

LABORATORY INVESTIGATION REPORT

Patient Name : Mr. A V RAMANA MURTHY
UHID : KHKK.270996
Episode : OP
Ref. Doctor : SELF
Address : HYDERABAD , ,Hyderabad,Telangana ,0

Age/Sex : 57 Year(s)/Male
Order Date : 27/05/2023 09:15
Mobile No : 8106823093
DOB : 01/01/1966
Facility : Kamineni Health Services Private Limited

Biochemistry

Test	Result	Unit	Reference Range
Sample No : 08H0006199D	Collection Date : 27/05/23 09:19	Ack Date : 27/05/2023 10:19	Report Date : 27/05/23 14:16

Renal Function Test (RFT)

Sample-	Serum		
Urea	31	mg/dl	15 - 45
<i>UREASE-GLDH</i>			
Creatinine	1.1	mg/dl	0.6 - 1.5
<i>Modified Jaffe's Method</i>			
Sodium	141	mmol/L	136 - 145
<i>Direct Ion Selective Electrode</i>			
Potassium	4.1	mmol/L	3.5 - 5
<i>Direct Ion Selective Electrode</i>			
Chloride	105	mmol/L	98-107 mmol/L
<i>Direct Ion Selective Electrode</i>			

Report Saved By - DURGA (27/05/2023 14:17 PM)

End of Report



Dr.Asha Jyothi tejavath
MD Pathologist

LABORATORY INVESTIGATION REPORT

Patient Name : Mr. A V RAMANA MURTHY
UHID : KHKK.270996
Episode : OP
Ref. Doctor : SELF
Address : HYDERABAD , ,Hyderabad,Telangana ,0

Age/Sex : 57 Year(s)/Male
Order Date : 27/05/2023 09:15
Mobile No : 8106823093
DOB : 01/01/1966
Facility : Kamineni Health Services Private Limited

Biochemistry

Test	Result	Unit	Reference Range
Sample No : 08H0006199D	Collection Date : 27/05/23 09:19	Ack Date : 27/05/2023 10:19	Report Date : 27/05/23 14:16

Total Prostatic Specific Antigen (Total PSA)

Sample- Serum

Total Prostatic Specific Antigen (Total PSA)	0.37	ng/ml	Age <40: upto 1.3 ng/mL Age: 41-50 upto 2.0 ng/mL Age: 51-60 upto 3.0 ng/mL Age: 61-70 upto 4.0 ng/mL Age >70: upto 4.5 ng/mL
--	------	-------	--

Chemiluminescence Immunoassay

Report Saved By - DURGA (27/05/2023 14:17 PM)

End of Report



Dr.Asha Jyothi tejavath

MD Pathologist

LABORATORY INVESTIGATION REPORT

Patient Name : Mr. A V RAMANA MURTHY

Age/Sex : 57 Year(s)/Male

UHID : KHKK.270996

Order Date : 27/05/2023 09:15

Episode : OP

Ref. Doctor : SELF

Mobile No : 8106823093

DOB : 01/01/1966

Address : HYDERABAD , ,Hyderabad,Telangana ,0

Facility : Kamineni Health Services Private Limited

Biochemistry

Test	Result	Unit	Reference Range
Sample No : 08H0006199D	Collection Date : 27/05/23 09:19	Ack Date : 27/05/2023 10:19	Report Date : 27/05/23 14:16

Uric Acid

Sample- Serum

Uric Acid 4.8 mg/dl 3.4-7.0
Uricase POD

Report Saved By - DURGA (27/05/2023 14:17 PM)

End of Report



Dr.Asha Jyothi tejavath

MD Pathologist

LABORATORY INVESTIGATION REPORT

Patient Name : Mr. A V RAMANA MURTHY	Age/Sex : 57 Year(s)/Male
UHID : KHKK.270996	Order Date : 27/05/2023 09:15
Episode : OP	
Ref. Doctor : SELF	Mobile No : 8106823093
	DOB : 01/01/1966
Address : HYDERABAD , ,Hyderabad,Telangana ,0	Facility : Kamineni Health Services Private Limited

Biochemistry


Test	Result	Unit	Reference Range
Sample No : 08H0006199D	Collection Date : 27/05/23 09:19	Ack Date : 27/05/2023 10:19	Report Date : 27/05/23 14:16

Liver Function Test (LFT)

Sample-	Serum		
Total Bilirubin	0.6	mg/dl	Adults: Up to 1.2 Premature: <24 Hours : <6.0 <48 hours : <12.0 3- 5 Days : <15.0 7 Days : <15.0 Full Term <24 Hours : <6.0 <48 Hours : <10.0 7 Days : <10.0
<i>Modified Jendrassik & Grof's Method</i>			
Direct Bilirubin(Conjugated)	0.2	mg/dl	0 - 0.2
<i>Modified Jendrassik & Grof's Method</i>			
Indirect Bilirubin (Unconjugated)	0.4	mg/dl	0 - 1.2
<i>Calculated</i>			
Aspartate Transaminase AST (SGOT)	18	IU/L	5 - 40
<i>MOD. IFCC-UV-KINETIC</i>			
ALT - Alanine Transaminase (ALT / SGPT)	19	IU/L	5 - 40
<i>MOD. IFCC-UV-KINETIC</i>			
Alkaline Phosphatase (ALP)	80	IU/L	<15 Years: <644 15-17 Years: <484 Adults: <54-369
<i>PNPP-DEA METHOD</i>			
Total Protein	6.5	g/dl	6.4 - 8.3
<i>Biuret</i>			
Albumin	3.8	g/dl	3.4 - 4.8
<i>BCG</i>			
Globulin	2.7	g/dl	2.5 - 3.5
<i>Calculated</i>			
A:G Ratio	1.4	-	1.2 - 1.5
<i>Calculated</i>			

Report Saved By - DURGA (27/05/2023 14:17 PM)

End of Report



LABORATORY INVESTIGATION REPORT

Patient Name : Mr. A V RAMANA MURTHY

Age/Sex : 57 Year(s)/Male

UHID : KHKK.270996

Order Date : 27/05/2023 09:15

Episode : OP

Ref. Doctor : SELF

Mobile No : 8106823093

DOB : 01/01/1966

Address : HYDERABAD , ,Hyderabad,Telangana ,0

Facility : Kamineni Health Services Private Limited

Hematology

Test	Result	Unit	Reference Range
------	--------	------	-----------------

Sample No : 08H0006199A	Collection Date : 27/05/23 09:19	Ack Date : 27/05/2023 10:06	Report Date : 27/05/23 12:07
-------------------------	----------------------------------	-----------------------------	------------------------------

Blood Grouping and Rh Typing

Sample- EDTA

Blood Grouping

'O'

Rh Typing

POSITIVE

Report Saved By - DR S.RAVIKIRAN (27/05/2023 12:07 PM)

End of Report



Dr.Asha Jyothi tejavath

MD Pathologist

LABORATORY INVESTIGATION REPORT

Patient Name : Mr. A V RAMANA MURTHY

Age/Sex : 57 Year(s)/Male

UHID : KHKK.270996

Order Date : 27/05/2023 09:15

Episode : OP

Ref. Doctor : SELF

Mobile No : 8106823093

DOB : 01/01/1966

Address : HYDERABAD , ,Hyderabad,Telangana ,0

Facility : Kamineni Health Services Private Limited

Biochemistry

Test	Result	Unit	Reference Range
Sample No : 08H0006199D	Collection Date : 27/05/23 09:19	Ack Date : 27/05/2023 10:19	Report Date : 27/05/23 14:16

Lipid Profile

Sample-	Serum		
Cholesterol , Serum	165	mg/dl	60 - 200
<i>CHOD-POD</i>			
HDL Cholesterol , Serum	34 ▼	mg/dl	40 - 60
<i>Direct Enzymatic</i>			
LDL Cholesterol , Serum	104 ▲	mg/dl	20 - 100
<i>Calculation</i>			
VLDL Cholesterol , Serum	27	mg/dl	5 - 30
<i>Calculation</i>			
Triglycerides , Serum	137	mg/dl	60 - 150
<i>GPO POD method with ESPAS</i>			
Chol/HDL Ratio , Serum	4.9	-	
<i>Calculated</i>			

Report Saved By - DURGA (27/05/2023 14:17 PM)

End of Report

Dr.Asha Jyothi tejavath

MD Pathologist

LABORATORY INVESTIGATION REPORT

Patient Name : Mr. A V RAMANA MURTHY

Age/Sex : 57 Year(s)/Male

UHID : KHKK.270996

Order Date : 27/05/2023 09:15

Episode : OP

Ref. Doctor : SELF

Mobile No : 8106823093

DOB : 01/01/1966

Address : HYDERABAD , ,Hyderabad,Telangana ,0

Facility : Kamineni Health Services Private Limited

Biochemistry

Test	Result	Unit	Reference Range
Sample No : 08H0006199D	Collection Date : 27/05/23 09:19	Ack Date : 27/05/2023 10:19	Report Date : 27/05/23 14:16


Thyroid Function Test (TFT)

Sample-	Serum		
Total T3 - Tri Iodothyronine CLIA	1.02	ng/ml	0.87 - 1.78
Total T4 - Total Thyroxine CLIA	8.58	µg/dL	6.09-12.23 Ug/dl
TSH - Thyroid Stimulating Hormone	2.36	µIU/mL	Adults-0.34 - 5.60 mIU/mL New born (0- 3days)-0.30 - 3.18 mIU/mL children (4-30 days)-0.432 - 16.10 mIU/mL Children (7-11 Years)-0.66 - 4.14 mIU/mL Adolescents (12 - 19 Years)-0.53 - 3.59 mIU/mL

CLIA

Report Saved By - DURGA (27/05/2023 14:17 PM)

End of Report



Dr.Asha Jyothi tejavath

MD Pathologist

LABORATORY INVESTIGATION REPORT

Patient Name : Mr. A V RAMANA MURTHY

Age/Sex : 57 Year(s)/Male

UHID : KHKK.270996

Order Date : 27/05/2023 09:15

Episode : OP

Ref. Doctor : SELF

Mobile No : 8106823093

DOB : 01/01/1966

Address : HYDERABAD , ,Hyderabad,Telangana ,0

Facility : Kamineni Health Services Private Limited

Hematology

Test	Result	Unit	Reference Range
Sample No : 08H0006199A	Collection Date : 27/05/23 09:19	Ack Date : 27/05/2023 10:06	Report Date : 27/05/23 11:07

CBP (Complete Blood Picture)

Sample- EDTA

Hemoglobin	13.7 ▼	gm/dL	14.0-18.0
<i>Colorimetric</i>			
Packed Cell Volume (PCV)	40.6	Vol%	37 - 54
<i>Electrical Impedence</i>			
RBC Count	4.67	Million/cu mm	3.5 - 5.5
<i>Electrical Impedence</i>			
RDW	13.4	%	12-17
<i>Calculation</i>			
WBC Count	6110	cells/cum m	4000 - 11000
<i>Electrical Impedence</i>			
Neutrophils	63	%	40-80
Lymphocytes	30	%	20-40
Monocytes	06	%	2-10
Eosinophils	01	%	1-6
Basophils	00	%	0-2
Platelet Count	315000	x10 ³ /cu mm	150000 - 450000

RBC MORPHOLOGY

Normocytic Normchromic

WBC MORPHOLOGY

Within Normal Limits

PLATELETS MORPHOLOGY

Adequate

Report Saved By - DR S.RAVIKIRAN (27/05/2023 12:07 PM)

End of Report

Dr.Asha Jyothi tejavath

MD Pathologist

LABORATORY INVESTIGATION REPORT

Patient Name : Mr. A V RAMANA MURTHY

Age/Sex : 57 Year(s)/Male

UHID : KHKK.270996

Order Date : 27/05/2023 09:15

Episode : OP

Ref. Doctor : SELF

Mobile No : 8106823093

DOB : 01/01/1966

Address : HYDERABAD , ,Hyderabad,Telangana ,0

Facility : Kamineni Health Services Private Limited

Hematology

Test	Result	Unit	Reference Range
Sample No : 08H0006199A	Collection Date : 27/05/23 09:19	Ack Date : 27/05/2023 10:06	Report Date : 27/05/23 11:48

Erythrocyte Sedimentation Rate (ESR)

Sample- sodium citrated

Erythrocyte Sedimentation Rate (ESR)

30 ▲

mm/hr

0-10

Report Saved By - DR S.RAVIKIRAN (27/05/2023 12:07 PM)

End of Report



Dr.Asha Jyothi tejavath

MD Pathologist

LABORATORY INVESTIGATION REPORT

Patient Name : Mr. A V RAMANA MURTHY

Age/Sex : 57 Year(s)/Male

UHID : KHKK.270996

Order Date : 27/05/2023 09:15

Episode : OP

Ref. Doctor : SELF

Mobile No : 8106823093

DOB : 01/01/1966

Address : HYDERABAD , ,Hyderabad,Telangana ,0

Facility : Kamineni Health Services Private Limited

Clinical Pathology

Test	Result	Unit	Reference Range
Sample No : 08HD006199E	Collection Date : 27/05/23 09:19	Ack Date : 27/05/2023 10:19	Report Date : 27/05/23 11:47

Complete Urine Examination (CUE)

Sample- Urine

Physical Examination

Colour Pale Yellow

Visual

Appearance Clear

Visual

Specific Gravity 1.015 - 1.001-1.035

pH 7.0

Reagent Strip

Chemical Examination

Protein NEGATIVE

Urine Sugar NIL Nil

Urine For Ketones NEGATIVE

Bilirubin NEGATIVE mg/dl 0.1-1.0

Modified Jendrassik & Grof's Method

Urobilinogen 0.2 mg/dl 0.2 - 1

Leucocytes NEGATIVE 0-5

Nitrite NEGATIVE

Bile Salts Absent

Bile Pigments Negative

Blood TRACE

Microscopic Examination

Pus Cells 3-4 /HPF 0-5

Light Microscopy

RBC 1-2 /HPF


Epithelial Cells 2-3 /HPF 0-5

Casts Nil/HPF

Crystal Nil/HPF

Report Saved By - DR S.RAVIKIRAN (27/05/2023 11:47 AM)

End of Report


Dr. SUKESH KUMAR B.Y
MD

DIAGNOSTICS REPORT

Patient Name	: Mr. A V RAMANA MURTHY	Order Date	: 27/05/2023 09:15
Age/Sex	: 57 Year(s)/Male	Report Date	:
UHID	: KHKK.270996	IP No	:
Ref. Doctor	: SELF	Facility	: Kamineni Health Services Private Limited
		Mobile	: 8106823093
Address	: HYDERABAD, ,Hyderabad, Telangana, 0		

ECHO CARDIOGRAPHY (2D ECHO)

MITRAL VALVE	NORMAL
AORTIC VALVE	NORMAL
TRICUSPID VALVE	NORMAL
PULMONARY VALVE	NORMAL
LEFT ATRIUM	3.7 CMS
LEFT VENTRICLE	EDD: 4.4CMS, ESD:2.9CMS, EF:62 % , PW:0.9 CMS
RIGHT ATRIUM	NORMAL
RIGHT VENTRICLE	NORMAL
IVS	0.9 CMS,INTACT
IAS	INTACT
AORTA	2.4 CMS
PULMONARY ARTERY	NORMAL
PERICARDIUM	NO EFFUSION
DOPPLER/COLOR STUDY	NO MR. NO AR. NO TR,Jet vel: m/sec PPG: mmHG, Est RVSP: mmHG MVF: E:0.7m/sec , A:1.0 m/sec ABF:1.1 m/sec, PBF:0.8 m/sec
OTHER FINDINGS	-
CONCLUSION	NORMAL SIZED CARDIAC CHAMBERS NO LV RWMA GOOD LV/RV SYSTOLIC FUNCTION GRADE I LV DIASTOLIC DYSFUNCTION NO MR/AR/TR NO PERICARDIAL EFFUSION/CLOT.

To correlate with clinical picture and other relevant investigations

- END OF THE REPORT

Dr.Naveen Kumar Cheruku

Dr.Ashwin Tumkur

Dr.Mirza Mohammed Baig

Cardiologist

Cardiologist

Cardiologist

DIAGNOSTICS REPORT

Patient Name	: Mr. A V RAMANA MURTHY	Order Date	: 27/05/2023 09:15
Age/Sex	: 57 Year(s)/Male	Report Date	: 27/05/2023 11:21
UHID	: KHKK.270996	IP No	:
Ref. Doctor	: SELF	Facility	: Kamineni Health Services Private Limited
		Mobile	: 8106823093
Address	: HYDERABAD, ,Hyderabad, Telangana, 0		

Ultrasound Abdomen With Pelvis

FINDINGS:

LIVER is normal in size (14.5cm) and echotexture. No focal parenchymal lesion noted. Intrahepatic biliary tree and venous radicles are normal. The portal vein and CBD appear normal in course and calibre.

GALL BLADDER is minimally distended with a normal wall thickness and there are no calculi noted within.

PANCREAS is normal in size and echotexture. No evidence of focal lesion or calcification or duct dilatation seen.

SPLEEN is normal in size(9.6cm) and echotexture.

Both kidneys are normal in size, position and echogenecity. Cortical thickness and corticomedullary differentiation are normal.No hydronephrosis noted. E/o Two calculi noted at lower pole of left kidney and largest measuring 5mm .

Right kidney measures 9.5x4.5cms, Left kidney measures 10.0x4.5cms.

URINARY BLADDER is normal in contour, capacity and wall thickness. No vesical calculi noted.

PROSTATE measures 18cc. It is normal in size and homogenous in echotexture.

There is no evidence of obvious retroperitoneal adenopathy / ascites.

IMPRESSION

* Nonobstructing left renal calculi.

- Correlate clinically.



Dr.Safiya Saba ,

DIAGNOSTICS REPORT

Patient Name	: Mr. A V RAMANA MURTHY	Order Date	: 27/05/2023 09:15
Age/Sex	: 57 Year(s)/Male	Report Date	: 27/05/2023 11:37
UHID	: KHKK.270996	IP No	:
Ref. Doctor	: SELF	Facility	: Kamineni Health Services Private Limited
		Mobile	: 8106823093
Address	: HYDERABAD, ,Hyderabad, Telangana, 0		


X Ray Chest PA View

FINDINGS:

- * Soft tissues / bony cage are normal.
- * Heart size / shape are normal.
- * Aorta and pulmonary vascularity are normal.
- * Lung parenchyma and C P angles are clear.
- * Tracheal / mediastinum regions are within normal limits.
- * Bilateral Hilae / diaphragmatic contours are within normal limits.

IMPRESSION:

- * No radiographic abnormality
- Correlate clinically.



Dr. Shashidhar Sangineni, MD

Consultant Radiologist

RegNo: 55400