

# REVIVAL DIAGNOSTICS



## HEALTH CHECK-UP SUMMARY

Name: Jha Radhika

Date: 22/01/2022

Email ID:

Sex: Male Age: 52 Years Contact No: 9628958255

Remarks:

Under-weight -

Normal -

Over-weight ✓

i> BMI

Height (in Cm): 175	Weight (in Kg): 79	BMI: 25.8
Hip (in Cm): 102	Waist (in Cm): 97	Hip to Waist Ratio: 1.05

ii> Blood Pressure & Pulse

114/72 mm/hg  
70/min. Regular

If high or low, whether the person is on medication: YES /  NO

iii> Blood Tests & Lung Function Remarks

RS }   
EVS }   
CNS }

If abnormal, whether the person is on medication: YES /  NO

iv> Eye Test Remarks

Eye Sight: (R) 6/9 (L) 6/6  
Color Vision:

v> Heart Disease

Whether any specific heart ailment detected (ECG findings):  
— normal —

vi> Any other problems needing attention / Overall Assessment:

NO

**Dr. Chirag Patel**  
M.B.B.S. G-49432

**Revival Diagnostic**  
401, Aqua Corridor,  
B/s. Star Bazar, Surat-395009.  
Mo. 91062-28601

*C.K. Patel*  
Signature of the Doctor

Laboratory Test Result are Subject to technical limitation and should be clinically correlate for final diagnosis



NAME: Jha Radhika SEX: Male  
BIRTHDATE: 03/10/1969 AGE: 52

## DEPARTMENT OF OPHTHALMOLOGY

### EYE TEST:

#### 1. VISION:

RIGHT EYE - 6/9  
LEFT EYE - 6/6

#### 2. COLOR VISION:

RIGHT EYE - (N)  
LEFT EYE - (N)

#### 3. FUNDUS:

RIGHT EYE - (N)  
LEFT EYE - (N)

### REMARKS:

**Revival Diagnostic**  
401, Aqua Corridor,  
B/s. Star Bazar, Surat-395009.  
Mo. 91062-28601

Ophthalmologist/Optomtrist

Laboratory Test Result are Subject to technical limitation and should be clinically correlate for final diagnosis





Name : RADHIKA R JAH  
Age/Sex : 52 Yrs. Male  
UHID : 14902  
Ref. By Dr. : MEDI WHEEL


Date : 22-Jan-2022 8:44 am  
Receipt No : 8892

## CBC HAEMOGRAM

PARAMETER	RESULT	UNITS	NORMAL RANGE
Hemoglobin	: 15.0	gm/dL	13.5-18.0
RBC Count	: 5.07	m/c.mm.	4.5-6.5
WBC Count	: 6700	c. mm.	4,000 - 10,000
Platelet Count	: 1.65	c. mm.	1.5 Lac - 5.0 Lac
<b>Blood Indices</b>			
Hematocrit (PCV)	: 48.9	%	39-54 %
MCV	: 96.4	fl	75-96
MCH	: 29.6	pg	27-32
MCHC	: 30.7	g/dL	30-36
RDW	: 13.7	%	11- 16
ESR (WINTORBE)	: 10	mm./hr.	0-20
<b>DIFF WBC Count</b>			
Neutrophils	: 60	%	40-75
Lymphocytes	: 35	%	20-50
Eosinophils	: 03	%	1-6
Monocytes	: 02	%	2-10
Basophils	: 00	%	0-5
Band Form	: 00	%	0-5
<b>Smear Study</b>			
Platelets in Smear	: Adequate		
Malarial Parasites	: Malarial Parasites Not Detected		
Blood Group	: "B"		
RH Factor	: Positive		

Lab Technician/Technologist  
Zarna K Gandhi (Msc. Biotech)

**Revival Diagnostic**  
401, Aqua Corridor,  
B/s. Star Bazar, Surat-395009  
Mo. 91062-28601

  
Pathologist  
Dr. Mihir Icecreamwala

# REVIVAL DIAGNOSTICS



Name : RADHIKA R JAH  
Age/Sex : 52 Yrs./Male  
UHID : 14902  
Ref. By Dr. : MEDI WHEEL

Date : 22-Jan-2022 8:44 am  
Rec. No : 8892

## BIOCHEMISTRY

TEST	RESULTS	Unit	REFERENCE RANGE
GGT	29	U/L	5 - 50 U/L
SGOT	25	U/L	0 - 50 U/L
SGPT	30	U/L	0 - 50 U/L
Alkaline Phosphatase	120	IU/l	38 - 126 IU/l
Total Bilirubin	0.4	mg/dl	0.2 - 1.2 mg/dl
Direct Bilirubin	0.2	mg/dl	0.1 - 0.4 mg/dl
Indirect Bilirubin	0.2	mg/dl	0.1 - 0.8 mg/dl
Blood Urea Nitrogen ( BUN )	15	mg/dl	9 - 20 mg/dl
Creatinine	0.8	mg/dl	0.5 - 1.5 mg/dl
Uric Acid	8.0	mg/dl	4 - 8.5 mg/dl
Blood Sugar - F	101	mg/dL	70 - 110 mg/dL
Urine Sugar - F	Absent		
Urine Ketone - F	Absent		
Blood Sugar- PP	123	mg/dL	80 - 140 mg/dL
Urine Sugar - PP	Absent		
Urine Ketone - PP	Absent		
Total Protein	7.2	gm/dl	6.3 - 8.2 gm/dl
S.Albumin	4.1	gm/dl	3.7 - 5.3 gm/dl
Globulin	3.1	gm/dl	2.4 - 3.2 gm/dl

Lab Technician/Technologist  
Zarna K Gandhi (Msc. Biotech)

**Revival Diagnostic**  
401, Aqua Corridor,  
B/s. Star Bazar, Surat-395009  
Mo. 91022-28501

Pathologist  
Dr. Mihir Icecreamwala

Operator Name : Zarna Gandhi

Print Date & Time : 22-Jan-2022

Laboratory Test Result are Subject to technical limitation and should be clinically correlate for final diagnosis



# REVIVAL DIAGNOSTICS



A/G Ratio

: 1.32


gm/dl

1 - 2.3 gm/dl



**Revival Diagnostic**  
401, Aqua Corridor,  
B/s. Star Bazar, Surat-395009  
Mo. 91062-28604

Lab Technician/Technologist  
Zarna K Gandhi (Msc. Biotech)

  
Pathologist  
Dr. Mihir Icecreamwala

Operator Name : Zarna Gandhi

Print Date & Time : 22-Jan-2022

Laboratory Test Result are Subject to technical limitation and should be clinically correlate for final diagnosis

📍 4th Floor, Aqua Corridor, Hazira Road, Adajan Paal, Surat-395009.

☎ 0261 2747788

✉ revivaldiagnostics.surat@gmail.com

🌐 www.revivaldiagnostics.com

This medical report is not intended for medico-legal purposes.



Name : RADHIKA R JAH  
Age/Sex : 52 Yrs. Male  
UHID : 14902  
Ref. By Dr. : MEDI WHEEL

Date : 22-Jan-2022  
08:44:14AM  
Receipt No : 8892

## REPORT OF SERUM LIPID PROFILE

Test	Result	Reference Range
Serum Cholesterol	155	Normal : Less than 200 mg / dl Borderline : 200 to 239 mg / dl Undesirable : More than 240 mg / dl
Serum Triglyceride	178	Normal : Less than 150 mg / dl Borderline High : 150 to 199 mg / dl High : 200 - 499 mg / dl Very High : More than 500 mg / dl
Serum HDL - Cholesterol (Good Cholesterol )	37	Desirable : More than 55 mg / dl Borderline : 35 to 55 mg / dl Undesirable : Less than 35 mg / dl
Serum LDL - Cholesterol (Bad Cholesterol)	82.4	Optimal : Less than 100 mg / dl Above Optimal : 100 - 129 mg / dl Borderline High : 130 to 159 mg / dl High : 160 to 189 mg / dl Very High : More than 190 mg / dl
VLDL	35.6	Normal : 5 to 30 mg / dl
Chol. / HDL - Chol. Ratio	4.2	Low Risk : Less than 3.8 Medium Risk : 3.8 to 5.9 High Risk : More than 6
LDL / HDL - Chol. Ratio	2.23	Low Risk : Less than 3.55 Medium Risk : 3.55 - 4 High Risk : More than 6

**Revival Diagnostic**  
401, Aqua Corridor,  
B/s. Star Bazar, Surat-395009  
Mo. 91062-28601

Lab Technician/Technologist  
Zarna K Gandhi (Msc. Biotech)

Pathologist  
Dr. Mihir Icecreamwala

Operator Name: Zarna Gandhi

PrintDate & Time: 22-Jan-2022 12:51:00PM

Laboratory Test Result are Subject to technical limitation and should be clinically correlate for final diagnosis





Name : RADHIKA R JAH  
Age/Sex : 52 Yrs. / Male  
UHID : 14902  
Ref. By Dr. : MEDI WHEEL

Date : 22-Jan-2022 8:44 am  
Receipt No : 8892

## ROUTINE URINE EXAMINATION REPORT

### PHYSICAL EXAMINATION :

Quantity : 20 ml  
Colour : Pale Yellow  
Appearance : Clear  
Reaction : Acidic  
Specific Gravity : 1.030

### CHEMICAL EXAMINATION :

Proteins : Absent  
Sugar : Absent  
Acetone : Absent  
Bile Salts : Absent  
Bile Pigments : Absent  
Urobilinogen : Normal  
O.B.T. : Negative

### MICROSCOPIC EXAMINATION :

Pus Cells : 2-3/hpf.  
R. B. C. : Absent  
Epithelial Cells : 2-3/hpf.  
Bacteria : Absent  
Casts : Absent  
Crystals : Absent  
Yeast cell : Absent  
Mucus : Absent  
Other Findings : NIL

Lab Technician/Technologist  
Zarna K Gandhi (Msc. Biotech)

**Revival Diagnostic**  
401, Aqua Corridor,  
B/s. Star Bazar, Surat-395009  
Mo. 91062-29001

Pathologist  
Dr. Mihir Icecreamwala

Laboratory Test Result are Subject to technical limitation and should be clinically correlate for final diagnosis

Operator Name: Zarna Gandhi

PrintDate & Time: 22-Jan-2022 10:44:00AM

4th Floor, Aqua Corridor, Hazira Road, Adajan Paal, Surat-395009.

☎ 0261 2747788

✉ revivaldiagnostics.surat@gmail.com

🌐 www.revivaldiagnostics.com

This medical report is not intended for medico-legal purposes.



Name : RADHIKA R JAH

Date : 22-Jan-2022

Age/Sex : 52 Yrs. Male

Receipt No : 8892

UHID : 14902

Ref. By Dr. : MEDI WHEEL

## REPORT OF GLYCOSYLATED HEMOGLOBIN [ HbA1C ]

Parameter	Result	Unit	Biological Reference Interval
Hemoglobin A1C(HbA1C)	5.3	%	HbA1C Degree of Glucose Control

< 5.6 % Non Diabetics  
5.7 - 6.4 % Prediabetics  
> = 6.5 % Diabetics

(REF : Wallace, 11th Edition)

### REMARKS:

6 - 7 % Excellent Control  
7 - 8 % Good Control  
8 -10 % Unsatisfactory Control  
> 10 % Poor Control

Method : High performance liquid chromatography (HPLC)

MEAN BLOOD GLUCOSE OVER THE PAST 60 DAYS FROM THE HbA1C RESULT : 000 mg/dl

Remarks : GHb test is useful for the long term control and monitoring of diabetes mellitus since it reflects the integration of blood glucose levels during past 4-8 weeks.

### Revival Diagnostic

401, Aqua Corridor,  
B/s. Star Bazar, Surat-395009  
Mo. 91062-28601

Pathologist

Dr. Mihir Icecreamwala

Print Date & Time :22-Jan-2022 12:52:00PM

Lab Technician/Technologist  
Zarna K Gandhi (Msc. Biotech)

Operator Name :Zarna Gandhi

Laboratory Test Result are Subject to technical limitation and should be clinically correlate for final diagnosis

4th Floor, Aqua Corridor, Hazira Road, Adajan Paal, Surat-395009.

0261 2747788

revivaldiagnostics.surat@gmail.com

www.revivaldiagnostics.com

This medical report is not intended for medico-legal purposes.





Name : RADHIKA R JAH  
Age/Sex : 52 Yrs. Male  
UHID : 14902  
Ref. By Dr. : MEDI WHEEL

Date : 22-Jan-2022 8:44 am  
Receipt No : 8892

## THYROID TEST

TEST	RESULT	NORMAL RANGE
T3	0.99	0.87 - 1.78 ng/ml
T4	8.11	4.60 - 13.5 ug/dl
TSH	<b>10.12</b>	0.50 - 5.50 uIU/ml 5.5 to 15 uIU/ml - Suggested Clinical co-relation Or Repeat test with new sample as physiological factors can give falsely high TSH Above 15uIU/ml Hypothyroid  PREGNANT WOMEN normal ranges for TSH: 1st Trimester :0.0878 - 2.8293 uIU/ml 2nd Trimester :0.1998 - 2.7915 uIU/ml 3rd Trimester :0.307 - 2.9028 uIU/ml Ref:TIETZ Fundamentals of Clinical Chemistry.

### Revival Diagnostic

401, Aqua Corridor,  
B/s. Star Bazar, Surat-395009  
Mo. 91062-28601

Lab Technician/Technologist  
Zarna K Gandhi (Msc. Biotech)

  
Pathologist  
Dr. Mihir Icecreamwala

Operator Name : Zarna Gandhi

Print Date & Time : 22-Jan-2022 12:50:00PM

Laboratory Test Result are Subject to technical limitation and should be clinically correlate for final diagnosis



Name : RADHIKA R JAH  
Age/Sex : 52 Yrs. Male  
UHID : 14902  
Ref. By Dr. : MEDI WHEEL

Date : 22-Jan-2022  
Receipt No : 8892  
Sample Received On :22-Jan-22 8:44 am

## REPORT OF TUMOR MARKERS

Test	Result	Normal Range
PROSTATE SPECIFIC ANTIGEN (PSA)	: 1.23 ng/ml	[0.0 - 2.5 ng/ml] 40 - 49 Years [0.0 - 3.5 ng/ml] 50 - 59 Years [0.0 - 4.5 ng/ml] 60 - 69 Years [0.0 - 5.5 ng/ml] 70 - 79 Years

REVIVAL  
DIAGNOSTICS

**Revival Diagnostic**  
401, Aqua Corridor,  
B/s. Star Bazar, Surat-395009  
Mo. 91062-28691

Lab Technician/Technologist  
Zarna K Gandhi (Msc. Biotech)  
Operator Name:Zarna Gandhi

  
Pathologist  
Dr. Mihir Icecreamwala  
PrintDate & Time:22-Jan-2022

**Method: - Test performed on Automated Chemiluminescence Assay [COBAS E411, ROCHE]**  
Corrobrative clinicopathologic correlation is essential for final diagnosis. Test reports are subjected to technical limitation and should be clinically co-related. Laboratory may be contacted if required.

Laboratory Test Result are Subject to technical limitation and should be clinically correlate for final diagnosis





NAME	RADHIKA JHA	DATE	22-Jan-2022
REFERRED BY	MEDI WHEEL	AGE / SEX	52 YRS / M

Thanks for the reference

## USG ABDOMEN AND PELVIS

**LIVER:** is normal in size and shows homogeneous echotexture.

No evidence of intrahepatic biliary radicles dilatation / focal space occupying lesion.

The portal vein and common bile duct show normal caliber.

**GALL BLADDER:** is distended and shows smooth walls. Wall thickness is normal.

No evidence of sludge / calculus. No evidence of pericholecystic collection.

**SPLEEN:** Is normal in size and shows normal echo pattern.

**PANCREAS:** shows normal echo anatomy and its relationship with splenic vein is normal.

**KIDNEYS:** Both the kidneys are normal in size, shape and location and show normal cortico-medullary differentiation.

**Right kidney** measures- 9.5 X 4.1 cms.

**Left kidney** measures- 9.9 X 4.4 cms.

No evidence of hydronephrosis or calculus.

**URINARY BLADDER:** is distended with smooth walls.

No evidence of diverticulum or calculus.

**PROSTATE:** is normal in size 22 cc and shows homogeneous echotexture.

No evidence of ascites / pleural effusion.

Fluid and gas filled bowel loops with normal wall thickness and peristalsis noted.

## **IMPRESSION:**

**No significant abdominal pathology noted....**

**Dr. Chirag K. Patel**  
MBBS-DMPD  
REG. NO. C-23509  
**Revival Diagnostics**  
**RADIOLOGIST**  
4th Floor, Aqua Corridor,  
Nr. Star Bazar, Hazira Main Road,  
Adajan; Surat-395009.  
Mo. 97266 726683

Laboratory Test Result are Subject to technical limitation and should be clinically correlate for final diagnosis

📍 4th Floor, Aqua Corridor, Hazira Road, Adajan Paal, Surat-395009.

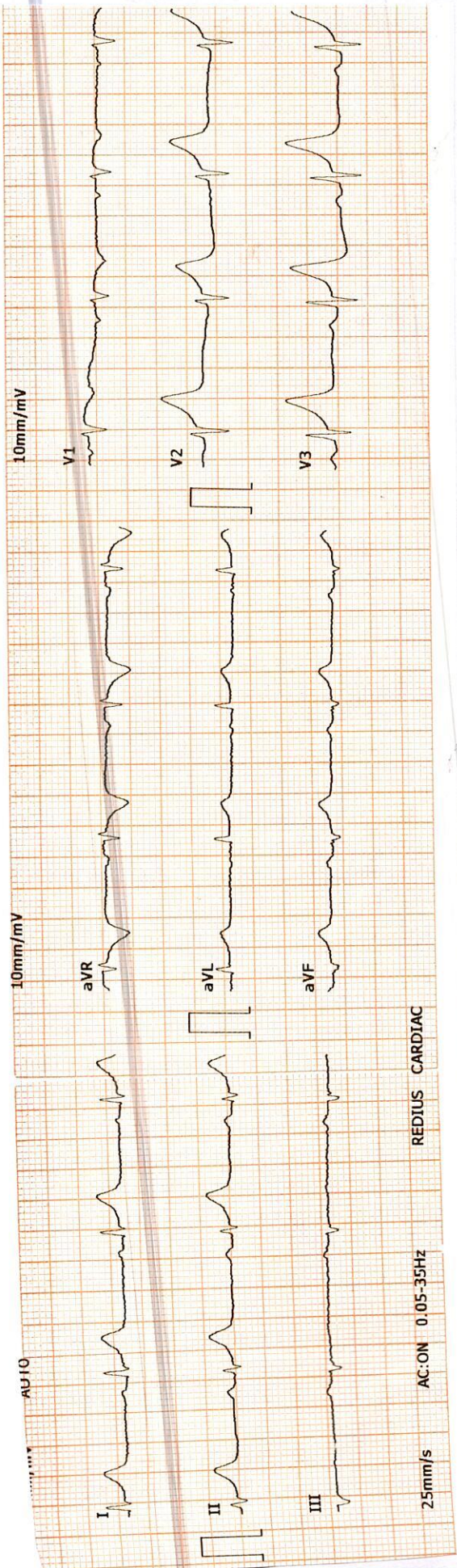
☎ 0261 2747788

✉ revivaldiagnostics.surat@gmail.com

🌐 www.revivaldiagnostics.com

This medical report is not intended for medico-legal purposes.





2022-1-22 9:51:37 ID: 00000198

ID Card: Name: JAH RADHIKA Gender: Male  
 Age: 52 Height(cm): 175  
 Weight(Kg): 79 BP(mmHg): /

HR..... bpm 68  
 P-R.....ms 143  
 Q-R-S.....ms 86  
 QT/QTc.....ms 366/390  
 P/QRS/T AXES.....deg 59/3/59  
 RV5/SV1.....mV 0.78/0.29  
 RV5+SV1.....mV 1.07

\*The result must be confirmed by doctor!

Report Confirmed by: DR. ADITI PATEL

10mm/mV

V4 V5 V6

*ADITI PATEL*

**Revival Diagnostic**  
 401, Aqua Corniche,  
 B/s. Star Bazar, Surat-395009.  
 Mo. 91062-28601

**DR. ADITI PATEL**  
 M.B.B.S., D. CARD (M.D.)  
 CLINICAL CARDEOLOGIST  
 REG.NO.G-42901



# REVIVAL DIAGNOSTICS



Name : RADHIKA R JAH  
Age/Sex : 52 Yrs. Male  
UHID : 14902  
Ref. By Dr : MEDI WHEEL

Date : 22-Jan-2022  
Rec No : 8892

Test	Observed Value	Biological Reference Interval
ECG		

1. The rhythm is sinus.
2. Heart rate is 68 beats per minute.
3. Normal P, QRS, T wave axis.
4. Normal PR, QRS, Q.T. Duration.
5. No pathological q wave or ST-T changes seen.
6. No evidence of chamber hypertrophy or enlargement seen.

IMPRESSION : ECG WITHIN NORMAL LIMITS .

# REVIVAL DIAGNOSTICS

  
DR. ADITI PATEL  
M.B.B.S., D. CARD (MUM)  
CLINICAL CARDIOLOGIST  
REG.NO.G-42901

**Revival Diagnostic**  
401, Aqua Corridor,  
B/s. Star Bazar, Surat-395009,  
Mo. 91062-28601

Laboratory Test Result are Subject to technical limitation and should be clinically correlate for final diagnosis

📍 4th Floor, Aqua Corridor, Hazira Road, Adajan Paal, Surat-395009.

☎ 0261 2747788

✉ [revivaldiagnostics.surat@gmail.com](mailto:revivaldiagnostics.surat@gmail.com)

🌐 [www.revivaldiagnostics.com](http://www.revivaldiagnostics.com)

This medical report is not intended for medico-legal purposes.





Summary

REDIUS DIAGNOSTICS, NEAR STAR BAZAR, ADAJAN- 395009, SURAT

4TH FLOOR, AQUA CORRIDOE, 52 Yrs/Male  
5098/ JHA RADHIKA RAMANBHAI  
Date: 22-Jan-2022, 10:10:25 AM  
Ref.By : MEDI WHEEL

Objective : FOR TESTING PURPOSE ONLY.

Protocol : BRUCE

Stage	StageTime (Min:Sec)	PhaseTime (Min:Sec)	Speed (kmph)	Grade (%)	METS	H.R. (bpm)	B.P. (mmHg)	R.P.P. x100	PVC	Comments
Supine					1.0	68	114/72	77	-	
Standing					1.0	70	114/72	79	-	
HV					1.0	21	114/72	23	-	
ExStart					1.0	68	114/72	77	-	
					4.6	115	120/80	138	-	
Stage 2	3:00	3:01	2.7	10.0	7.0	149	130/80	193	-	
PeakEx	5:00	6:01	4.0	12.0	7.2	159	160/80	254	-	
Recovery	0:10	6:11	5.5	14.0	1.1	127	160/80	203	-	
Recovery	1:00		0.0	0.0	1.0	110	160/80	176	-	
Recovery	2:00		0.0	0.0	1.0	99	160/80	158	-	
Recovery	3:00		0.0	0.0	1.0	96	140/80	134	-	
Recovery	3:03		0.0	0.0	1.0	96	140/80	134	-	

Medication : Nil

History : Nil

Test End Reason : Test Complete

Findings :

The patient exercised according to BRUCE for 6:11, achieving a work level of Max METS:7.2. Resting heart rate initially 68 bpm, rose to a max. heart rate of 159 bpm which represents 95% of maximum age predicted heart rate. Resting blood pressure 114/72 mmhg, rose to a maximum blood pressure of 160/80 mmhg. The exercise stress test was stopped due to Test Complete

Parameters :

- Exercise Time : 6:11 minutes
- Max HR attained : 159 bpm 95% of Max Predictable HR 168
- Max BP : 160/80(mmHg)
- WorkLoad attained : 7.2 (Fair Effort Tolerance )
- NO significant ST segment changes noted during exercise or recovery.
- NO Angina/Arrhythmia/S3/murmur
- Final Impression : Test is negative for inducible ischaemia.

Advice/Comments:

**Revival Diagnostic**  
401, Aqua Corridor,  
B/s. Star Bazar, Surat-395009.  
Mo. 91062-28601

**DR. ADITI PATEL**  
M.B.B.S. - CARD (MUM)  
CLINICAL CARDIOLOGIST  
REG.NO.G-42901



REDIUS DIAGNOSTICS

4TH FLOOR, AQUA CORRIDOE, NEAR STAR BAZAR, ADAJAN- 395009, SURAT

5098/JHA RADHIKA RAMANBHAI  
52 Yrs/Male  
79 Kg/175 Cms

Date: 22-Jan-2022 10:10:25 AM

HR: 68 bpm  
METS: 1.0  
BP: 114/72

MPHR: 40% of 168  
Speed: 0.0 kmph  
Grade: 0.0%

Raw ECG  
BRUCE  
(1.0-100)Hz

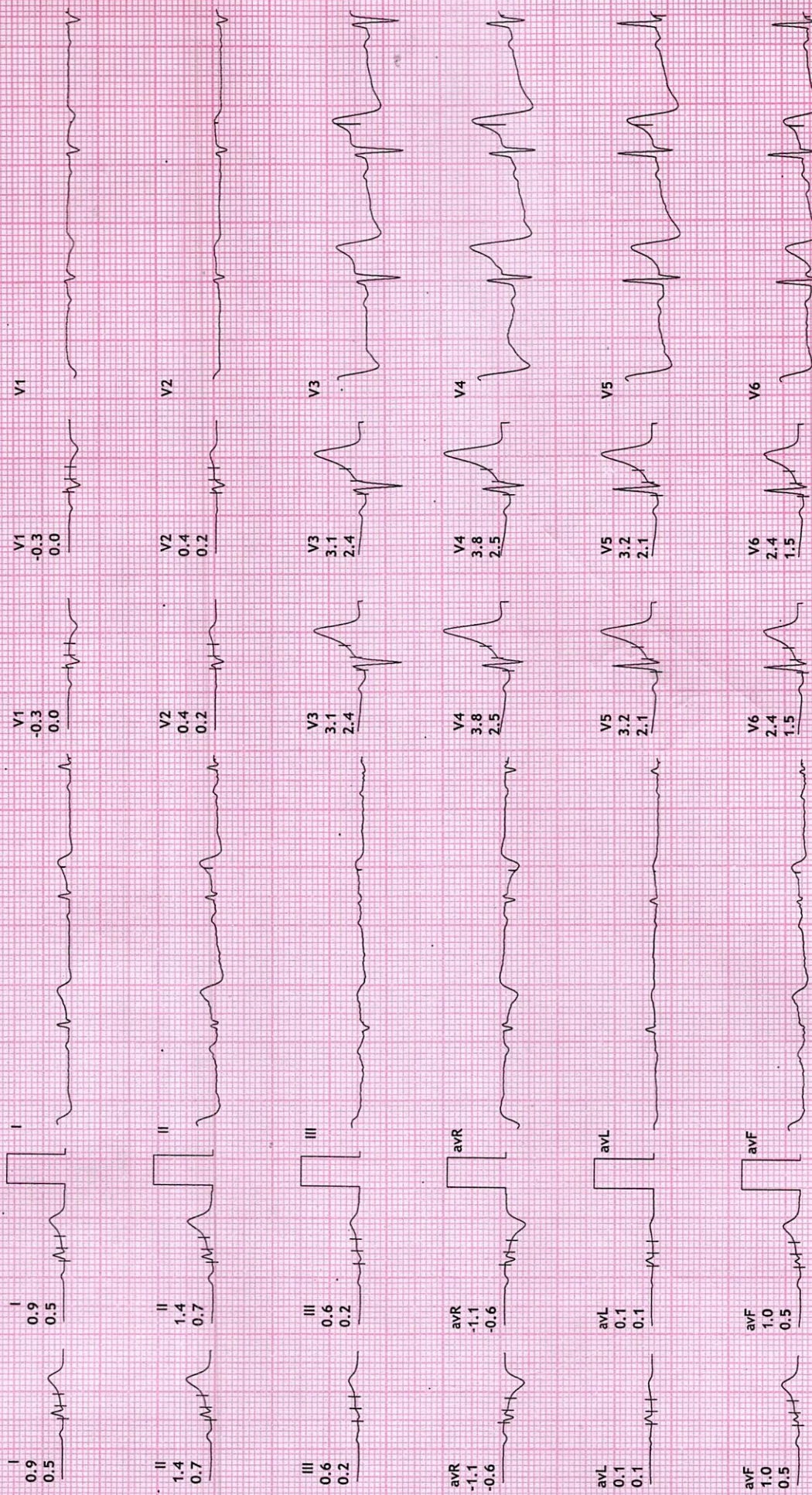
Ex Time 00:33  
BLC :On  
Notch :On

SUPINE  
10.0 mm/mV  
25 mm/Sec.

12 Lead + Comparison



80ms Post J      Current      BaseLine      Current Raw Rhythm





**REDIUS DIAGNOSTICS**

**4TH FLOOR, AQUA CORRIDOE, NEAR STAR BAZAR, ADAJAN- 395009, SURAT**

5098/JHA RADHIKA RAMANBHAI  
52 Yrs/Male  
79 Kg/175 Cms

Date: 22-Jan-2022 10:10:25 AM

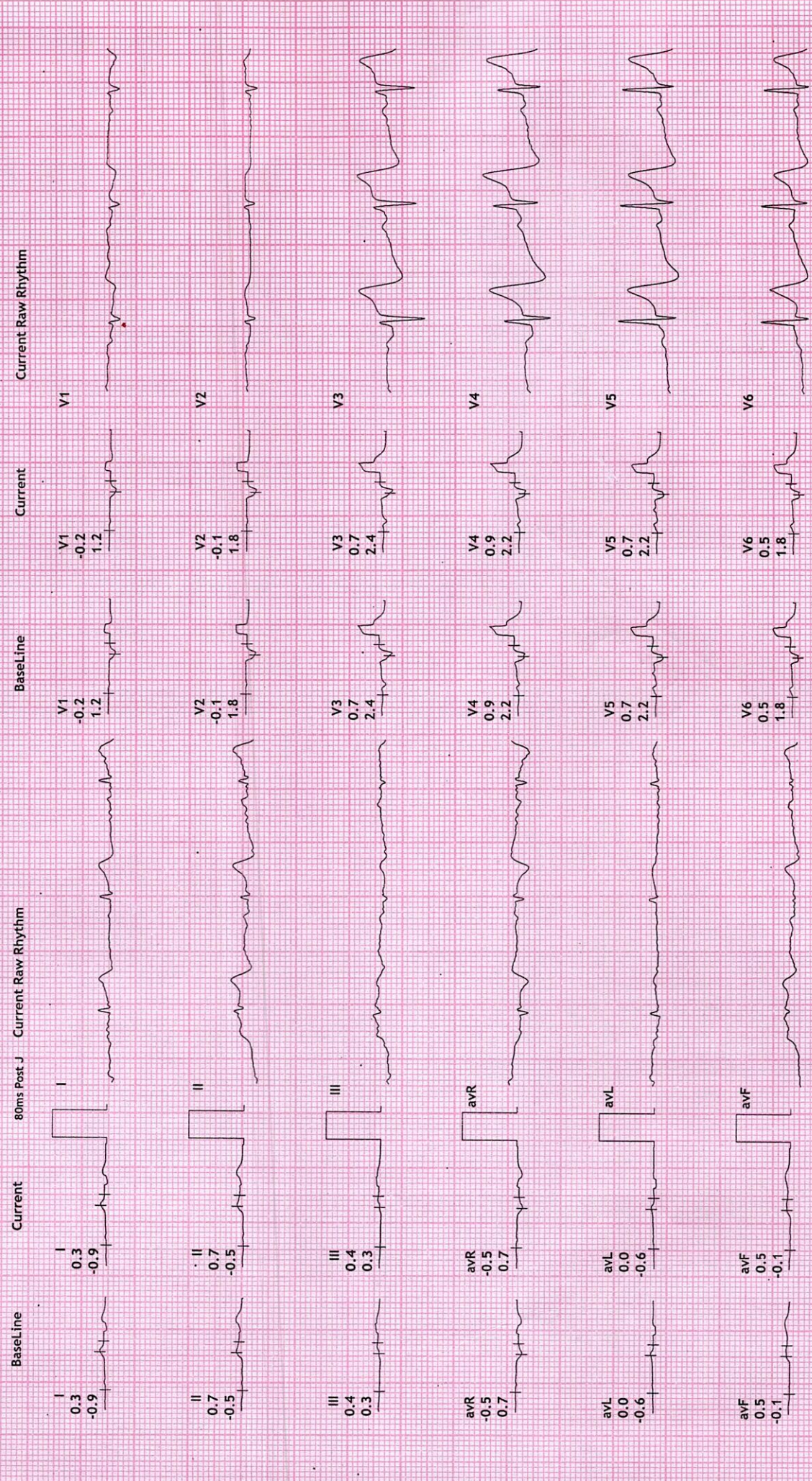
**12 Lead + Comparison**

HR: 72 bpm  
METS: 1.0  
BP: 114/72

MPHR: 42% of 168  
Speed: 0.0 kmph  
Grade: 0.0%

Raw ECG  
BRUCE  
(1.0-100)Hz

Ex Time 00:47  
STANDING  
10.0 mm/mV  
25 mm/Sec.





**REDIUS DIAGNOSTICS**

**4TH FLOOR, AQUA CORRIDOE, NEAR STAR BAZAR, ADAJAN- 395009, SURAT**

5098/JHA RADHIKA RAMANBHAI  
 52 Yrs/Male  
 79 Kg/175 Cms

Date: 22-Jan-2022 10:10:25 AM

**12 Lead + Comparison**

HR: 33 bpm  
 METS: 1.0  
 BP: 114/72

Raw ECG  
 BRUCE  
 (1.0-100)Hz

Ex Time 00:55  
 BLC :On  
 Notch :On

HV  
 10.0 mm/mv  
 25 mm/Sec.



Current Raw Rhythm

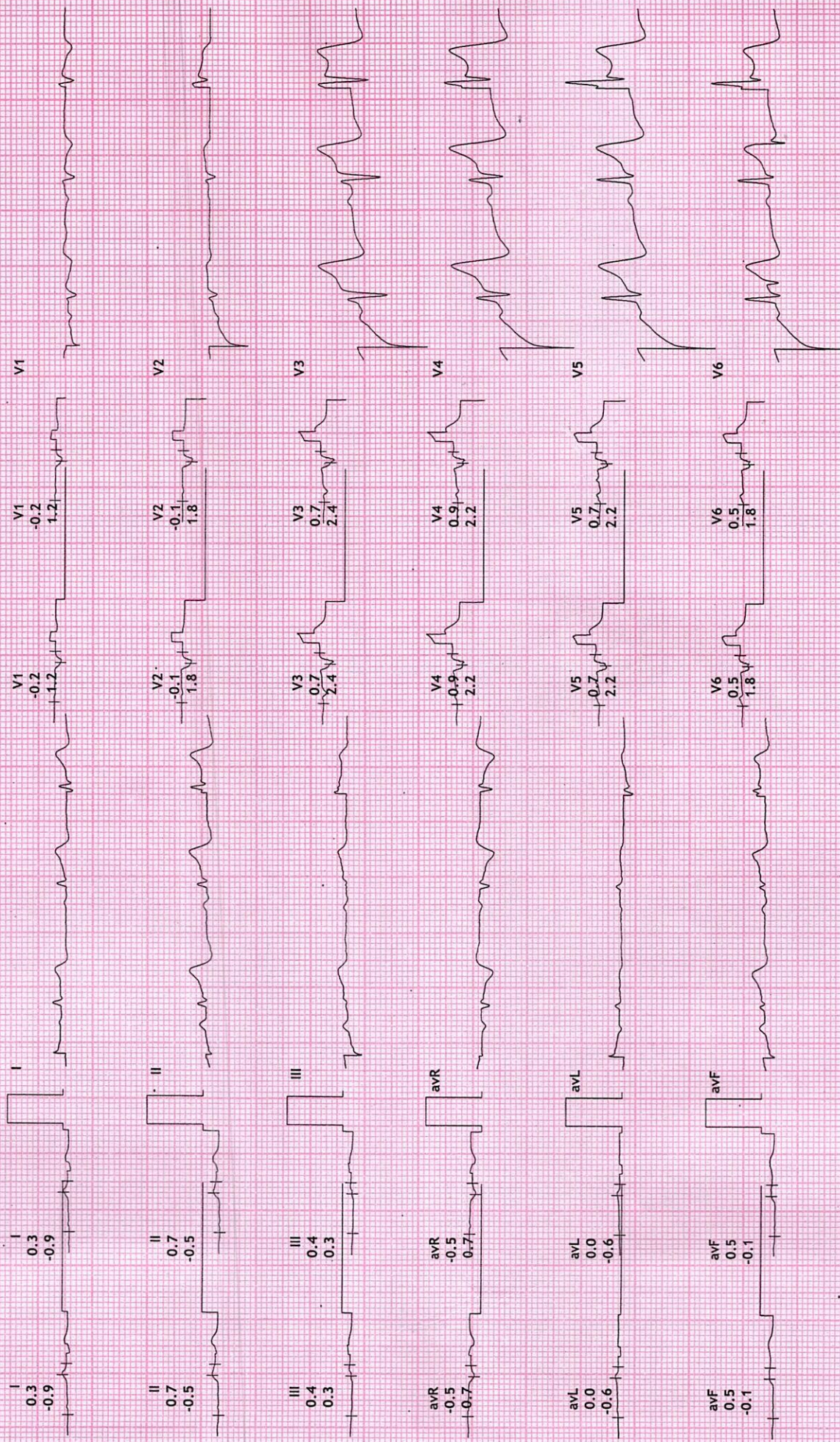
Current

BaseLine

80ms Post J Current Raw Rhythm

Current

BaseLine





**REDIUS DIAGNOSTICS**

4TH FLOOR, AQUA CORRIDOE, NEAR STAR BAZAR, ADAJAN- 395009, SURAT

5098/JHA RADHIKA RAMANBHAI

52 Yrs/Male

79 Kg/175 Cms

Date: 22-Jan-2022 10:10:25 AM

**12 Lead + Comparison**

HR: 67 bpm

METS: 1.0

BP: 114/72

MPHR: 39% of 168

Speed: 0.0 kmph

Grade: 0.0%

Raw ECG

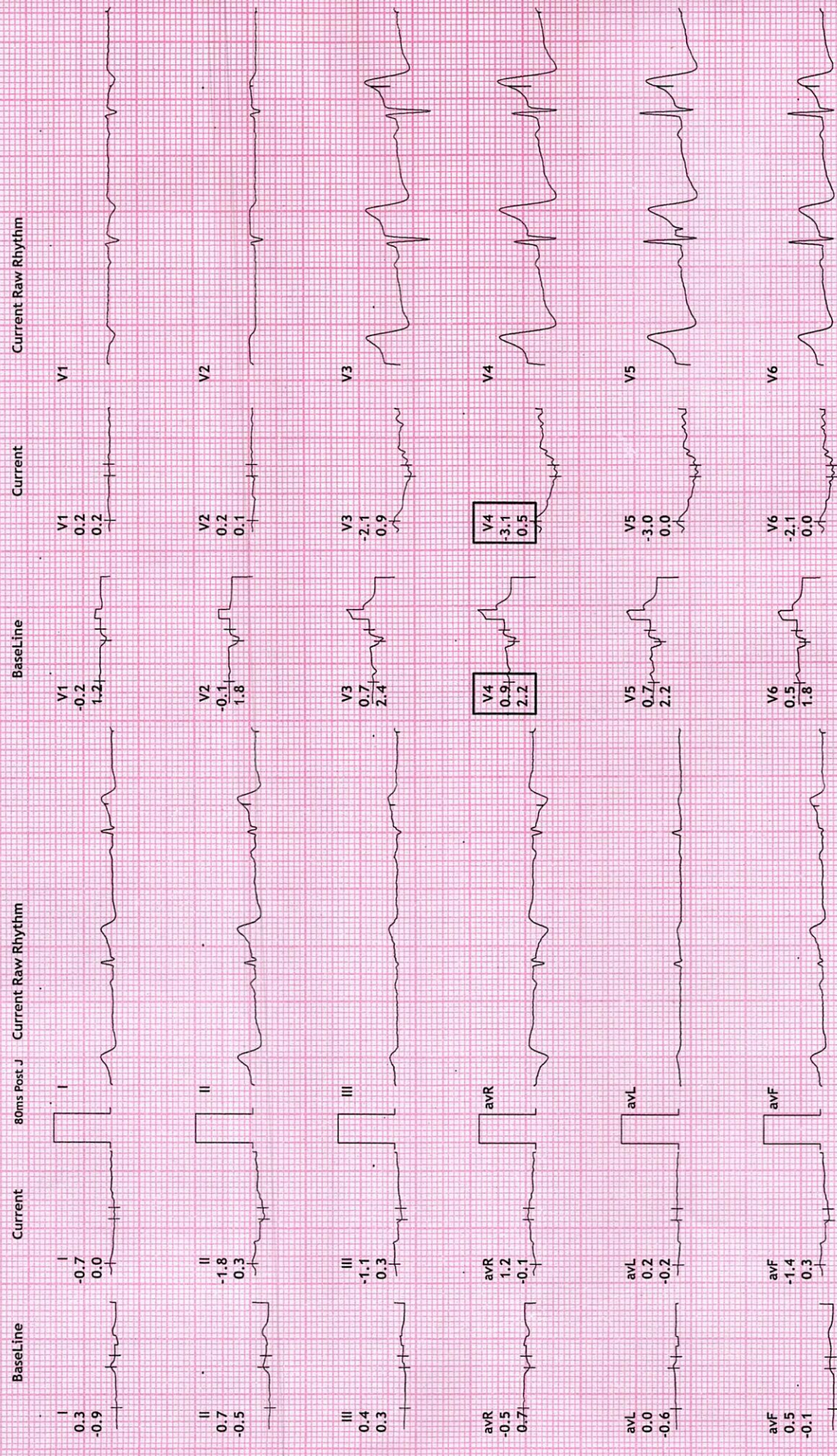
BRUCE

(1.0-100)Hz

ExStrt

10.0 mm/mV

25 mm/Sec.





REDIUS DIAGNOSTICS

4TH FLOOR, AQUA CORRIDOE, NEAR STAR BAZAR, ADAJAN- 395009, SURAT

5098/JHA RADHIKA RAMANBHAI  
52 Yrs/Male  
79 Kg/175 Cms

Date: 22-Jan-2022 10:10:25 AM

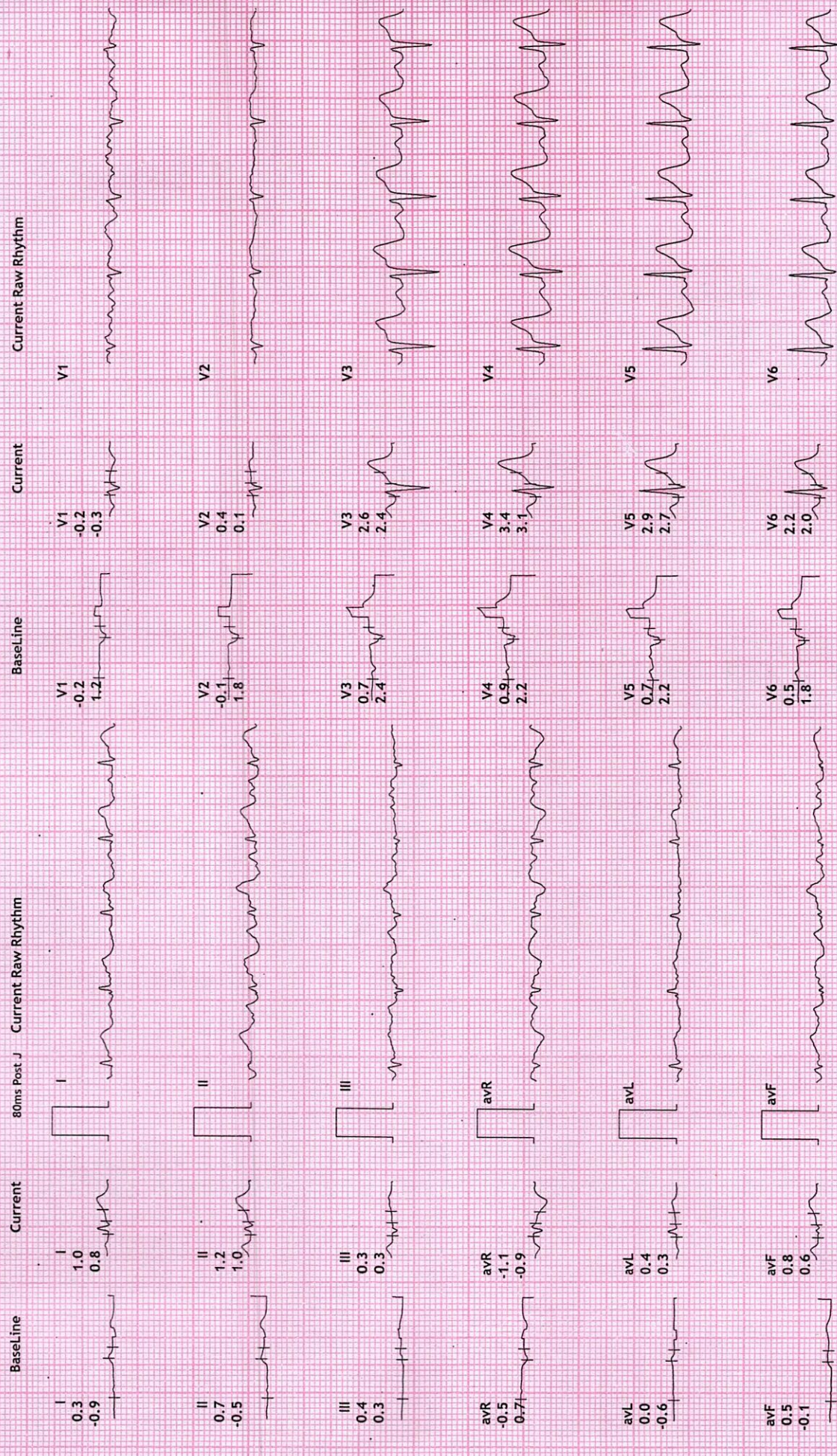
HR: 115 bpm  
METS: 4.6  
BP: 120/80

MPHR: 68% of 168  
Speed: 2.7 kmph  
Grade: 10.0%

Raw ECG  
BRUCE  
(1.0-100)HZ

12 Lead + Comparison

Ex Time 03:00  
BLC :On  
Notch :On  
Stage 1 ( 03:00  
10.0 mm/mv  
25 mm/Sec.





12 Lead + Comparison

REDIUS DIAGNOSTICS

4TH FLOOR, AQUA CORRIDOE, NEAR STAR BAZAR, ADAJAN- 395009, SURAT

5098 / JHA RADHIKA RAMANBHAI  
 52 Yrs/Male  
 79 Kg/175 Cms  
 Date: 22-Jan-2022 10:10:25 AM

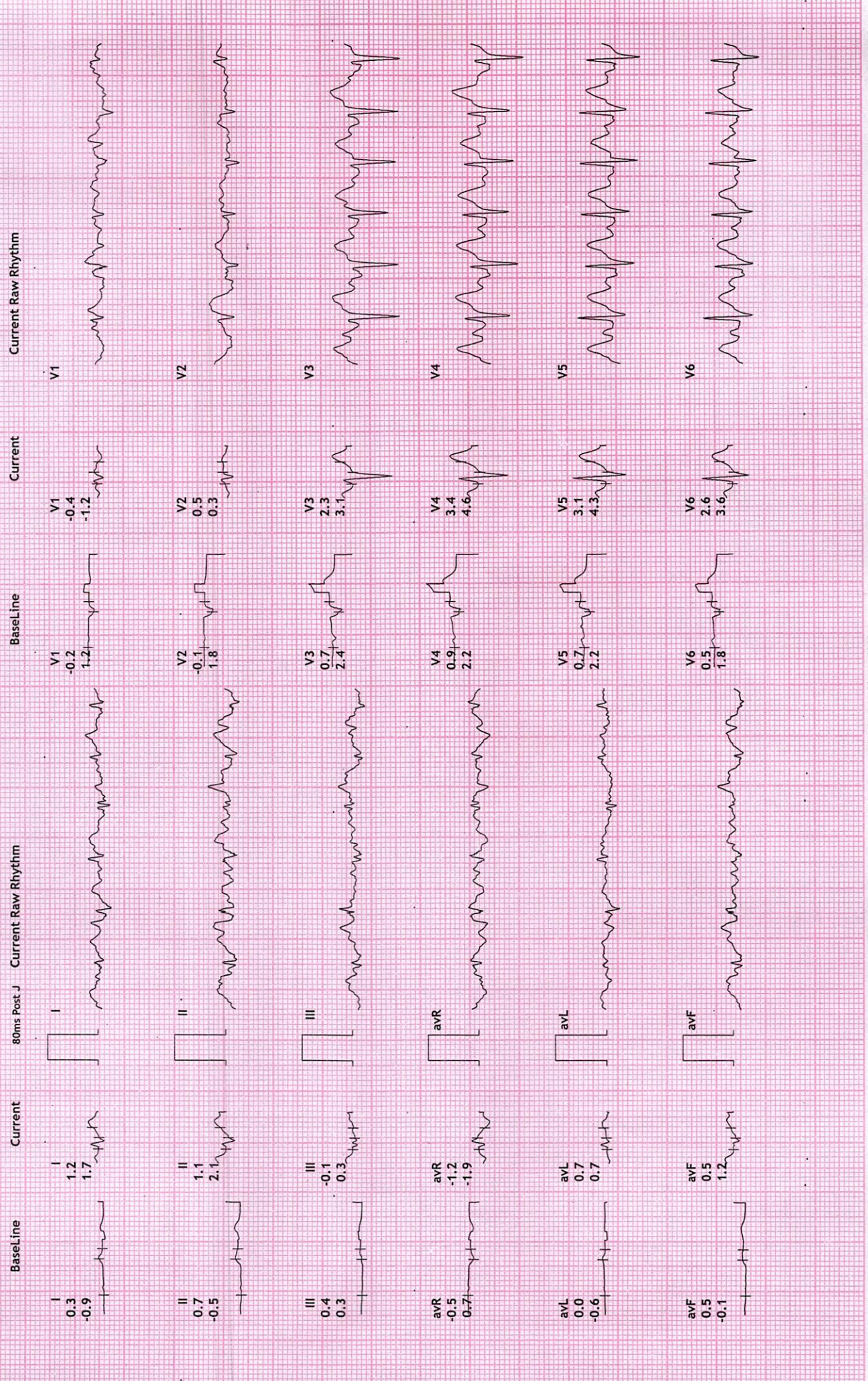
HR: 149 bpm  
 METS: 7.0  
 BP: 130/80

MPHR: 88% of 168  
 Speed: 4.0 kmph  
 Grade: 12.0%

Raw ECG  
 BRUCE  
 (1.0-100)Hz

Ex Time 06:00  
 BLC :On  
 Notch :On

Stage 2 ( 03:00)  
 10.0 mm/mV  
 25 mm/Sec.





**REDIUS DIAGNOSTICS**

**4TH FLOOR, AQUA CORRIDOE, NEAR STAR BAZAR, ADAJAN- 395009, SURAT**

5098/JHA RADHIKA RAMANBHAI

52 Yrs/Male

79 Kg/175 Cms

Date: 22-Jan-2022 10:10:25 AM

**12 Lead + Comparison**

HR: 159 bpm

METS: 7.2

BP: 160/80

MPHR: 94% of 168

Speed: 5.5 kmph

Grade: 14.0%

Raw ECG.

BRUCE

(1.0-100)Hz

Ex Time 06:10

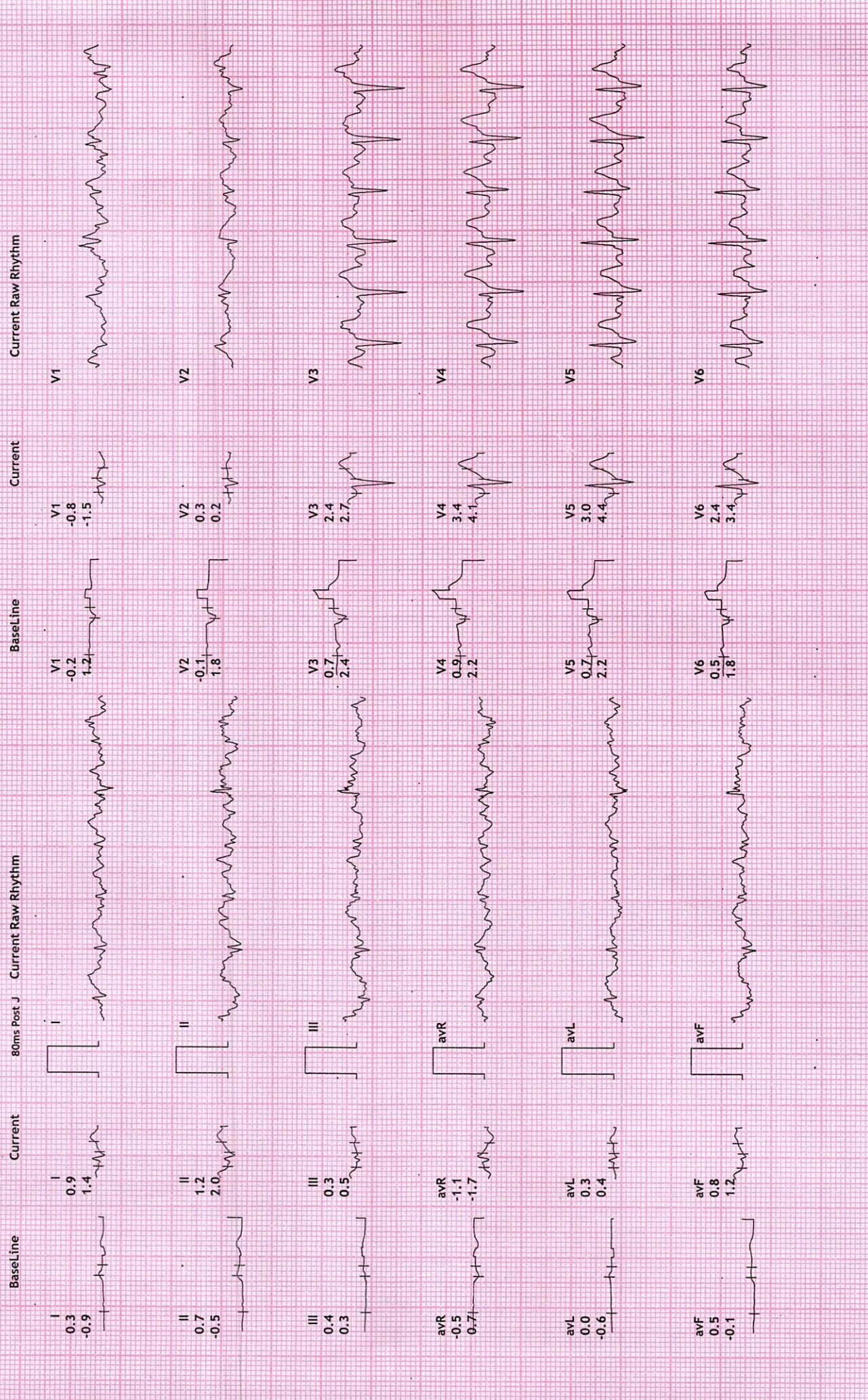
BLC :On

Notch :On

PeakEx

10.0 mm/mV

25 mm/Sec.





4TH FLOOR, AQUA CORRIDOE, NEAR STAR BAZAR, ADAJAN- 395009, SURAT

5098/ JHA RADHIKA RAMANBHAI  
 52 Yrs/Male  
 79 Kg/175 Cms  
 Date: 22-Jan-2022 10:10:25 AM

HR: 127 bpm  
 METS: 1.0  
 BP: 160/80

MPHR: 75% of 168  
 Speed: 0.0 kmph  
 Grade: 0.0%

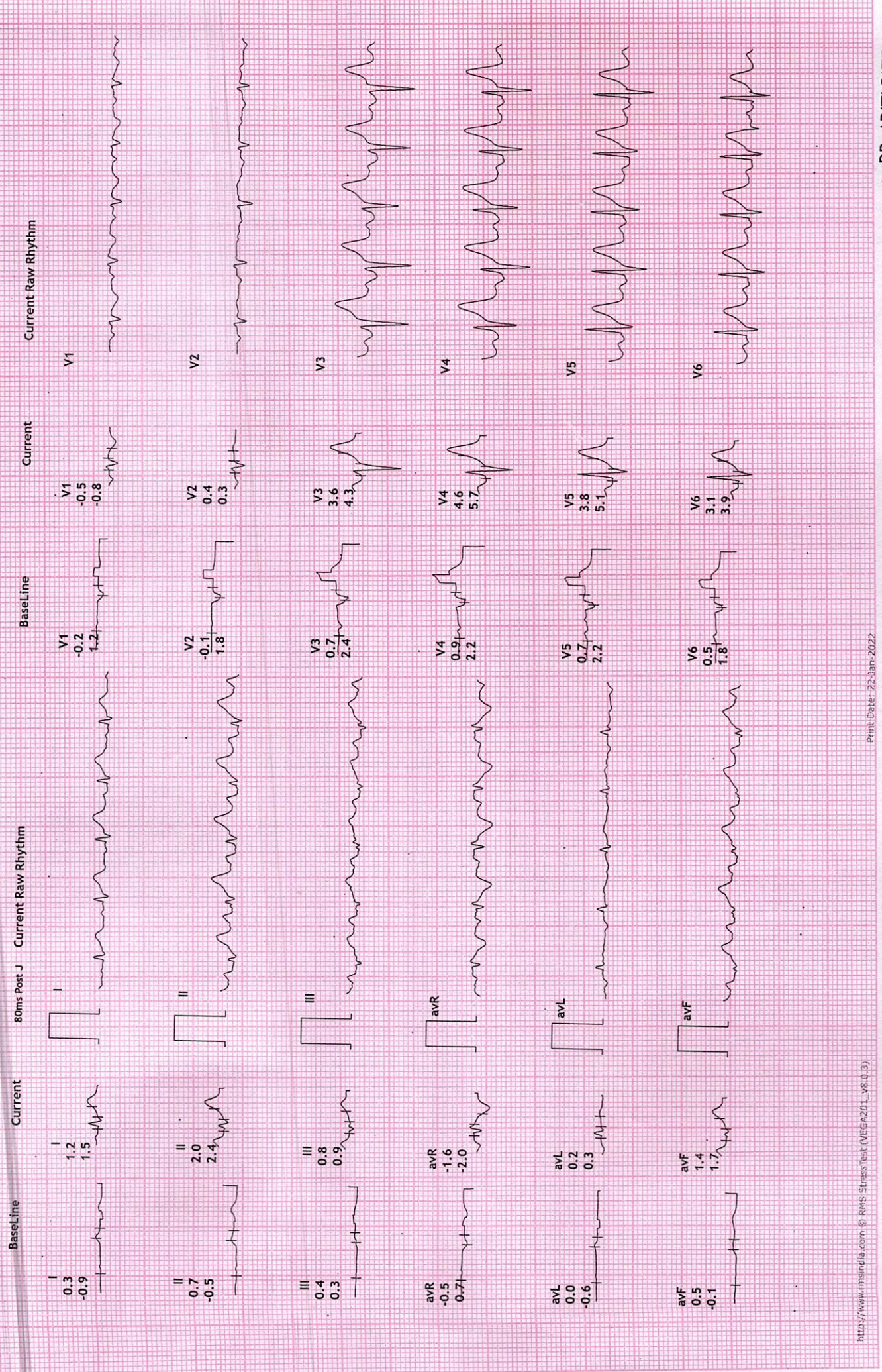
Raw ECG  
 BRUCE  
 (1.0-100)HZ

12 Lead + Comparison



Recovery : ( 01:00)  
 10.0 mm/mV  
 25 mm/5Sec.

Ex Time 06:10  
 BLC :On  
 Notch :On





**REDIUS DIAGNOSTICS**

**4TH FLOOR, AQUA CORRIDOE, NEAR STAR BAZAR, ADAJAN- 395009, SURAT**

5098/JHA RADHIKA RAMANBHAI

52 Yrs/Male

79 Kg/175 Cms

Date: 22-Jan-2022 10:10:25 AM

**12 Lead + Comparison**

HR: 110 bpm

METS: 1.0

BP: 160/80

MPHR: 65% of 168

Speed: 0.0 kmph

Grade: 0.0%

Raw ECG

BRUCE

(1.0-100)Hz

Ex Time 06:10

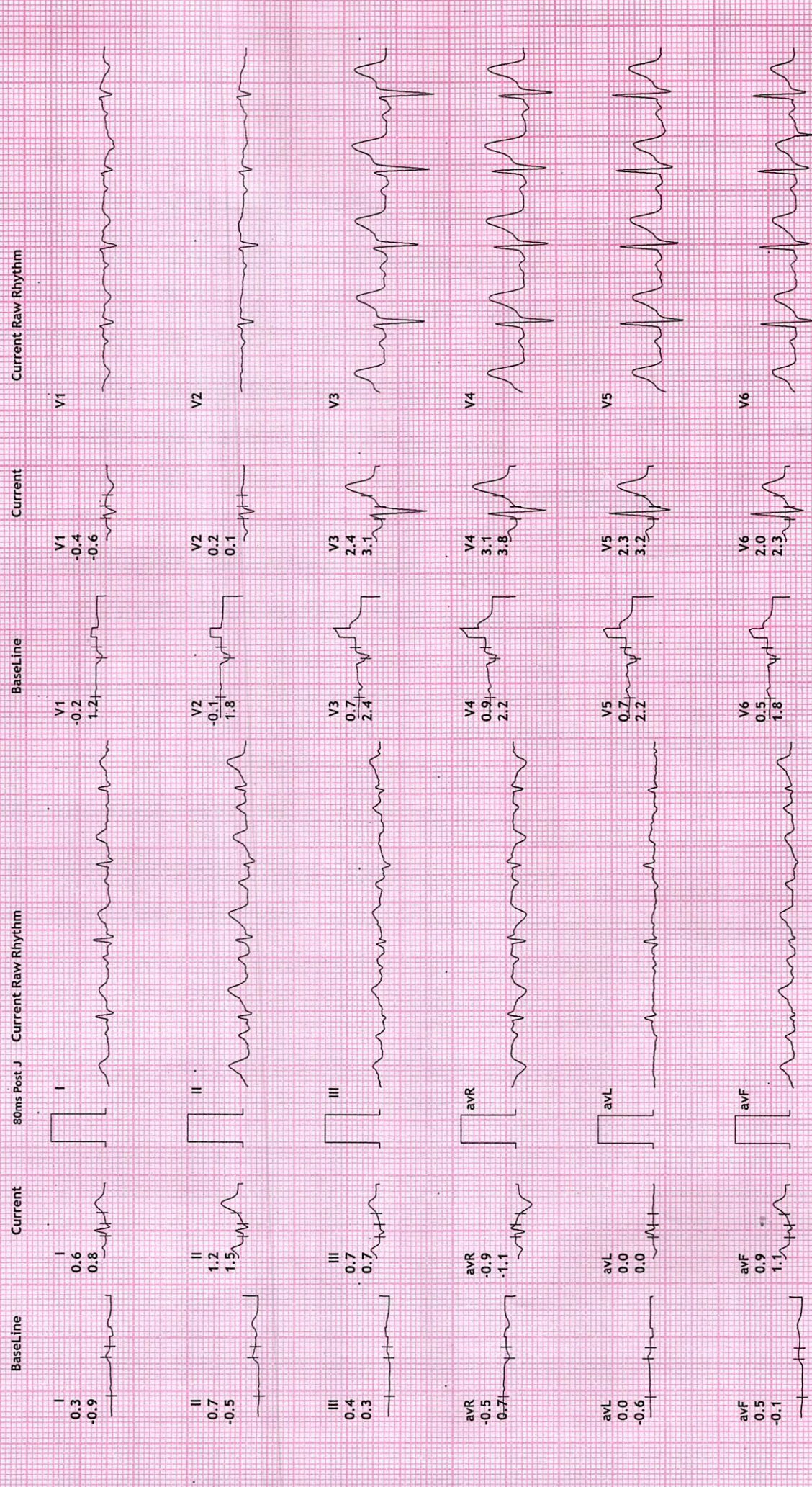
BLC :On

Notch :On

Recovery : ( 02.00)

10.0 mm/mv

25 mm/Sec.





REDIUS DIAGNOSTICS

4TH FLOOR, AQUA CORRIDOE, NEAR STAR BAZAR, ADAJAN- 395009, SURAT

5098/JHA RADHIKA RAMANBHAI  
52 Yrs/Male  
79 Kg/175 Cms

Date: 22-Jan-2022 10:10:25 AM

HR: 99 bpm  
METS: 1.0  
BP: 160/80

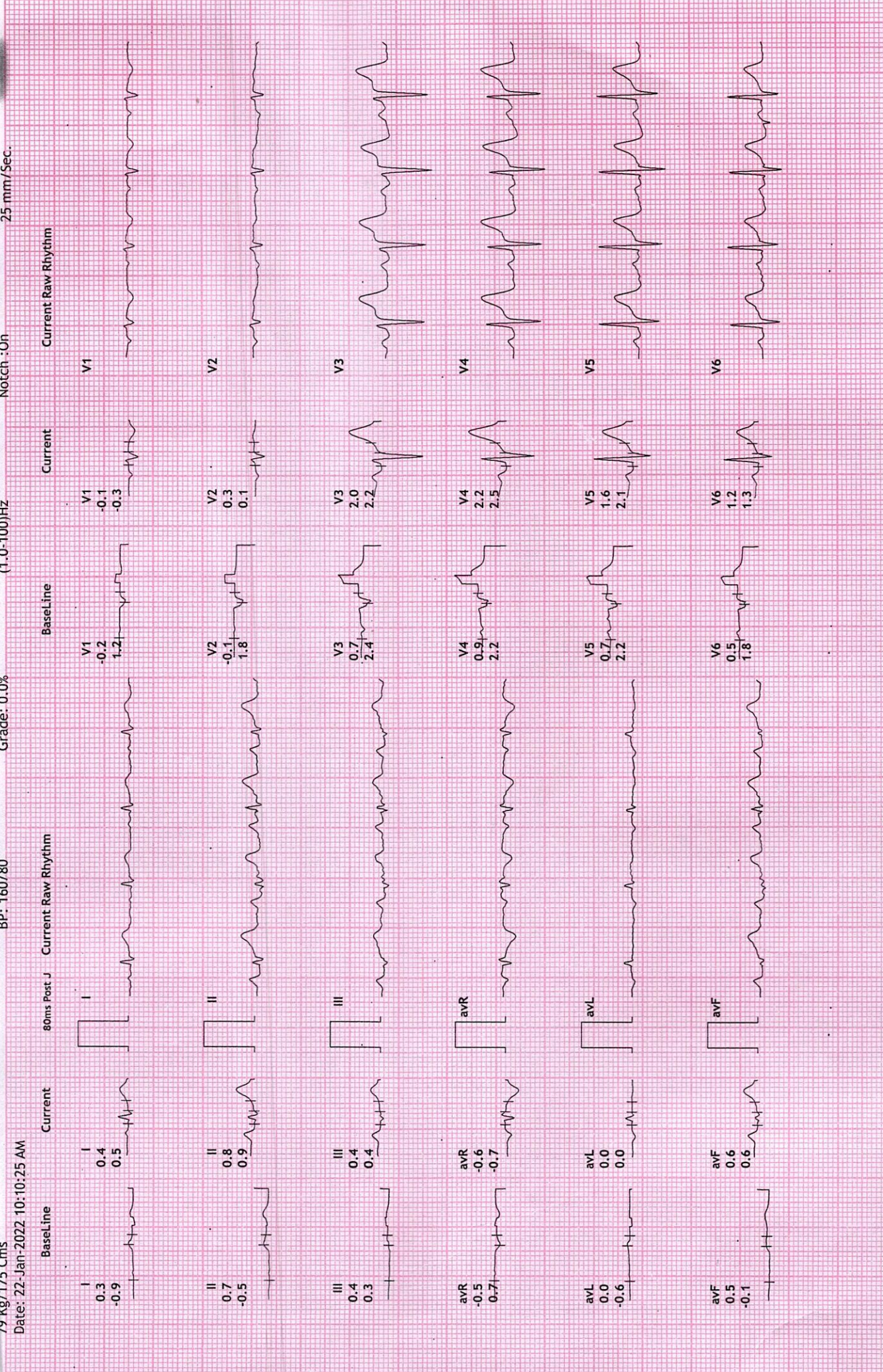
MPHR: 58% of 168  
Speed: 0.0 kmph  
Grade: 0.0%

Raw ECG  
BRUCE  
(1.0-100)HZ

Ex Time 06:10  
BLC :On  
Notch :On

Recovery : (03.00  
10.0 mm/mV  
25 mm/Sec.

12 Lead + Comparison





51

NAME : RADHIKA R JAH  
AGE : 52 YRS / MALE  
REF BY : MEDI WHEEL







NAME	RADHIKA R JAH	REPORTING DATE	22/JAN/2022
REF BY	MEDI WHEEL	AGE / SEX	52 YRS./ M

## CHEST RADIOGRAPH-PA VIEW

Hilar shadows are within normal limits.

Pulmonary vasculature appears normal.

Cardiac appears normal in size.

Both domesh of the diaphragm are smooth.

Both costophrenic recesses are clear.

Both lung fields appear normal.

Visualized bones and soft tissue shadows appear normal.

### IMPRESSION:

NORMAL STUDY.

**Dr. Chirag K. Patel**  
MBBS-DMPD

DR. CHIRAG K. PATEL  
Reg. No. 23509

Revival Diagnostics

4th Floor, Aqua Corridor,  
Nr. Star Bazar, Hazira Main Road,  
Adajan, Surat-395009.  
Mo. 97266 726683

Laboratory Test Result are Subject to technical limitation and should be clinically correlate for final diagnosis

📍 4th Floor, Aqua Corridor, Hazira Road, Adajan Paal, Surat-395009.

☎ 0261 2747788

✉ revivaldiagnostics.surat@gmail.com

🌐 www.revivaldiagnostics.com

This medical report is not intended for medico-legal purposes.