

LETTER OF APPROVAL / RECOMMENDATION

To,

The Coordinator,
Mediwheel (Arcofemi Healthcare Limited)
Helpline number: 011- 41195959

Dear Sir / Madam,

Sub: Annual Health Checkup for the employees of Bank of Baroda

This is to inform you that the following employee wishes to avail the facility of Cashless Annual Health Checkup provided by you in terms of our agreement.

PARTICULARS	EMPLOYEE DETAILS
NAME	MS. CHAKRABORTY PUTUL
EC NO.	108293
DESIGNATION	SINGLE WINDOW OPERATOR A
PLACE OF WORK	KOLKATA, TOLLYGUNJ
BIRTHDATE	09-03-1989
PROPOSED DATE OF HEALTH CHECKUP	19-07-2021
BOOKING REFERENCE NO.	21S108293100001272E

This letter of approval / recommendation is valid if submitted along with copy of the Bank of Baroda employee id card. This approval is valid from **19-07-2021** till **31-03-2022** The list of medical tests to be conducted is provided in the annexure to this letter. Please note that the said health checkup is a **cashless facility** as per our tie up arrangement. We request you to attend to the health checkup requirement of our employee and accord your top priority and best resources in this regard. The EC Number and the booking reference number as given in the above table shall be mentioned in the invoice, invariably.

We solicit your co-operation in this regard.

Yours faithfully,

Sd/-

**Chief General Manager
HRM Department
Bank of Baroda**


(Note: This is a computer generated letter. No Signature required. For any clarification, please contact Mediwheel (Arcofemi Healthcare Limited))

*Pa. the Treat Diagnostic Centre
& Poly Clinic
75 Dum Dum Road, Kol-700074
Phone No. - (033) 2560 3641*

Putul Chakraborty


SUGGESTIVE LIST OF MEDICAL TESTS

FOR MALE	FOR FEMALE
CBC	CBC
ESR	ESR
Blood Group & RH Factor	Blood Group & RH Factor
Blood and Urine Sugar Fasting	Blood and Urine Sugar Fasting
Blood and Urine Sugar PP	Blood and Urine Sugar PP
Stool Routine	Stool Routine
Lipid Profile	Lipid Profile
Total Cholesterol	Total Cholesterol
HDL	HDL
LDL	LDL
VLDL	VLDL
Triglycerides	Triglycerides
HDL / LDL ratio	HDL / LDL ratio
Liver Profile	Liver Profile
AST	AST
ALT	ALT
GGT	GGT
Bilirubin (total, direct, indirect)	Bilirubin (total, direct, indirect)
ALP	ALP
Proteins (T, Albumin, Globulin)	Proteins (T, Albumin, Globulin)
Kidney Profile	Kidney Profile
Serum creatinine	Serum creatinine
Blood Urea Nitrogen	Blood Urea Nitrogen
Uric Acid	Uric Acid
HBA1C	HBA1C
Routine urine analysis	Routine urine analysis
USG Whole Abdomen	USG Whole Abdomen
General Tests	General Tests
X Ray Chest	X Ray Chest
ECG	ECG
2D/3D ECHO / TMT	2D/3D ECHO / TMT
Stress Test	Thyroid Profile (T3, T4, TSH)
PSA Male (above 40 years)	Mammography (above 40 years) and Pap Smear (above 30 years).
Thyroid Profile (T3, T4, TSH)	Dental Check-up consultation
Dental Check-up consultation	Physician Consultation
Physician Consultation	Eye Check-up consultation
Eye Check-up consultation	Skin/ENT consultation
Skin/ENT consultation	Gynaec Consultation



Putul Chakraborty

Pa. the Treat Diagnostic Centre
& Poly Clinic
75 Dam Dam Road, Kol-700074
Phone No. - (033) 2500 3641



Patho Treat

TEST REPORT

DIAGNOSTIC CENTRE & POLYCLINIC

Regd. Off : 75, Dum Dum Road, Kolkata - 700 074

Phone No. (033) 2560 3641 / 3642, (033) 6526 0026, (Infront of Motijheel College of Commerce)

PT.NAME= MRS PUTUL CHAKRABORTY

DATE OF REPORT: 21.07.2021

SEX: F AGE: 32 YRS

Reference By: BANK OF BARODA

REPORT ON THE BIO - CHEMICAL EXAMINATION

<u>TEST</u>	<u>RESULT</u>	<u>UNIT</u>	<u>NORMAL VALUE</u>
BILIRUBIN TOTAL	0.70	mg /dL	(Upto 1.00)
Bilirubin Conjugated	0.20	mg /dL	(Upto 0.25)
Bilirubin Unconjugated	0.50	mg /dL	(Upto 0.75)
SGOT/AST	32.00	U/L	(Male : 10 -35 Female : 10 - 31)
SGPT/ALT	34.00	U/L	(9.00 - 43.00)
TOTAL PROTEIN	7.00	g/dL	(6.00 - 8.50)
ALBUMIN :	4.20	gm/dL	(3.5 - 5.2)
GLOBULIN :	2.80	gm/dl	(1.9 - 4.3)
Alb : Glb : :	1.5: 1		
GAMA GT (G. G. T)	35	IU/L	(7.00 - 52.00)
ALKALINE PHOSPHATSE	81	IU/L	<i>Upto 5Yrs. F: 48-406, M: 75-389 5-10 Yrs.F: 96-332, M: 93-362 11- 15 Yrs. F: 52-162, M:74-390 16- 19 Yrs.F: 47-119, M:52-171 Adult - F: 35-141, M: 40-129</i>
BUN	12.5	mg/dL	(5 - 23)
AST/ALT RATIO	1.06:1		

DR. SUMANA MAJUMDAR
M.B.B.S.,MD
(PATHOLOGIST)



Patho Treat

TEST REPORT

DIAGNOSTIC CENTRE & POLYCLINIC

Regd. Off : 75, Dum Dum Road, Kolkata - 700 074

Phone No.: (033) 2560 3641 / 3642, (033) 6526 0026, (Infront of Motijheel College of Commerce)

ID NO: B/07/33

PT.NAME= MRS PUTUL CHAKRABORTY

SEX: F AGE: 32 YRS

DATE OF RECEIPT: 21.07.2021

DATE OF REPORT: 21.07.2021

Reference By: BANK OF BARODA

PHYSICAL EXAMINATION

Quantity 45 ml
Colour pale yellow
Appearance clear
Sediment Nil
Sp. Gravity 1.015

CHEMICAL EXAMINATION

Reaction Acidic
Albumin Nil
Proteins Nil
Sugar Nil
Acetone Negative
Bile Salt Negative
Bile Pigment Negative
Phosphates Nil
Chyle -----
Occult Blood Negative
Urobilinogen -----
Bence-Jones -----

MICROSCOPIC EXAMINATION


Unorganised Examination
Crystals Not Found
Organised Constituents Not Found

CASTS

Cellular(Pus Cell) Not Found
Hyaline Not Found
Granular Not Found
Fatty Not Found
Others Not Found

CELLS

Epithelial Cells (3 - 4 / HPF)
Pus Cells (0 - 1 / HPF)
R.B.C. Not Found
Others Nil
Bacteria Not Found


DR. SUMANA MAJUMDAR
M.B.B.S., MD
(PATHOLOGIST)



Patho Treat

DIAGNOSTIC CENTRE & POLYCLINIC

TEST REPORT

Regd. Off : 75, Dum Dum Road, Kolkata - 700 074

Phone No.: (033) 2560 3641 / 3642, (033) 6526 0026, (Infront of Motijheel College of Commerce)

ID NO: B/07/33
PT.NAME= MRS PUTUL CHAKRABORTY
SEX: F AGE: 32 YRS

DATE OF RECEIPT: 21.07.2021


DATE OF REPORT: 21.07.2021

Reference By: BANK OF BARODA

REPORT ON THE BIO-CHEMICAL EXAMINATION

<u>TEST</u>	<u>RESULT</u>	<u>UNIT</u>	<u>NORMAL VALUE</u>
SUGAR (F)	75	mg / dl	(70 - 110)
SUGAR (PP)	70.00	mg/dL	(110 -140)
CREATININE	0.70	mg /dL	(0.70 - 1.20)
URIC - ACID	4.92	mg/dL	(Male -3.4 - 7.0 Female - 2.4 - 5.7)
BUN	12.5	mg/dL	(5 - 23)
BUN/CREATININE	17.8/1		

DR. SUMANA MAJUMDAR
M.B.B.S., MD
(PATHOLOGIST)



Patho Treat

TEST REPORT

DIAGNOSTIC CENTRE & POLYCLINIC

Regd. Off : 75, Dum Dum Road, Kolkata - 700 074

Phone No.: (033) 2560 3641 / 3642, (033) 6526 0026, (Infront of Motijheel College of Commerce)

ID NO: B/07/33

PT.NAME= MRS PUTUL CHAKRABORTY

SEX: F AGE: 32 YRS

DATE OF RECEIPT: 21.07.2021

DATE OF REPORT: 21.07.2021

Reference By: BANK OF BARODA

TEST

RESULT

VALUE RANGE


COTININE TEST


NEGATIVE

(<200 ng / ml)

METHOD : - Qualitative Immunochromatographic Assay

SAMPLE : - URINE


DR.SUMANA MAJUMDAR
M.B.B.S.,MD
(PATHOLOGIST)



Patho Treat

DIAGNOSTIC CENTRE & POLYCLINIC

TEST REPORT

Regd. Off : 75, Dum Dum Road, Kolkata - 700 074
Phone No.: (033) 2560 3641 / 3642, (033) 6526 0026, (Infront of Motijheel College of Commerce)

ID NO: B/07/33
PT.NAME= MRS PUTUL CHAKRABORTY
SEX: F AGE: 32 YRS

DATE OF RECEIPT: 21.07.2021

DATE OF REPORT: 21.07.2021

Reference By: BANK OF BARODA

REPORT ON EXAMINATION OF BLOOD

INVESTIGATION


RESULT & UNIT

GLYCOSYLATED HB%
(HBAIC)

5.03%

REFERENCE RANGE : -

Below 6.0 % ----- Normal Value
6.0 % - 7.0 % ----- Good Control
7.0 % - 8.0 % ----- Fair Control
8.0 % - 10.0 % ----- Unsatisfactory Control
Above 10.0 % ----- Poor Control


DR.SUMANA MAJUMDAR
M.B.B.S.,MD
(PATHOLOGIST)



Patho Treat

TEST REPORT

DIAGNOSTIC CENTRE & POLYCLINIC

Regd. Off : 75, Dum Dum Road, Kolkata - 700 074

Phone No.: (033) 2560 3641 / 3642, (033) 6526 0026, (Infront of Motijheel College of Commerce)

ID NO: B/07/33

DATE OF RECEIPT: 21.07.2021


PT.NAME= MRS PUTUL CHAKRABORTY

DATE OF REPORT: 21.07.2021

SEX: F AGE: 32 YRS

Reference By: BANK OF BARODA

<u>INVESTIGATION</u>	<u>RESULT / UNIT</u>	<u>REFERENCE VALUE</u>
TOTAL TRI-iodothyronin (T3)	114 ng/dl	(60 – 181)
TOTAL THYROXINE (T4)	6.82 ng/dl	(4.5 – 10.9)
THYROID STIMULATING HORMONE	3.12 nl/ml	(0.35 – 5.5)


DR. SUMANA MAJUMDAR
M.B.B.S.,MD
(PATHOLOGIST)



Patho Treat

TEST REPORT

DIAGNOSTIC CENTRE & POLYCLINIC

Regd. Off : 75, Dum Dum Road, Kolkata - 700 074

Phone No.: (033) 2560 3641 / 3642, (033) 6526 0026, (Infront of Motijheel College of Commerce)

ID NO: B/07/33

PT.NAME= MRS PUTUL CHAKRABORTY

SEX: F AGE: 32 YRS


DATE OF RECEIPT: 21.07.2021


DATE OF REPORT: 21.07.2021

Reference By: BANK OF BARODA

HEMATOLOGY

<u>TEST</u>		<u>RESULT</u>
"ABO" GROUPING	:	"O"
Rh (D) FACTOR	:	POSITIVE




DR.SUMANA MAJUMDAR
M.B.B.S.,MD
(PATHOLOGIST)



Patho Treat

TEST REPORT

DIAGNOSTIC CENTRE & POLYCLINIC

Regd. Off : 75, Dum Dum Road, Kolkata - 700 074

Phone No.: (033) 2560 3641 / 3642, (033) 6526 0026, (Infront of Motijheel College of Commerce)

ID NO: B/07/33

PT.NAME= MRS PUTUL CHAKRABORTY

SEX: F AGE: 32 YRS

DATE OF RECEIPT: 21.07.2021


DATE OF REPORT: 21.07.2021

Reference By: BANK OF BARODA

REPORT ON THE BIO – CHEMICAL EXAMINATION

<u>TEST</u>	<u>RESULT</u>	<u>UNIT</u>	<u>NORMAL VALUE</u>
TRIGLYCERIDES	141.00	mg / dL	(65.00 – 170.00)
HDL - CHOLESTEROL	62.00	mg / dL	(30 . 00 – 55 . 00)
LDL - CHOLESTEROL (By Enzyaatic Mathod at 370C)	152.00	mg / dL	(Upto 150.00)
VLDL	28	mg / dL	(16 . 00 - 40 . 00)
CHOLESTEROL - TOTAL	242.00	mg / dL	(150 . 00 – 250 . 00)
LDL/HDL	2.45:1		
CHOLESTEROL TOTAL/HDL	3.90:1		

DR. SUMANA MAJUMDAR
M.B.B.S., MD(PATHOLOGIST)



Patho Treat

TEST REPORT

DIAGNOSTIC CENTRE & POLYCLINIC

Regd. Off : 75, Dum Dum Road, Kolkata - 700 074

Phone No.: (033) 2560 3641 / 3642, (033) 6526 0026, (Infront of Motijheel College of Commerce)

DATE OF RECEIPT: 21.07.2021

ID NO: B/07/33

PT.NAME= MRS PUTUL CHAKRABORTY

DATE OF REPORT: 21.07.2021

SEX: F AGE: 32 YRS

Reference By: BANK OF BARODA

TEST	RESULT & UNIT	NORMAL RANGE
HAEMOGLOBIN (Cyanmethmaglobin Method)	10.6 gm %	Male :- (13 - 18) Female :- (11.5 - 16.5)
Total R.B.C	3.65 Million / cmm	3.5 - 6.5 Million / cmm
Total W.B.C	5700 / cmm	(4000 - 11000) / cmm
Platelets Count	1.74 lac / cmm	(1.5 - 4.0) lac / cmm

Differential Count W.B.C


TEST	RESULT & UNIT	NORMAL RANGE
Neutrophils	55%	(40 - 80) %
Lymphocytes	37%	(20 - 40) %
Eosinophils	05%	(2 - 10) %
Monocytes	03 %	(1 - 6) %
Basophils	00 %	(0 - 2) %

Haemogram

TEST	RESULT & UNIT	NORMAL RANGE
PCV	30.5%	(38 - 54) %
MCV	83.8 Um ³	(77 - 93) Um ³
MCH	29.4 g %	(26 - 32) g %
MCHC	34.8 %	(27 - 35) %

Morphology of RBC : Normocytic, Normochromic.

ESR(Westergern Method): 1st Hour-21/mm (MALE : 0 -14 FEMALE : 0-20)


DR. SIMANA MAJUMDAR
M.B.B.S.,MD
(PATHOLOGIST)



Patho Treat

TEST REPORT

DIAGNOSTIC CENTRE & POLYCLINIC

Regd. Off : 75, Dum Dum Road, Kolkata - 700 074


Phone No.: (033) 2560 3641 / 3642, (033) 6526 0026, (Infront of Motijheel College of Commerce)

Patient Chakraborty, 32 yrs / Female
ht — 157 cm wt — 78 kg
bp — 106 / 84, Pulse — 76 bpm.

Dental — normal,
Skin — normal,
E.N.T — normal

all reports are normal, no abnormalities
found. She is physically fit
& fine.

Dr. Debasish Banerjee
M.B.B.S., MD (Medicine)
Reg. No. - 42951



Patho Treat

TEST REPORT

DIAGNOSTIC CENTRE & POLYCLINIC

Regd. Off : 75, Dum Dum Road, Kolkata - 700 074

Phone No.: (033) 2560 3641 / 3642, (033) 6526 0026, (Infront of Motijheel College of Commerce)

ID NO: B/07/33

PT.NAME= MRS PUTUL CHAKRABORTY

SEX: F AGE: 32 YRS

DATE OF RECEIPT: 21.07.2021

DATE OF REPORT: 21.07.2021

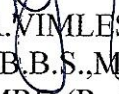
Reference By: BANK OF BARODA


DIGITAL X-RAY CHEST PA VIEW

- No focal lesion seen bilateral lung fields.
- Domes of diaphragms are smooth and regular.
- Costophrenic angles are clear.
- Cardiac shadow is normal.
- Mediastinum is central.
- Both hila are normal in position and density.
- Bony thorax shows no abnormality.

IMPRESSION

Normal Study.


DR. VIMLESH JI VIMAL
M.B.B.S., MD,
DMRD (Radiologist)



Patho Treat

TEST REPORT

DIAGNOSTIC CENTRE & POLYCLINIC

Regd. Off : 75, Dum Dum Road, Kolkata - 700 074

Phone No.: (033) 2560 3641 / 3642, (033) 6526 0026, (Infront of Motijheel College of Commerce)

Associate Code : D1

Received On : 22/07/2021

Patient's Name : MRS PUTUL CHAKRABORTY

Reported On : 22/07/2021

ID Number : 10109/G-905

Age/Sex : 32Y/FEMALE

Referred By : SELF

Sample Source :

ClinicPro/jhuump

Page 1 of 1

ULTRASONOGRAPHY OF WHOLE ABDOMEN

LIVER

It is normal (14.3 cm) in size. Parenchymal echotexture is raised . No focal parenchymal lesion is seen. Intrahepatic biliary radicles not dilated.

PORTA

PV : Normal in diameter with echofree lumen. PV measures 0.9 cm.

CD : Normal in caliber. No calculus is seen up to traceable part. CD measures 0.3 cm.

GALL BLADDER

It is partially contracted.

PANCREAS

Normal in size, shape & outline. No focal S.O.L. or calcification noted. Main pancreatic duct – not dilated.

SPLEEN

Spleen is normal in size (9.0 cm). Parenchymal echotexture is normal. Splenic vein at its hilum is not dilated.


KIDNEY

Both kidneys are normal in size , shape and outline. Cortical echogenicity appears normal on both sides. Central echocomplexes are normal. Corticomedullary differentiation is maintained. No evidence of stone, hydronephrosis or any mass lesion seen on either side.

DR. S. PAL
M.B.B.S.(KOL),
APUSC-CBET(WBUHS)
CONSULTANT SONOLOGIST


DR. V. J. VIMAL
MD,DMRD
CONSULTANT RADIOLOGIST

Checked by.....



Regd. Off : 75, Dum Dum Road, Kolkata - 700 074

Phone No.: (033) 2560 3641 / 3642, (033) 6526 0026, (Infront of Motijheel College of Commerce)

URETERS

Not visualized hence not dilated.

URINARY BLADDER

Urinary bladder is well distended and normal in wall thickness. No intraluminal pathology or intramural mass lesion seen.

UTERUS

It is bulky in size 11.5 x 4.5 x 5.7 cm. Myometrial echotexture appears homogeneous. Endometrial cavity in midline location. No focal lesion seen.

OVARIES

Both ovaries are normal in size, shape and echotexture.

POUCH OF DOUGLAS

No free fluid is visible in the pouch of Douglas.

No appreciable retroperitoneal lymphadenopathy noted at present.

No detectable ascites seen in peritoneal cavity.

IMPRESSION

- 1.Fatty liver.
- 2.Bulky uterus.

DR. S. PAL
M.B.B.S.(KOL),
APUSC-CBET(WBUHS)
CONSULTANT SONOLOGIST

DR. V. J. VIMAL
MD,DMRD
CONSULTANT RADIOLOGIST

Checked by.....