



Name: GARGI GUPTA	Ward: OPD
Lab ID: 00000110	Registration on: 10/02/2024 15:58:00
Age & Sex: 45 Year Female	Reported on: 16:37:30
Reference: VELOCITY HOSPITAL	Sample Type: BLOOD & URINE

CBC ESR

Test	Observed Value	Unit	Biological Reference Interval
Haemoglobin	7.55 L	g/dL	12.0 - 16.0
Total RBC	4.42	mill./cm	4.00 - 5.20
Total WBC	4890	/cmm	4000 - 11000
Platelet Count	365500	/cmm	150000 - 450000
HCT	27.4 L	%	36.0 - 48.0
MCV	62.0 L	fL	80.0 - 100.0
MCH	17.1 L	pg	27.0 - 32.0
MCHC	27.6 L	g/dL	31.5 - 36.0

DIFFERENTIAL COUNT

Neutrophils	65	%	40 - 70
Lymphocytes	30	%	20 - 40
Eosinophils	02	%	02-05
Monocytes	03	%	01-07
Basophils	00	%	00 - 02
Band Cells	00	%	0.0 - 6.0

ABSOLUTE DIFFERENTIAL COUNT

Neutrophils	3179	/cumm	2000 - 7000
Lymphocytes	1467	/cumm	1000 - 3000
Eosinophils	98	/cumm	20 - 500
Monocytes	147 L	/cumm	200 - 1000
Basophils	0	/cumm	0 - 100

GLR / NLR

(Neutrophil/Lymphocyte Ratio)

2.2

MENTZER INDEX

14.0

RDW-CV	18.2 H	%	11.1 - 14.1
RDW-SD	45.1	fL	
MPV	9.3	fL	
PCT	0.34	%	

DR. TEJAL BHATT
 MD. PATHOLOGIST





Name: GARGI GUPTA	Ward: OPD
Lab ID 00000110	Registration on: 10/02/2024 15:58:00
Age & Sex: 45 Year Female	Reported on: 16:37:30
Reference: VELOCITY HOSPITAL	Sample Type: BLOOD & URINE

PDW 18.2 %

PERIPHERAL SMEAR EXAMINATION


RBC Morphology Hypochromia (+), Microcytosis (+), Anisocytosis (+), Poikilocytosis (+)

WBC Morphology Appear normal, Immature cells are not seen .
Platelets in Smear Adequate.

Malarial Parasites Not Detected.

Note Advice for Serum Iron, Stool OBT,

ESR
AFTER 1 HOUR 25 H mm/hr 0.0 - 20.0



DR. TEJAL BHATT
MD. PATHOLOGIST





Name: GARGI GUPTA	Ward: OPD
Lab ID 00000110	Registration on: 10/02/2024 15:58:00
Age & Sex: 45 Year Female	Reported on: 16:37:30
Reference: VELOCITY HOSPITAL	Sample Type: BLOOD & URINE

BLOOD GROUP

<u>Test</u>	<u>Observed Value</u>	<u>Unit</u>	<u>Biological Reference Interval</u>
<u>Blood Group</u>	"A"		
<u>Rh Factor</u>	POSITIVE		

DR. TEJAL BHATT
MD. PATHOLOGIST





Name: GARGI GUPTA	Ward: OPD
Lab ID 00000110	Registration on: 10/02/2024 15:58:00
Age & Sex: 45 Year Female	Reported on: 16:37:30
Reference: VELOCITY HOSPITAL	Sample Type: BLOOD & URINE

BLOOD GLUCOSE TEST

Test	Observed Value	Unit	Biological Reference Interval
Sample	FLOURIDE PLASMA		
<u>FASTING (FBS)</u>			
Blood Sugar-F	81.6	mg/dL	70.00-110.00
<u>POST PRANDIAL (PPBS)</u>			
Blood Sugar-PP	96.4 L	mg/dL	110.0 - 140.0

DR. TEJAL BHATT
MD. PATHOLOGIST





Name: **GARGI GUPTA**
Lab ID: **00000110**
Age & Sex: **45 Year | Female**
Reference: **VELOCITY HOSPITAL**


Ward: **OPD**
Registration on: **10/02/2024 15:58:00**
Reported on: **16:37:31**
Sample Type: **BLOOD & URINE**

HEMOGLOBIN A1c TEST

Test	Observed Value	Unit	Biological Reference Interval
<u>HbA1c</u>	5.29	%	> 8 : Action Suggested 7-8 : Good control < 7 : Goal 6.2-7 : Near Normal Glycemia < 6.2 : Non-diabetic Level
Mean Blood Glucose	105.1	mg/dL	80.0 - 140.0

Importance of HbA1c - Glycated Hb. in Diabetes Mellitus

- HbA1c, also known as Glycated Hemoglobin is the most important test for the assessment of long term blood glucose control (also called glycemic control)
- HbA1c reflects mean blood glucose concentration over past 6-8 weeks and provides a much better indication of long term glycemic control than blood glucose determination
- HbA1c is formed by non-enzymatic reaction between glucose and Hb. , this reaction is irreversible and therefore remains unaffected by short term fluctuations in blood glucose levels.
- Long term complications of diabetes such as retinopathy-eye complications, nephropathy-kidney complications and neuropathy-nerve complications, are potentially serious and can lead to blindness, kidney failure etc.
- Glycemic control monitored by HbA1c measurement using HPLC method-(Gold Standard) is considered most important. (Ref. National Glycohemoglobin Standardization Program -NGSP).



DR. TEJAL BHATT
MD. PATHOLOGIST






Name: **GARGI GUPTA**
Lab ID: **00000110**
Age & Sex: **45 Year | Female**
Reference: **VELOCITY HOSPITAL**

Ward: **OPD**
Registration on: **10/02/2024 15:58:00**
Reported on: **16:37:31**
Sample Type: **BLOOD & URINE**

LIPID PROFILE

Test	Observed Value	Unit	Biological Reference Interval
Sample	Fasting Blood Serum		
Cholesterol	138.7	mg/dL	<200 Desirable 200-29 Borderline >240 High
Triglyceride	61.7	mg/dL	<150 Normal 150-199 Borderline 200-499 High >=500 Very High
HDL Cholesterol	45.8	mg/dL	40-60
VLDL	12.34	mg/dL	0.00 - 30.00
LDL Cholesterol	80.56	mg/dL	< 130 : Optimal 130 - 159 : Borderline High 160 - 189 : High >= 190 : Very High
LDL Chol. / HDL Chol. Ratio	1.76		1.0 - 3.4
Cholesterol / HDL Chol. Ratio	3.0		0 - 3.5
Total Lipid	438.8	mg/dl	400.0 - 1000.0



DR. TEJAL BHATT
MD. PATHOLOGIST





Name: GARGI GUPTA	Ward: OPD
Lab ID 00000110	Registration on: 10/02/2024 15:58:00
Age & Sex: 45 Year Female	Reported on: 16:37:31
Reference: VELOCITY HOSPITAL	Sample Type: BLOOD & URINE

RENAL FUNCTION TEST

Test		Unit	
S. Creatinine	0.77	mg/dL	0.5-1.30
Bl. Urea	22.3	mg/dL	10.0 - 40.0
BUN	10.4	mg/dl	6.0 - 22.0
Uric Acid	3.29	mg/dL	2.6 - 6.0

PROTEINS

Total Protein	6.8	g/dL	6.0 - 8.0
Albumin	4.64	g/dL	3.50 - 5.50
Globulin	2.2 L	g/dL	2.5 - 4.0
A/G Ratio	2.1		

Bhatt

DR. TEJAL BHATT
MD. PATHOLOGIST





Name: GARGI GUPTA	Ward: OPD
Lab ID: 00000110	Registration on: 10/02/2024 15:58:00
Age & Sex: 45 Year Female	Reported on: 16:37:31
Reference: VELOCITY HOSPITAL	Sample Type: BLOOD & URINE

LIVER FUNCTION TEST

Test	Observed Value	Unit	Biological Reference Interval
BILIRUBIN			
Total Bilirubin	0.3	mg/dL	0.00 - 1.20
Direct Bilirubin	0.2	mg/dL	0.00 - 0.40
Indirect Bilirubin	0.10	mg/dL	0.00 - 1.00
SGPT(ALT)	16.8	U/L	0.0 - 40.0
SGOT (AST)	18.3	U/L	0.0 - 46.0
Alkaline Phosphatase	219.8	U/L	64.0 - 306.0
PROTEINS			
Total Protein	6.8	g/dL	6.0 - 8.0
Albumin	4.64	g/dL	3.50 - 5.50
Globulin	2.2 L	g/dL	2.5 - 4.0
A/G Ratio	2.1		

Bhatt

DR. TEJAL BHATT
MD. PATHOLOGIST






Name: GARGI GUPTA	Ward: OPD
Lab ID: 00000110	Registration on: 10/02/2024 15:58:00
Age & Sex: 45 Year Female	Reported on: 16:37:31
Reference: VELOCITY HOSPITAL	Sample Type: BLOOD & URINE

URINE ANALYSIS

Test	Observed Value	Unit	Biological Reference Interval
Sample	Fresh Urine		
<u>PHYSICAL EXAMINATION</u>			
Quantity	10.0	mL	
Colour	Pale-Yellow		
Appearance	Clear		Clear
pH	6.0		
Specific Gravity	1.015		
Sediments	Absent		Absent
<u>CHEMICAL EXAMINATION</u>			
Protein (Albumin)	Absent		Absent
Sugar	Absent		Absent
Bile Salts	Absent		Absent
Bile Pigment	Absent		Absent
Ketone	Absent		Absent
Occult Blood	Absent		Absent
Nitrite	Absent		Absent
Leukocyte Esterase	Absent		Absent
Urobilinogen	Normal		Normal
<u>MICROSCOPIC EXAMINATION</u>			
Pus Cells	Occasional	/hpf	Absent
Red Blood Cells	Absent	/hpf	Absent
Epithelial Cells	Absent	/hpf	Absent
Crystals	Absent		Absent
Amorphous material	Absent		Absent
Casts	Absent		Absent
Yeast	Absent		Absent
Bacteria	Absent		Absent

--- End of Report ---



DR. TEJAL BHATT
 MD. PATHOLOGIST

