

INDRA DIAGNOSTIC CENTRE

Add: Kamla Nehru Road, Old Katra, Prayagraj

Ph: 9235447965, 0532-2548257

CIN : U85110DL2003PLC308206

Patient Name	: Mrs.PREETI KUMARI-183020	Registered On	: 23/Oct/2021 11:37:26
Age/Gender	: 40 Y 4 M 24 D /F	Collected	: 23/Oct/2021 11:52:23
UHID/MR NO	: ALDP.0000083812	Received	: 23/Oct/2021 13:01:05
Visit ID	: ALDPO218722122	Reported	: 23/Oct/2021 15:04:19
Ref Doctor	: Dr.Mediwheel - Arcofemi Health Care Ltd.	Status	: Final Report

DEPARTMENT OF HAEMATOLOGY

MEDIWHEEL BANK OF BARODA FEMALE ABOVE 40 YRS

Test Name	Result	Unit	Bio. Ref. Interval	Method
Blood Group (ABO & Rh typing) * , Blood				
Blood Group	O			
Rh (Anti-D)	POSITIVE			
COMPLETE BLOOD COUNT (CBC) * , Blood				
Haemoglobin	11.60	mg/dl	Male-13.5-17.5 mg/dl Female-12.0-15.5mg/dl	
TLC (WBC)	8,400.00	/Cu mm	4000-10000	ELECTRONIC IMPEDANCE
DLC				
Polymorphs (Neutrophils)	75.00	%	55-70	ELECTRONIC IMPEDANCE
Lymphocytes	17.00	%	25-40	ELECTRONIC IMPEDANCE
Monocytes	4.00	%	3-5	ELECTRONIC IMPEDANCE
Eosinophils	4.00	%	1-6	ELECTRONIC IMPEDANCE
Basophils	0.00	%	< 1	ELECTRONIC IMPEDANCE
ESR				
Observed	16.00	Mm for 1st hr.		
Corrected	-	Mm for 1st hr.	< 20	
PCV (HCT)	30.00	cc %	40-54	
Platelet count				
Platelet Count	1.61	LACS/cu mm	1.5-4.0	ELECTRONIC IMPEDANCE/MICROSCOPIC
PDW (Platelet Distribution width)	15.60	fL	9-17	ELECTRONIC IMPEDANCE
P-LCR (Platelet Large Cell Ratio)	66.00	%	35-60	ELECTRONIC IMPEDANCE
PCT (Platelet Hematocrit)	0.26	%	0.108-0.282	ELECTRONIC IMPEDANCE
MPV (Mean Platelet Volume)	16.00	fL	6.5-12.0	ELECTRONIC IMPEDANCE
RBC Count				
RBC Count	3.81	Mill./cu mm	3.7-5.0	ELECTRONIC IMPEDANCE
Blood Indices (MCV, MCH, MCHC)				
MCV	79.50	fl	80-100	CALCULATED PARAMETER
MCH	30.40	pg	28-35	CALCULATED PARAMETER
MCHC	38.20	%	30-38	CALCULATED PARAMETER
RDW-CV	13.80	%	11-16	ELECTRONIC IMPEDANCE
RDW-SD	52.60	fL	35-60	ELECTRONIC IMPEDANCE
Absolute Neutrophils Count	6,300.00	/cu mm	3000-7000	
Absolute Eosinophils Count (AEC)	336.00	/cu mm	40-440	

INDRA DIAGNOSTIC CENTRE

Add: Kamla Nehru Road, Old Katra, Prayagraj

Ph: 9235447965, 0532-2548257

CIN : U85110DL2003PLC308206

Patient Name	: Mrs.PREETI KUMARI-183020	Registered On	: 23/Oct/2021 11:37:26
Age/Gender	: 40 Y 4 M 24 D /F	Collected	: 23/Oct/2021 11:52:23
UHID/MR NO	: ALDP.0000083812	Received	: 23/Oct/2021 13:01:05
Visit ID	: ALDP0218722122	Reported	: 23/Oct/2021 15:04:19
Ref Doctor	: Dr.Mediwheel - Arcofemi Health Care Ltd.	Status	: Final Report

DEPARTMENT OF HAEMATOLOGY

MEDIWHEEL BANK OF BARODA FEMALE ABOVE 40 YRS

Test Name	Result	Unit	Bio. Ref. Interval	Method
-----------	--------	------	--------------------	--------



A handwritten signature in black ink, appearing to read 'Akanksha Singh'.

Dr. Akanksha Singh (MD Pathology)

INDRA DIAGNOSTIC CENTRE

Add: Kamla Nehru Road, Old Katra, Prayagraj

Ph: 9235447965, 0532-2548257

CIN : U85110DL2003PLC308206

Patient Name	: Mrs.PREETI KUMARI-183020	Registered On	: 23/Oct/2021 11:37:27
Age/Gender	: 40 Y 4 M 24 D /F	Collected	: 23/Oct/2021 14:13:31
UHID/MR NO	: ALDP.0000083812	Received	: 23/Oct/2021 14:42:21
Visit ID	: ALDPO218722122	Reported	: 23/Oct/2021 15:25:57
Ref Doctor	: Dr.Mediwheel - Arcofemi Health Care Ltd.	Status	: Final Report

DEPARTMENT OF BIOCHEMISTRY

MEDIWHEEL BANK OF BARODA FEMALE ABOVE 40 YRS

Test Name	Result	Unit	Bio. Ref. Interval	Method
Glucose Fasting <i>Sample: Plasma</i>	89.50	mg/dl	< 100 Normal 100-125 Pre-diabetes ≥ 126 Diabetes	GOD POD

Interpretation:

- Kindly correlate clinically with intake of hypoglycemic agents, drug dosage variations and other drug interactions.
- A negative test result only shows that the person does not have diabetes at the time of testing. It does not mean that the person will never get diabetes in future, which is why an Annual Health Check up is essential.
- I.G.T = Impaired Glucose Tolerance.

Glucose PP <i>Sample: Plasma After Meal</i>	126.40	mg/dl	<140 Normal 140-199 Pre-diabetes >200 Diabetes	GOD POD
---	--------	-------	--	---------

Interpretation:

- Kindly correlate clinically with intake of hypoglycemic agents, drug dosage variations and other drug interactions.
- A negative test result only shows that the person does not have diabetes at the time of testing. It does not mean that the person will never get diabetes in future, which is why an Annual Health Check up is essential.
- I.G.T = Impaired Glucose Tolerance.




Dr. Akanksha Singh (MD Pathology)

INDRA DIAGNOSTIC CENTRE

Add: Kamla Nehru Road, Old Katra, Prayagraj

Ph: 9235447965, 0532-2548257

CIN : U85110DL2003PLC308206

Patient Name	: Mrs.PREETI KUMARI-183020	Registered On	: 23/Oct/2021 11:37:27
Age/Gender	: 40 Y 4 M 24 D /F	Collected	: 23/Oct/2021 11:52:23
UHID/MR NO	: ALDP.0000083812	Received	: 24/Oct/2021 10:53:28
Visit ID	: ALDPO218722122	Reported	: 24/Oct/2021 12:24:51
Ref Doctor	: Dr.Mediwheel - Arcofemi Health Care Ltd.	Status	: Final Report

DEPARTMENT OF BIOCHEMISTRY

MEDIWHEEL BANK OF BARODA FEMALE ABOVE 40 YRS

Test Name	Result	Unit	Bio. Ref. Interval	Method
-----------	--------	------	--------------------	--------

GLYCOSYLATED HAEMOGLOBIN (HBA1C) **, EDTA BLOOD

Glycosylated Haemoglobin (HbA1c)	5.10	% NGSP		HPLC (NGSP)
Glycosylated Haemoglobin (Hb-A1c)	32.00	mmol/mol/IFCC		
Estimated Average Glucose (eAG)	99	mg/dl		

Interpretation:

NOTE:-

- eAG is directly related to A1c.
- An A1c of 7% -the goal for most people with diabetes-is the equivalent of an eAG of 154 mg/dl.
- eAG may help facilitate a better understanding of actual daily control helping you and your health care provider to make necessary changes to your diet and physical activity to improve overall diabetes management.

The following ranges may be used for interpretation of results. However, factors such as duration of diabetes, adherence to therapy and the age of the patient should also be considered in assessing the degree of blood glucose control.

Haemoglobin A1C (%)NGSP	mmol/mol / IFCC Unit	eAG (mg/dl)	Degree of Glucose Control Unit
> 8	>63.9	>183	Action Suggested*
7-8	53.0 -63.9	154-183	Fair Control
< 7	<63.9	<154	Goal**
6-7	42.1 -63.9	126-154	Near-normal glycemia
< 6%	<42.1	<126	Non-diabetic level

*High risk of developing long term complications such as Retinopathy, Nephropathy, Neuropathy, Cardiopathy, etc.

**Some danger of hypoglycemic reaction in Type 1 diabetics. Some glucose intolerant individuals and "subclinical" diabetics may demonstrate HbA1C levels in this area.

N.B. : Test carried out on Automated G8 90 SL TOSOH HPLC Analyser.

INDRA DIAGNOSTIC CENTRE

Add: Kamla Nehru Road, Old Katra, Prayagraj

Ph: 9235447965, 0532-2548257

CIN : U85110DL2003PLC308206

Patient Name	: Mrs.PREETI KUMARI-183020	Registered On	: 23/Oct/2021 11:37:27
Age/Gender	: 40 Y 4 M 24 D /F	Collected	: 23/Oct/2021 11:52:23
UHID/MR NO	: ALDP.0000083812	Received	: 24/Oct/2021 10:53:28
Visit ID	: ALDP0218722122	Reported	: 24/Oct/2021 12:24:51
Ref Doctor	: Dr.Mediwheel - Arcofemi Health Care Ltd.	Status	: Final Report

DEPARTMENT OF BIOCHEMISTRY

MEDIWHEEL BANK OF BARODA FEMALE ABOVE 40 YRS

Test Name	Result	Unit	Bio. Ref. Interval	Method
-----------	--------	------	--------------------	--------

Clinical Implications:

*Values are frequently increased in persons with poorly controlled or newly diagnosed diabetes.

*With optimal control, the HbA 1c moves toward normal levels.


*A diabetic patient who recently comes under good control may still show higher concentrations of glycosylated hemoglobin. This level declines gradually over several months as nearly normal glycosylated *Increases in glycosylated hemoglobin occur in the following non-diabetic conditions: a. Iron-deficiency anemia b. Splenectomy
c. Alcohol toxicity d. Lead toxicity

*Decreases in A 1c occur in the following non-diabetic conditions: a. Hemolytic anemia b. chronic blood loss

*Pregnancy d. chronic renal failure. Interfering Factors:

*Presence of Hb F and H causes falsely elevated values. 2. Presence of Hb S, C, E, D, G, and Lepore (autosomal recessive mutation resulting in a hemoglobinopathy) causes falsely decreased values.




Dr. Anupam Singh
M.B.B.S, M.D. (Pathology)

INDRA DIAGNOSTIC CENTRE

Add: Kamla Nehru Road, Old Katra, Prayagraj

Ph: 9235447965, 0532-2548257

CIN : U85110DL2003PLC308206

Patient Name	: Mrs.PREETI KUMARI-183020	Registered On	: 23/Oct/2021 11:37:27
Age/Gender	: 40 Y 4 M 24 D /F	Collected	: 23/Oct/2021 11:52:23
UHID/MR NO	: ALDP.0000083812	Received	: 23/Oct/2021 13:01:05
Visit ID	: ALDPO218722122	Reported	: 23/Oct/2021 14:50:07
Ref Doctor	: Dr.Mediwheel - Arcofemi Health Care Ltd.	Status	: Final Report

DEPARTMENT OF BIOCHEMISTRY

MEDIWHEEL BANK OF BARODA FEMALE ABOVE 40 YRS

Test Name	Result	Unit	Bio. Ref. Interval	Method
BUN (Blood Urea Nitrogen) * <i>Sample:Serum</i>	7.00	mg/dL	7.0-23.0	CALCULATED
Creatinine <i>Sample:Serum</i>	0.60	mg/dl	0.5-1.2	MODIFIED JAFFES
e-GFR (Estimated Glomerular Filtration Rate) <i>Sample:Serum</i>	114.00	ml/min/1.73m ²	90-120 Normal - 60-89 Near Normal	CALCULATED
Uric Acid <i>Sample:Serum</i>	3.58	mg/dl	2.5-6.0	URICASE
L.F.T.(WITH GAMMA GT) * , Serum				
SGOT / Aspartate Aminotransferase (AST)	33.10	U/L	< 35	IFCC WITHOUT P5P
SGPT / Alanine Aminotransferase (ALT)	27.70	U/L	< 40	IFCC WITHOUT P5P
Gamma GT (GGT)	18.10	IU/L	11-50	OPTIMIZED SZAIZING
Protein	6.00	gm/dl	6.2-8.0	BIRUET
Albumin	3.60	gm/dl	3.8-5.4	B.C.G.
Globulin	2.40	gm/dl	1.8-3.6	CALCULATED
A:G Ratio	1.50		1.1-2.0	CALCULATED
Alkaline Phosphatase (Total)	131.70	U/L	42.0-165.0	IFCC METHOD
Bilirubin (Total)	0.50	mg/dl	0.3-1.2	JENDRASSIK & GROF
Bilirubin (Direct)	0.20	mg/dl	< 0.30	JENDRASSIK & GROF
Bilirubin (Indirect)	0.30	mg/dl	< 0.8	JENDRASSIK & GROF
LIPID PROFILE (MINI) * , Serum				
Cholesterol (Total)	157.00	mg/dl	<200 Desirable 200-239 Borderline High > 240 High	CHOD-PAP
HDL Cholesterol (Good Cholesterol)	50.10	mg/dl	30-70	DIRECT ENZYMATI
LDL Cholesterol (Bad Cholesterol)	92	mg/dl	< 100 Optimal 100-129 Nr. Optimal/Above Optimal 130-159 Borderline High 160-189 High > 190 Very High	CALCULATED
VLDL	15.02	mg/dl	10-33	CALCULATED
Triglycerides	75.10	mg/dl	< 150 Normal 150-199 Borderline High	GPO-PAP

INDRA DIAGNOSTIC CENTRE

Add: Kamla Nehru Road, Old Katra, Prayagraj

Ph: 9235447965, 0532-2548257

CIN : U85110DL2003PLC308206

Patient Name	: Mrs.PREETI KUMARI-183020	Registered On	: 23/Oct/2021 11:37:27
Age/Gender	: 40 Y 4 M 24 D /F	Collected	: 23/Oct/2021 11:52:23
UHID/MR NO	: ALDP.0000083812	Received	: 23/Oct/2021 13:01:05
Visit ID	: ALDP0218722122	Reported	: 23/Oct/2021 14:50:07
Ref Doctor	: Dr.Mediwheel - Arcofemi Health Care Ltd.	Status	: Final Report

DEPARTMENT OF BIOCHEMISTRY

MEDIWHEEL BANK OF BARODA FEMALE ABOVE 40 YRS

Test Name	Result	Unit	Bio. Ref. Interval	Method
-----------	--------	------	--------------------	--------

200-499 High
>500 Very High



A handwritten signature in black ink, appearing to read 'Akanksha Singh'.

Dr. Akanksha Singh (MD Pathology)

INDRA DIAGNOSTIC CENTRE

Add: Kamla Nehru Road, Old Katra, Prayagraj

Ph: 9235447965, 0532-2548257

CIN : U85110DL2003PLC308206

Patient Name	: Mrs.PREETI KUMARI-183020	Registered On	: 23/Oct/2021 11:37:27
Age/Gender	: 40 Y 4 M 24 D /F	Collected	: 23/Oct/2021 14:16:28
UHID/MR NO	: ALDP.0000083812	Received	: 23/Oct/2021 14:42:21
Visit ID	: ALDP0218722122	Reported	: 23/Oct/2021 15:39:51
Ref Doctor	: Dr.Mediwheel - Arcofemi Health Care Ltd.	Status	: Final Report

DEPARTMENT OF CLINICAL PATHOLOGY

MEDIWHEEL BANK OF BARODA FEMALE ABOVE 40 YRS

Test Name	Result	Unit	Bio. Ref. Interval	Method
-----------	--------	------	--------------------	--------

URINE EXAMINATION, ROUTINE * , Urine

Color	LIGHT YELLOW			
Specific Gravity	1.030			
Reaction PH	Acidic (6.0)			DIPSTICK
Protein	ABSENT	mg %	< 10 Absent 10-40 (+) 40-200 (++) 200-500 (+++) > 500 (++++)	DIPSTICK
Sugar	ABSENT	gms%	< 0.5 (+) 0.5-1.0 (++) 1-2 (+++) > 2 (++++)	DIPSTICK
Ketone	ABSENT			DIPSTICK
Bile Salts	ABSENT			
Bile Pigments	ABSENT			
Urobilinogen(1:20 dilution)	ABSENT			
Microscopic Examination:				
Epithelial cells	1-3/h.p.f			MICROSCOPIC EXAMINATION
Pus cells	6-8/h.p.f			MICROSCOPIC EXAMINATION
RBCs	ABSENT			MICROSCOPIC EXAMINATION
Cast	ABSENT			
Crystals	ABSENT			MICROSCOPIC EXAMINATION
Others	ABSENT			

SUGAR, FASTING STAGE * , Urine

Sugar, Fasting stage	ABSENT	gms%
----------------------	--------	------

Interpretation:

(+)	< 0.5
(++)	0.5-1.0
(+++)	1-2
(++++)	> 2

INDRA DIAGNOSTIC CENTRE

Add: Kamla Nehru Road, Old Katra, Prayagraj

Ph: 9235447965, 0532-2548257

CIN : U85110DL2003PLC308206

Patient Name	: Mrs. PREETI KUMARI-183020	Registered On	: 23/Oct/2021 11:37:27
Age/Gender	: 40 Y 4 M 24 D /F	Collected	: 23/Oct/2021 14:16:28
UHID/MR NO	: ALDP.0000083812	Received	: 23/Oct/2021 14:42:21
Visit ID	: ALDP0218722122	Reported	: 23/Oct/2021 15:39:51
Ref Doctor	: Dr. Mediwheel - Arcofemi Health Care Ltd.	Status	: Final Report

DEPARTMENT OF CLINICAL PATHOLOGY

MEDIWHEEL BANK OF BARODA FEMALE ABOVE 40 YRS

Test Name	Result	Unit	Bio. Ref. Interval	Method
-----------	--------	------	--------------------	--------

SUGAR, PP STAGE * , Urine

Sugar, PP Stage ABSENT

Interpretation:

- (+) < 0.5 gms%
- (++) 0.5-1.0 gms%
- (+++) 1-2 gms%
- (++++) > 2 gms%



A handwritten signature in black ink, appearing to read 'Akanksha Singh'.

Dr. Akanksha Singh (MD Pathology)

INDRA DIAGNOSTIC CENTRE

Add: Kamla Nehru Road, Old Katra, Prayagraj

Ph: 9235447965, 0532-2548257

CIN : U85110DL2003PLC308206

Patient Name	: Mrs.PREETI KUMARI-183020	Registered On	: 23/Oct/2021 11:37:27
Age/Gender	: 40 Y 4 M 24 D /F	Collected	: 23/Oct/2021 11:52:23
UHID/MR NO	: ALDP.0000083812	Received	: 24/Oct/2021 10:24:27
Visit ID	: ALDP0218722122	Reported	: 24/Oct/2021 11:50:36
Ref Doctor	: Dr.Mediwheel - Arcofemi Health Care Ltd.	Status	: Final Report

DEPARTMENT OF IMMUNOLOGY

MEDIWHEEL BANK OF BARODA FEMALE ABOVE 40 YRS

Test Name	Result	Unit	Bio. Ref. Interval	Method
-----------	--------	------	--------------------	--------

THYROID PROFILE - TOTAL ** , Serum

T3, Total (tri-iodothyronine)	136.62	ng/dl	84.61–201.7	CLIA
T4, Total (Thyroxine)	9.34	ug/dl	3.2-12.6	CLIA
TSH (Thyroid Stimulating Hormone)	3.23	μIU/mL	0.27 - 5.5	CLIA

Interpretation:

0.3-4.5	μIU/mL	First Trimester
0.5-4.6	μIU/mL	Second Trimester
0.8-5.2	μIU/mL	Third Trimester
0.5-8.9	μIU/mL	Adults 55-87 Years
0.7-27	μIU/mL	Premature 28-36 Week
2.3-13.2	μIU/mL	Cord Blood > 37Week
0.7-64	μIU/mL	Child(21 wk - 20 Yrs.)
1-39	μIU/mL	Child 0-4 Days
1.7-9.1	μIU/mL	Child 2-20 Week

1) Patients having low T3 and T4 levels but high TSH levels suffer from primary hypothyroidism, cretinism, juvenile myxedema or autoimmune disorders.

2) Patients having high T3 and T4 levels but low TSH levels suffer from Grave's disease, toxic adenoma or sub-acute thyroiditis.

3) Patients having either low or normal T3 and T4 levels but low TSH values suffer from iodine deficiency or secondary hypothyroidism.

4) Patients having high T3 and T4 levels but normal TSH levels may suffer from toxic multinodular goiter. This condition is mostly asymptomatic and may cause transient hyperthyroidism but no persistent symptoms.


5) Patients with high or normal T3 and T4 levels and low or normal TSH levels suffer either from T3 toxicosis or T4 toxicosis respectively.

6) In patients with non thyroidal illness abnormal test results are not necessarily indicative of thyroidism but may be due to adaptation to the catabolic state and may revert to normal when the patient recovers.

7) There are many drugs for eg. Glucocorticoids, Dopamine, Lithium, Iodides, Oral radiographic dyes, etc. which may affect the thyroid function tests.

8) Generally when total T3 and total T4 results are indecisive then Free T3 and Free T4 tests are recommended for further confirmation along with TSH levels.




Dr. Anupam Singh
M.B.B.S, M.D. (Pathology)

INDRA DIAGNOSTIC CENTRE

Add: Kamla Nehru Road, Old Katra, Prayagraj

Ph: 9235447965, 0532-2548257

CIN : U85110DL2003PLC308206

Patient Name	: Mrs.PREETI KUMARI-183020	Registered On	: 23/Oct/2021 11:37:27
Age/Gender	: 40 Y 4 M 24 D /F	Collected	: N/A
UHID/MR NO	: ALDP.0000083812	Received	: N/A
Visit ID	: ALDP0218722122	Reported	: 23/Oct/2021 15:12:21
Ref Doctor	: Dr.Mediwheel - Arcofemi Health Care Ltd.	Status	: Final Report

DEPARTMENT OF X-RAY

MEDIWHEEL BANK OF BARODA FEMALE ABOVE 40 YRS

X-RAY DIGITAL CHEST PA *

X-RAY REPORT

(300 mA COMPUTERISED UNIT SPOT FILM DEVICE)


CHEST P-A VIEW

- Soft tissue shadow appears normal.
 - Bony cage is normal.
 - Diaphragmatic shadows are normal on both sides.
 - Costo-phrenic angles are bilaterally clear.
 - Trachea is central in position.
 - Cardiac size & contours are normal.
 - Hilar shadows are normal.
 - Pulmonary vascularity & distribution are normal.
 - Pulmonary parenchyma did not reveal any significant lesion.
- **NO SIGNIFICANT RADIOLOGICAL ABNORMALITY SEEN ON PRESENT STUDY.**

IMPRESSION :

Please correlate clinically.




DR. ANIL KUMAR
MD (Radiology)

INDRA DIAGNOSTIC CENTRE

Add: Kamla Nehru Road, Old Katra, Prayagraj

Ph: 9235447965, 0532-2548257

CIN : U85110DL2003PLC308206

Patient Name	: Mrs. PREETI KUMARI-183020	Registered On	: 23/Oct/2021 11:37:28
Age/Gender	: 40 Y 4 M 24 D /F	Collected	: N/A
UHID/MR NO	: ALDP.0000083812	Received	: N/A
Visit ID	: ALDP0218722122	Reported	: 23/Oct/2021 14:29:10
Ref Doctor	: Dr. Mediwheel - Arcofemi Health Care Ltd.	Status	: Final Report

DEPARTMENT OF ULTRASOUND

MEDIWHEEL BANK OF BARODA FEMALE ABOVE 40 YRS

ULTRASOUND WHOLE ABDOMEN (UPPER & LOWER) *

The liver is normal in size (13.5 cm), shape and echogenicity. No focal lesion is seen. No intra hepatic biliary radicle dilation seen.

Gall bladder is well distended and show a large calculus of size 21 mm at neck region.

Portal vein and CBD are not dilated.

Pancreas is normal in size, shape and echogenicity.

Spleen is normal in size (9.2 cm), shape and echogenicity.

Right kidney is normal in size, shape and echogenicity. No focal lesion or calculus seen. Right pelvicalyceal system is not dilated.

Right kidney measures : 9.1 x 3.9 cm

Left kidney is normal in size, shape and echogenicity. No focal lesion or calculus seen. Left pelvicalyceal system is not dilated.

Left kidney measures : 9.9 x 4.2 cm

Urinary bladder is empty.


High Resolution USG - No abnormal bowel wall thickening or bowel loop dilatation is seen. Ileocecal junction and cecum is seen normally. Appendix is not visualized. No mesenteric lymphadenopathy is seen

IMPRESSION: Cholelithiasis.

Please correlate clinically.

Note :- Impression is a professional opinion & not a diagnosis (Not for medico legal purpose). All modern machine / procedures have their limitations. If there is variance clinically this examination may be repeated or re-evaluated by other investigations. Discrepancies due to technical or typing errors should be reported for correction within seven days. No compensation liability stands




DR. ANIL KUMAR
MD (Radiology)

INDRA DIAGNOSTIC CENTRE

Add: Kamla Nehru Road, Old Katra, Prayagraj

Ph: 9235447965, 0532-2548257

CIN : U85110DL2003PLC308206

Patient Name	: Mrs. PREETI KUMARI-183020	Registered On	: 23/Oct/2021 11:37:28
Age/Gender	: 40 Y 4 M 24 D /F	Collected	: N/A
UHID/MR NO	: ALDP.0000083812	Received	: N/A
Visit ID	: ALDP0218722122	Reported	: 24/Oct/2021 10:31:13
Ref Doctor	: Dr. Mediwheel - Arcofemi Health Care Ltd.	Status	: Final Report

DEPARTMENT OF TMT

MEDIWHEEL BANK OF BARODA FEMALE ABOVE 40 YRS

TREAD MILL TEST *

NORMAL

*** End Of Report ***

(**) Test Performed at Chandan Speciality Lab.

Result/s to Follow:

STOOL, ROUTINE EXAMINATION, ECG / EKG, PAP SMEAR FOR CYTOLOGICAL EXAMINATION




Dr. R K VERMA
MBBS, PGDGM

This report is not for medico legal purpose. If clinical correlation is not established, kindly repeat the test at no additional cost within seven days.

Facilities: Pathology, Bedside Sample Collection, Health Check-ups, Digital X-Ray, ECG (Bedside also), Allergy Testing, Test And Health Check-ups, Ultrasonography, Sonomammography, Bone Mineral Density (BMD), Doppler Studies, 2D Echo, CT Scan, MRI, Blood Bank, TMT, EEG, PFT, OPG, Endoscopy, Digital Mammography, Electromyography (EMG), Nerve Conduction Velocity (NCV), Audiometry, Brainstem Evoked Response Audiometry (BERA), Colonoscopy, Ambulance Services, Online Booking Facilities for Diagnostics, Online Report Viewing *

365 Days Open

*Facilities Available at Select Location