



PARKLINE DIAGNOSTICS PVT. LTD.

L.G. 3, 4 & 5, Bhuvana Towers, S.D. Road, Secunderabad - 500 003.
Tel : +91 40-2784 5852, 6649 1787, 7995421787, 7093445852, Fax : +91 40 2784 7864
Email parklinediagnostics@gmail.com www.parklinediagnostics.com



NABL Accredited
Certificate No.MC-2566


MEDICAL EXAMINATION REPORT

01/02/2022

Name	MS. Gangaram Srujana		Date :	10/02/2022		
Company	C/O: Mediwheel		Reg. No. :	1759194		
Contact No.	9985997649		Sex	<input type="checkbox"/> M <input checked="" type="checkbox"/> F	Age :	<input type="checkbox"/> 20 <input checked="" type="checkbox"/> 22
Type	Pre-Emp		Emp. No.:	Spouse		
	Overseas		Height	149 cms		
	Annual	<input checked="" type="checkbox"/>	Weight	55 kgs		
Remarks	<p>- Advised to improve hb levels. - Mildly elevated ESR. ? cause. Advice follow up. - Rest all parameters within (N) limits.</p>					
Fitness Status	Medically Fit / Unfit		Physician's Signature			

DR. PRIYANKA SANNIDHI
MBBS
Regn No. 11351

COMPREHENSIVE MEDICAL EXAMINATION REPORT



NAME Ms. Gangaram Srijana

AGE 27 yr / Female

MARITAL STATUS Married CHILDREN : M F

IDENTIFICATION (IF ANY) A mole on the (L) side of neck.

PAST HISTORY

Any family H/o : High Blood Pressure, Heart Disease, Tuberculosis, Diabetes, Asthma, Cancer

Mother Father

Any personal H/o Major illness like : Typhoid.....2016.....Jaundice.....NIL.....Etc.

Any H/o STD.....Skin infection.....NIL

H/o Blood Transfusion.....Recent Vaccination.....COVISHIELD 2 doses ✓

H/o Epilepsy.....NIL.....Giddiness.....NIL

H/o Surgery.....Fracture in the past.....NIL

Any Personal H/O.

High Blood Pressure, Heart Disease Tuberculosis, Diabetes, Asthma, Cancer

Drug Abuse, Drug Allergy, Micturition, Bowels, Alcohol, Smoking, Sleep, MC, Wt. Loss/Wt. Gain

Present illness / Medication Nil

GENERAL EXAMINATION

Conjunctiva :

Skin :

Ears :

Nose :

Throat & Oral Cavity :

NBD

Bone, Joints :

Nutritional Status :

Lymph Nodes :

Edema Feet :

Varicose Veins :

(N)

Well Nourished

NPO

NIL

NIL

Distant Vision : Near Vision :

Right Eye: 6/6

With glasses / Without glasses

left Eye : 6/6

with glasses / without glasses

Colour Vision : BE normal

Right Ear

Hearing :

Rinee's Test ;

Weber Test :

Discharge :

(N)

NIL

Right Eye: N6

With glasses / Without glasses

left Eye : N6

with glasses / without glasses

Dr. KATTA
Ophthalmologist's Signature
Regd: 6961 (AMC)

Left Ear

(N)

NIL

SYSTEMIC EXAMINATION

Pulse : 80 bpm

B.P. : 120/80 mmHg

Lungs : A. Shape of Chest B/C symmetrical
B. Breath Sounds B/C clear ⊕
C. Adventitious Sounds NO

Heart : A. Sounds S₁, S₂ ⊕
B. Murmurs NO murmurs

Abdomen : A. Liver NP
B. Spleen NP
C. Piles NO
D. Any Lump NO

Nervous System

A. Higher Function :
B. Cranial Nerves :
C. Sensory System :
D. Motor System :
E. Jerks :

(N)

General : A. Hernia
B. Hydrocele
C. Varicocele } NO

Breast : Rt (N) Lt. (N)

CANDIDATE'S DECLARATION

I hereby solemnly declare that I am not suffering from Asthma, Hypertension, Diabetes, Occult Psychological disorders or any other ailment which can be suppressed without my voluntary declaration.

Date :

Srujana
Signature

Place :

Note : General Physical Examination and Investigation included in the health check-up Have certain limitations and may not be able to detect all latent and asymptomatic diseases. Any new symptoms developing after the health check-up or persisting thereafter should be brought to the attention of the treating physician.



PARKLINE DIAGNOSTICS PVT. LTD.

L.G. 3, 4 & 5, Bhuvana Towers, S.D. Road, Secunderabad - 500 003. Tel :+91 40-2784 5852, 6649 1787, 7995421787, 7093445852, Fax : +91 40 2784 7864 Email parklinediagnostics@gmail.com www.parklinediagnostics.com



NABL Accredited
Certificate No.MC-2566

ENT CONSULTATION

S.No. 1759194 Emp.No. Date 01/02/2022
 Name MS. Gangaram Srujana Age 27 Yrs Sex M/F ✓

EARS :

Right

Left

EAC : patent, no Cerumen. -ds-
 TM : Intact, pearly white. -ds-
 Cone of light (+)
 TFT : Rinne's +ve Rinne's +ve.
 Weber's - Centralized

NOSE : Septum & Dvcs to (L). Bil. T'symmetry (N). Puss - (N) non

THROAT : Oropharynx (N). Bil. v-c's & (N) moving bil.
 Adenoids

NECK : (N)

IMPRESSION: Ears Rt & Dvcs to (L).


Dr. D. Hari Krishna Reddy
 MS (ENT)
 Head & Neck Surgeon
 Reg. No: 88379

Name : Srijana Sex : F Age : 27

Date : 1/02/22

OPD No : 417

R
enamel caries
w.r.t 18


MULTI SPECIALITY DENTAL CLINIC
Smile Confidently... Not Confidentially...
B.D.S, IMPLANTOLOGIST (USA)
1-3-1, Rajamudaliar Street, Kalasiguda,
Secunderabad, Cell : 8977910590,

--	--	--	--	--	--

--	--	--	--	--	--



PARKLINE DIAGNOSTICS PVT. LTD.

L.G. 3, 4 & 5, Bhuvana Towers, Sarojini Devi Road, Secunderabad - 500 003 Tel. +91 40-2784 5852
6649 1787 Fax : +91 40 2784 7864 Email : parklinediagnostics@gmail.com www.parklinediagnostics.com



NABL Accredited
Certificate No. MC-2566

TEST REPORT

Name : Ms . GANGARAM SRUJANA [SPOUSE]
Age / Gender : 27 Years / Female
Ref.By : Medi Wheel
Req. No : BIL1759194

TID : UMR0699871
Registered on : 01-Feb-2022 09:01 AM
Reported On : 01-Feb-2022 12:49 PM

DEPARTMENT OF ULTRASOUND Ultrasound Whole Abdomen

LIVER : Normal in size (13.6 cms) and echotexture. No focal lesions.

No IHBD /CBD dilatation. Portal vein is normal.

SPLEEN : Normal in size and echotexture. No focal lesion seen.

GALL BLADDER : Well distended. No sludge / gall stones / sol.
Gall bladder - Wall thickness is normal.
No pericholecystic oedema.

PANCREAS : Normal in size and echotexture.No calcification / sol.
Pancreatic duct is normal. No peripancreatic fluid collection.

RIGHT KIDNEY : Measures : 9.8 x 3.7 cms
Normal in size and echotexture.
Cortical thickness is normal.
No evidence of calculi / sol.
Pelvi calyceal system is normal.

LEFT KIDNEY : Measures : 10.4 x 4.6 cms
Normal in size and echotexture.
Cortical thickness is normal.
No evidence of calculi / sol.
Pelvi calyceal system is normal.

URINARY BLADDER : Well distended.Normal in contour.
Wall thickness is normal. No calculus / sol.

UTERUS : Anteverted measuring 8.6 x 4.4 x 4.8 cms Normal in size and echotexture.
No space occupying lesion is seen.
Cervix is normal in size and echopattern.

ENDOMETRIUM : 6.1 mm -Normal.

The Test marked with*are not accredited by NABL

Lab Timings (Weekdays) : 7.00 am to 8.30 pm
Sundays & Holidays : 7.00 am to 1.00 pm

Radiologists Timings (Weekdays) : 7.30 am to 1.30 pm
& 5.30 pm to 7.45 pm
Sundays & Holidays : 7.30 am to 9.30 am

PARKLINE DIAGNOSTICS PVT. LTD.

L.G. 3, 4 & 5, Bhuvana Towers, Sarojini Devi Road, Secunderabad - 500 003 Tel. +91 40-2784 5852
6649 1787 Fax : +91 40 2784 7864 Email : parklinediagnostics@gmail.com www.parklinediagnostics.com



NABL Accredited
Certificate No. MC-2566

TEST REPORT


Name : Ms . GANGARAM SRUJANA [SPOUSE]
Age / Gender : 27 Years / Female
Ref.By : Medi Wheel
Req. No : BIL1759194

TID : UMR0699871
Registered on : 01-Feb-2022 09:01 AM
Reported On : 01-Feb-2022 12:49 PM

OVARIES : Right ovary : 2.3 x 2.2 cms Left ovary : 2.2 x 1.6 cms
Both ovaries normal in size and echotexture.
No adnexal mass seen.
No fluid in POD.

IMPRESSION : Normal Study.

Clinical correlation.


Dr. Abid Yazden
Consultant Radiologist

The Test marked with*are not accredited by NABL

Lab Timings (Weekdays) : 7.00 am to 8.30 pm
Sundays & Holidays : 7.00 am to 1.00 pm

Radiologists Timings (Weekdays) : 7.30 am to 1.30 pm
& 5.30 pm to 7.45 pm
Sundays & Holidays : 7.30 am to 9.30 am



PARKLINE DIAGNOSTICS PVT. LTD.

L.G. 3, 4 & 5, Bhavana Towers, Sarojini Devi Road, Secunderabad - 500 003 Tel. +91 40-2784 5852
6649 1787 Fax : +91 40 2784 7864 Email : parklinediagnostics@gmail.com www.parklinediagnostics.com



NABL Accredited
Certificate No. MC-2566

TEST REPORT

Name : Ms . GANGARAM SRUJANA [SPOUSE]
Age / Gender : 27 Years / Female
Ref.By : Medi Wheel
Req. No : BIL1759194

TID : UMR0699871
Registered on : 01-Feb-2022 09:01 AM
Reported On : 01-Feb-2022 09:59 AM

DEPARTMENT OF X-RAY X-Ray Chest PA View

Lung fields are clear.

Cardia is normal.

Hila are normal.

C P angles are free.

Bony cage is normal.

Soft tissues are normal.

IMPRESSION : NORMAL CHEST XRAY.

Dr. D.J. MOHAN
MD DMRD
(Reg No. 8995)
Consultant Radiologist

The Test marked with*are not accredited by NABL

Lab Timings (Weekdays) : 7.00 am to 8.30 pm

Sundays & Holidays : 7.00 am to 1.00 pm

Radiologists Timings (Weekdays) : 7.30 am to 1.30 pm

Sundays & Holidays : 7.30 am to 9.30 am

ID: 1759194 01-02-2022 09:21:55 AM
MS.GANGARAM SRUJANA
Female 27Years

CARDIART

HR : 58 bpm
P : 83 ms
PR : 107 ms
QRS : 88 ms
QT/QTc : 421/414 ms
P/QRS/T : 27/44/31 °
RV5/SV1 : 1.120/0.886 mV

NSR

WNL

Dr. NAVEEN KUMAR .C
M.D., D.M.C.
Consultant Cardiologist
Reg. No. 52291

Diagnosis Information:
Sinus Bradycardia with Sinus Arrhythmia
Short PR Interval
Poor R Wave Progression(V3)

Report Confirmed by:

PATIENT SUMMARY REPORT

CLINE DIAGNOSTICS PVT.LTD

: 1759194
: MS GANGARAM SRUJANA
SEX : 27 / FEMALE

HEIGHT (cm) : 149
WEIGHT (kg) : 55
PROTOCOL : BRUCE

REF. BY : MEDIWHEEL
DONE BY : DR NAVEEN KUMAR C
TECHNICIAN : G.M.SURESH

2-2022, 09:41:1
C

HISTORY :

ICATION :

CT OF TEST : Routine Check Up.

FACTOR : None.

VITY : Very Active.

ER INVESTIGATION : E C G

SON FOR TERMINATION : Dyspnea.

RCISE TOLERANCE : Moderate (< 10 METS).

RCISE INDUCED ARRHYTHMIAS : No.

MO RESPONSE : Normal.

ONO RESPONSE : Normal.

L IMPRESSION :

A COMMENTS :

negative for detectable ischemia

Dr. NAVEEN KUMAR .C
M.D., D.M.
Consultant Cardiologist
Reg. No. 52291

Confirmed By : _____

Signature

