



REVIVAL DIAGNOSTICS

HEALTH CHECK-UP SUMMARY

Name: Milankumar Vyas

Date: 02/04/2023

Email ID:

Sex: M Age: 37 Years Contact No: 9687594038 Remarks:

Under-weight	-
Normal	-
Over-weight	<input checked="" type="checkbox"/>

i> BMI

Height (in Cm): 168 Weight (in Kg): 128 BMI: 45.4 kg/m²

ii> Blood Pressure & Pulse

130/90 mm/hg
84 /min.

If high or low, whether the person is on medication: YES / NO

iii> Blood Tests & Lung Function Remarks

PS
CVS
CNS } (2)

If abnormal, whether the person is on medication: YES / NO

iv> Eye Test Remarks

Eye Test: (R) G16 (L) G16 with specs.
Color Vision:

v> Heart Disease

Whether any specific heart ailment detected (ECG findings):
normal

vi> Any other problems needing attention / Overall Assessment:

no

Chirag Patel
Signature of the Doctor

M.K.Vyas

Revival Diagnostics
401-Aqua Corridor,
Beside Star Bazar, Adajan,
Surat-395009. Mo. 9825947712

Dr. Chirag Patel
M.B.B.S. G-49432

0261 2747788, 9825947712

4th Floor, Aqua Corridor, Hazira Road, Adajan Pal, Surat-395009.

revivaldiagnostics.surat@gmail.com

www.revivaldiagnostics.com

This Medical Report Is Not Intended For Medico-legal Purposes.
Laboratory Test Results Are Subject To Technical Limitation And Should
Be Clinically Correlate For Final Diagnosis



NAME: Milankumar Vyas SEX: M
BIRTHDATE: 24/06/1985 AGE: 37



DEPARTMENT OF OPHTHALMOLOGY

EYE TEST:



1. VISION:

RIGHT EYE - 6/6
LEFT EYE - 6/6 } with specs

2. COLOR VISION:

RIGHT EYE - 
LEFT EYE - 

3. FUNDUS:

RIGHT EYE - 
LEFT EYE - 

REMARKS:

M. K. Vyas

Revival Diagnostics
401-Aqua Corridor,
Bhambha Road, Adajan,
Surat-395009. Mo. 9825947712



0261 2747788, 9825947712



4TH Floor, Aqua Corridor, Hazira Road, Adajan Pal, Surat-395009.




revivaldiagnostics.surat@gmail.com



www.revivaldiagnostics.com



REVIVAL DIAGNOSTICS



Dental Assessment Form

NAME Milankumar Vyas
AGE 37

DATE 08/04/2023
SEX M

* CHIEF COMPLAINT

A CLINICAL FEATURES :- normal

1 CAVIES :-
2 MISSING TOOTH :-
3 MALOCCLUSION :-
4 FILLING :-

B DIAGNOSIS :- normal

C PERSONAL HISTORY :- (2)

D PROVISIONAL D/G :- (2)

E MEDICAL HISTORY :- NO

F FINAL D/G :- (2)

G TREATMENT PLAN :- NO

CLINT SIGN

Revival Diagnostics

401-APR 2023
Beside Star Bazar, Adajan,
Surat-395009. Mo. 9825947712

M.K. Vyas



0261 2747788, 9825947712



4th Floor, Aqua Corridor, Hazira Road, Adajan Pal, Surat-395009.



revivaldiagnostics.surat@gmail.com



www.revivaldiagnostics.com

This Medical Report Is Not Intended For Medico-legal Purposes.
Laboratory Test Results Are Subject To Technical Limitation And Should
Be Clinically Correlate For Final Diagnosis



REVIVAL DIAGNOSTICS



Name	MILANKUMAR VYAS	Age/Gender	37Yrs/Male
Reg No.	3616/23	Receipt No	294
Referred By	BOB - MEDI WHEEL(PKG1000240)	Mode of Payment	CREDIT
Collection Type	CENTER	Collection DateTime	08-Apr-2023 08:17 AM

BLOOD GROUP - 08042352 Released at 08-Apr-2023 12:01 PM

Parameter	Result	Biological Ref.Range	Method
-Blood Group	"O"		
-Rh Factor	POSITIVE		

CBC - 08042350 Released at 08-Apr-2023 10:48 AM

Parameter	Result	Biological Ref.Range	Method
-Haemoglobin	13.7 gm/dL	(13.5 - 18 gm/dL)	Auto
-RBC Count	4.65 mill/cumm	(4.6 - 6.2 mill/cumm)	Auto
-Total WBC Count	6500 /cumm	(4000 - 10000 /cumm)	Auto
-Platelet Count	3.02 lakh/cumm	(1.5 - 4.5 lakh/cumm)	Auto

Blood Indices

-HCT	43.4 %	(40 - 55 %)	Auto
-MCV	96.6 fl	H (80 - 92 fl)	Auto
-MCH	30.5 pg	(27 - 31 pg)	Auto
-MCHC	32.8 gm/dL	(32 - 36 gm/dL)	Auto
-RDW	13.6 %	(11 - 15 %)	Auto

Diff WBC Count

-Polymorphs	71 %	(40 - 80 %)	Microscopically
-Lymphocytes	24 %	(20 - 40 %)	Microscopically
-Eosinophils	03 %	(1 - 6 %)	Microscopically
-Monocytes	02 %	(2 - 7 %)	Microscopically
-Basophils	00 %	(0 - 1 %)	Microscopically
-PLATELET ON SMEAR	Adequate		Microscopically
-MALARIAL PARASITES	Malarial Parasites Not Detected		Microscopically

[Test performed on Fully Automated Hematology Analyzer ERBA H-360]

Revival Diagnostics
401-Aqua Corridor,
Beside Star Bazar, Adajan,
Surat-395009. Mo. 9825947712

Dr. Shivangi Gandhi

M.B.B.S, M.D (Pathology)

revivaldiagnostics.surat@gmail.com



0261 2747788, 9825947712



4TH Floor, Aqua Corridor, Hazira Road, Adajan Pal, Surat-395009.




www.revivaldiagnostics.com



This Medical Report Is Not Intended For Medico-legal Purposes.
Laboratory Test Results Are Subject To Technical Limitation And Should
Be Clinically Correlate For Final Diagnosis




REVIVAL DIAGNOSTICS



Name	MILANKUMAR VYAS	Age/Gender	37Yrs/Male
Reg No.	3616/23	Receipt No	294
Referred By	BOB - MEDI WHEEL(PKG10000240)	Mode of Payment	CREDIT
Collection Type	CENTER	Collection DateTime	08-Apr-2023 08:17 AM

ESR - 08042350 Released at 08-Apr-2023 11:28 AM

Parameter	Result	Biological Ref.Range	Method
-E.S.R	06 mm/hr	(1 - 10 mm/hr)	



REVIVAL
DIAGNOSTICS

Revival Diagnostics
401-Aqua Corridor,
Beside Star Bazar, Adajan,
Surat-395009. Dr. Shiva Raj Gandhi
M.B.B.S. M.D. (Pathology)



0261 2747788, 9825947712



4th Floor, Aqua Corridor, Hazira Road, Adajan Pal, Surat-395009.



revivaldiagnostics.surat@gmail.com



www.revivaldiagnostics.com

This Medical Report Is Not Intended For Medico-legal Purposes.
Laboratory Test Results Are Subject To Technical Limitation And Should
Be Clinically Correlate For Final Diagnosis



REVIVAL DIAGNOSTICS



Name	MILANKUMAR VYAS	Age/Gender	37Yrs/Male
Reg No.	3616/23	Receipt No	294
Referred By	BOB - MEDI WHEEL(PKG10000240)	Mode of Payment	CREDIT
Collection Type	CENTER	Collection DateTime	08-Apr-2023 08:17 AM

FBS & PPBS - 08042351 Released at 08-Apr-2023 02:29 PM

Parameter	Result	Biological Ref.Range	Method
-Fasting Blood Sugar (FBS)	95 mg/dL	70-100 mg/dl Impaired Tolerance:100-125 Diabetes Mellitus:>=126 (On more than one occasion) (American diabetes association guidelines 2022)	
-Fasting Urine Sugar	Absent		
-Fasting Urine Acetone	Absent		
-PPBS	119 mg/dL	(90 - 140 mg/dL)	
-PP2BS URINE SUGAR	Absent		
-PP2BS URINE ACETONE	Absent		

HBA1C - 08042350 Released at 08-Apr-2023 12:34 PM

Parameter	Result	Biological Ref.Range	Method
-HBA1C	5.3 %	HbA1C Degree of Glucose Control <5.6 % Non Diabetics 5.7 - 6.4 % Prediabetics >=6.5 % Diabetics (REF:Wallace, 11th Edition) REMARKS: 6 - 7 % Excellent Control 7 - 8 % Good Control 8 - 10 % Unsatisfactory Control >10 % Poor Control	Boronate Affinity

-Method[] High Performance Liquid Chromatography (HPLC)

Revival Diagnostics
401-Aqua Corridor,
Beside Star Bazar, Adajan,
Surat-395009. Mo. 9825947712
Dr. Shivangi Gandhi



0261 2747788, 9825947712



4th Floor, Aqua Corridor, Hazira Road, Adajan Pal, Surat-395009.



revivaldiagnostics.surat@gmail.com



www.revivaldiagnostics.com

This Medical Report Is Not Intended For Medico-legal Purposes.
Laboratory Test Results Are Subject To Technical Limitation And Should
Be Clinically Correlate For Final Diagnosis



REVIVAL DIAGNOSTICS

Name	MILANKUMAR VYAS	Age/Gender	37Yrs/Male
Reg No.	3616/23	Receipt No	294
Referred By	BOB - MEDI WHEEL(PKG10000240)	Mode of Payment	CREDIT
Collection Type	CENTER	Collection DateTime	08-Apr-2023 08:17 AM

LIVER FUNCTION TEST (LFT) - 08042352 Released at 08-Apr-2023 12:34 PM

Parameter	Result	Biological Ref.Range	Method
-Serum Total Bilirubin	0.7 mg/dL	(0 - 1.3 mg/dL)	Diazo
-Serum Direct Bilirubin	0.3 mg/dL	(0 - 0.4 mg/dL)	Diazo
-Serum InDirect Bilirubin	0.4 mg/dL	(0.1 - 1.3 mg/dL)	Calculated
-Total Protein (TP)	7.2 gm/dL	(6.4 - 8.3 gm/dL)	Biuret
-Albumin (ALB)	4.1 gm/dL	(3.5 - 5.2 gm/dL)	BCG
-Globulin	3.1 gm/dL	(2.3 - 3.6 gm/dL)	Calculated
-A/G Ratio	1.32 gm/dL	(1 - 2.3 gm/dL)	Calculated
-SGPT(ALT)	24 U/L	(5 - 45 U/L)	IFCC, Kinetic without Pyridoxal Phosphate
-SGOT (AST)	21 U/L	(0 - 35 U/L)	IFCC, Without Pyridoxal Phosphate
-Alkaline Phosph.	140 U/L	H (42 - 128 U/L)	ALP-AMP
-GGT	23 U/L	(5 - 50 U/L)	Glupa-C

[Test performed on Fully Automated Biochemistry Analyzer ERBA EM200]

REVIVAL
DIAGNOSTICS

Revival Diagnostics

401-Aqua Corridor,
Beside Star Bazar, Adajan,
Surat-395009. Mo. 9825947712
Dr. Shivangi Gandhi



0261 2747788, 9825947712



4th Floor, Aqua Corridor, Hazira Road, Adajan Pal, Surat-395009.



revivaldiagnostics.surat@gmail.com




www.revivaldiagnostics.com

This Medical Report Is Not Intended For Medico-legal Purposes.
Laboratory Test Results Are Subject To Technical Limitation And Should
Be Clinically Correlate For Final Diagnosis



REVIVAL DIAGNOSTICS



Name	MILANKUMAR VYAS	Age/Gender	37Yrs/Male
Reg No.	3616/23	Receipt No	294
Referred By	BOB - MEDI WHEEL(PKG1000240)	Mode of Payment	CREDIT
Collection Type	CENTER	Collection DateTime	08-Apr-2023 08:17 AM

Creatinine - 08042352 Released at 08-Apr-2023 12:34 PM

Parameter	Result	Biological Ref.Range	Method
-Creatinine	0.7 mg/dL	(0.6 - 1.4 mg/dL)	ENZYMATIC

BUN - 08042352 Released at 08-Apr-2023 10:51 AM

Parameter	Result	Biological Ref.Range	Method
-Blood Urea Nitrogen (BUN)	12 mg/dL	(6 - 20 mg/dL)	Calculated

Uric Acid - 08042349 Released at 08-Apr-2023 12:34 PM

Parameter	Result	Biological Ref.Range	Method
-Uric Acid	7.1 mg/dL	(3.5 - 7.2 mg/dL)	Uricase-POD

REVIVAL
DIAGNOSTICS

Revival Diagnostics
401-Aqua Corridor,
Beside Star Bazar, Adajan,
Surat-395009, Gujarat
Dr. Shivangi Gandhi
M.B.B.S., M.D. (Pathology)



0261 2747788, 9825947712



4th Floor, Aqua Corridor, Hazira Road, Adajan Pal, Surat-395009.



revivaldiagnostics.surat@gmail.com



www.revivaldiagnostics.com

This Medical Report Is Not Intended For Medico-legal Purposes.
Laboratory Test Results Are Subject To Technical Limitation And Should
Be Clinically Correlate For Final Diagnosis



REVIVAL DIAGNOSTICS

Name	MILANKUMAR VYAS	Age/Gender	37Yrs/Male
Reg No.	3616/23	Receipt No	294
Referred By	BOB - MEDI WHEEL(PKG1000240)	Mode of Payment	CREDIT
Collection Type	CENTER	Collection DateTime	08-Apr-2023 08:17 AM

Lipid Profile - 08042352 Released at 08-Apr-2023 12:34 PM

Parameter	Result	Biological Ref.Range	Method
-Serum Cholesterol	180 mg/dL	Desirable < 200 mg/dl Borderline High : 200-239 mg/dl High : > 240 mg/dl	CHOD-PAP
-Serum Triglyceride	88 mg/dL	Normal < 150 mg/dl Borderline High : 150 - 159 mg/dl High : 200 - 499 mg/dl Very High : 500 mg/dl	GPO-POD Method
-Serum HDLD(Direct)	52 mg/dL	Normal :> 55 mg/dl Borderline : 35-55 mg/dl Undesirable: < 35 mg/dl	PVS-PEGME Precipitation with CHOD-POD
-Serum VLDL	18 mg/dL	(5 - 30 mg/dL)	Calculated
-Serum LDL(Direct)	110 mg/dL	Optimal:< 100 mg/dl Above Optimal : 100- 129 mg/dl Borderline High : 130-159 mg/dl High : > 160-189mg/dl Very High : >190 mg/dl	Calculated
-Chol/HDL	3.46	Low risk: <3.8 Medium Risk: 3.8 to 5.9 High Risk: > 6	Calculated
-LDL/Chol	1.63	Low risk: <3.55 Medium Risk: 3.55 to 4.0 High Risk: > 6	Calculated

[Test performed on Fully Automated Biochemistry Analyzer ERBA EM200]



0261 2747788, 9825947712



4TH Floor, Aqua Corridor, Hazira Road, Adajan Pal, Surat-395009.



Revival Diagnostics
401-Aqua Corridor,
Beside Star Bar,
Surat-395009
Dr. Shivangi Jain
M.B.B.S, M.D. (Pathology)



www.revivaldiagnostics.com

This Medical Report Is Not Intended For Medico-legal Purposes.
Laboratory Test Results Are Subject To Technical Limitation And Should
Be Clinically Correlate For Final Diagnosis



Name	MILANKUMAR VYAS	Age/Gender	37Yrs/Male
Reg No.	3616/23	Receipt No	294
Referred By	BOB - MEDI WHEEL(PKG10000240)	Mode of Payment	CREDIT
Collection Type	CENTER	Collection DateTime	08-Apr-2023 08:17 AM

Urine Routine & Micro Examination - 08042354 Released at 08-Apr-2023 12:32 PM

Parameter	Result	Biological Ref.Range	Method
Physical Examination			
-Quantity	30		Manual
-Colour	Pale Yellow	Pale Yellow	Manual
-Appearance	Clear	Clear	Manual
-Reaction (pH)	Acidic		Dipstick
-Specific Gravity	1.020		Dipstick
Chemical Examination			
-Proteins.	Absent		Dipstick
-Sugar	Absent		Dipstick
-Acetone.	Absent		Dipstick
-Bile Salts	Absent	Absent	Dipstick
-Bile Pigments	Absent	Absent	Dipstick
-Occult Blood Test (OBT).	Negative		Dipstick
Microscopic Examination			
-Pus Cells	1-2		Microscopically
-Red Blood Cells	Absent		Microscopically
-Epithelial Cells	1-2		Microscopically
-Bacteria.	Absent		Microscopically
-Crystals	Absent	Absent	Microscopically
-Others	NIL	Absent	Microscopic Examination



0261 2747788, 9825947712



4TH Floor, Aqua Corridor, Hazira Road, Adajan Pal, Surat-395009.



Dr. Shivangi Gandhi
M.B.B.S., M.D. (Pathology)
revivaldiagnostics.surat@gmail.com



www.revivaldiagnostics.com



REVIVAL DIAGNOSTICS

Name	MILANKUMAR VYAS	Age/Gender	37Yrs/Male
Reg No.	3616/23	Receipt No	294
Referred By	BOB - MEDI WHEEL(PKG1000240)	Mode of Payment	CREDIT
Collection Type	CENTER	Collection DateTime	08-Apr-2023 08:17 AM

Total T3 T4 TSH - 08042352 Released at 08-Apr-2023 02:29 PM

Parameter	Result	Biological Ref.Range	Method
-Total T3	0.92 ng/ml	(0.87 - 1.78 ng/ml)	Fluorescence Enzyme Immunoassay
-Total T4	6.43 ug/dl	(4.6 - 11 ug/dl)	Fluorescence Enzyme Immunoassay
-TSH	3.70 uIU/ml	0.50 - 5.50 uIU/ml 5.5 to 15 ul U/ml - Suggested Clinical co-relation or Repeat test with new sample as physiological factors can give false high TSH Above 15uIU/ml Hypothyroid PREGNANT WOMEN normal ranges for TSH: 1st Trimester : 0.0878 - 2.8293 uIU/ml 2nd Trimester : 0.1998 - 2.7915 uIU/ml 3rd Trimester : 0.307 - 2.9028 uIU/ml Ref: TIETZ Fundamentals of Clinical Chemistry	Fluorescence Enzyme Immunoassay

[Test performed on Fully Automated Immunology Analyzer Maglumi-600]



0261 2747788, 9825947712



4TH Floor, Aqua Corridor, Hazira Road, Adajan Pal, Surat-395009.



revivaldiagnostics.surat@gmail.com



www.revivaldiagnostics.com

Revival Diagnostics

401-Aqua Corridor,

Beside Station Road, Adajan Pal, Surat-395009.

Dr. Shiyangi Gandhi
M.B.B.S., M.D. (Pathology)

This Medical Report Is Not Intended For Medico-legal Purposes.
Laboratory Test Results Are Subject To Technical Limitation And Should
Be Clinically Correlate For Final Diagnosis



REVIVAL DIAGNOSTICS

Name	MILANKUMAR VYAS	Age/Gender	37Yrs/Male
Reg No.	3616/23	Receipt No	294
Referred By	BOB - MEDI WHEEL(PKG10000240)	Mode of Payment	CREDIT
Collection Type	CENTER	Collection DateTime	08-Apr-2023 08:17 AM

USG OF ABDOMEN & PELVIS

LIVER:

Liver is normal in size and increased echotexture.

No evidence of focal SOL or dilatation of IHBR seen.

Portahepatis appear normal.

GALLBLADDER:

Gallbladder appeared normal. No calculus or mass lesion seen.

PANCREAS:

Pancreas appears normal in size and echotexture.

No focal lesion, mass or pancreatitis.

SPLEEN:

Spleen appears normal in size and echotexture.

PARAAORTIC REGION:

Aorta grossly appears normal.

No paraaortic lymphnodes seen.

KIDNEYS:

Both kidneys appear normal in size, shape and in position.

Cortex and collecting system of both kidneys appears normal.

No evidence of calculus or obstructive uropathy on either side.

URINARY BLADDER:

Bladder appears normal. No calculus or mass lesion is seen.

PROSTATE:

Prostate appears normal in size and echotexture.

No evidence of free fluid in pelvis.

COMMENTS:

fatty liver

Dr. Chirag K. Patel

MBBS-DMPD
Reg. No. G-23509

Revival Diagnostic

4th Floor, Aqua Corridor,
Nr. Star Bazar, Hazira Main Road,
Adajan, Surat-395009.
Mo. 97266 726683



0261 2747788, 9825947712



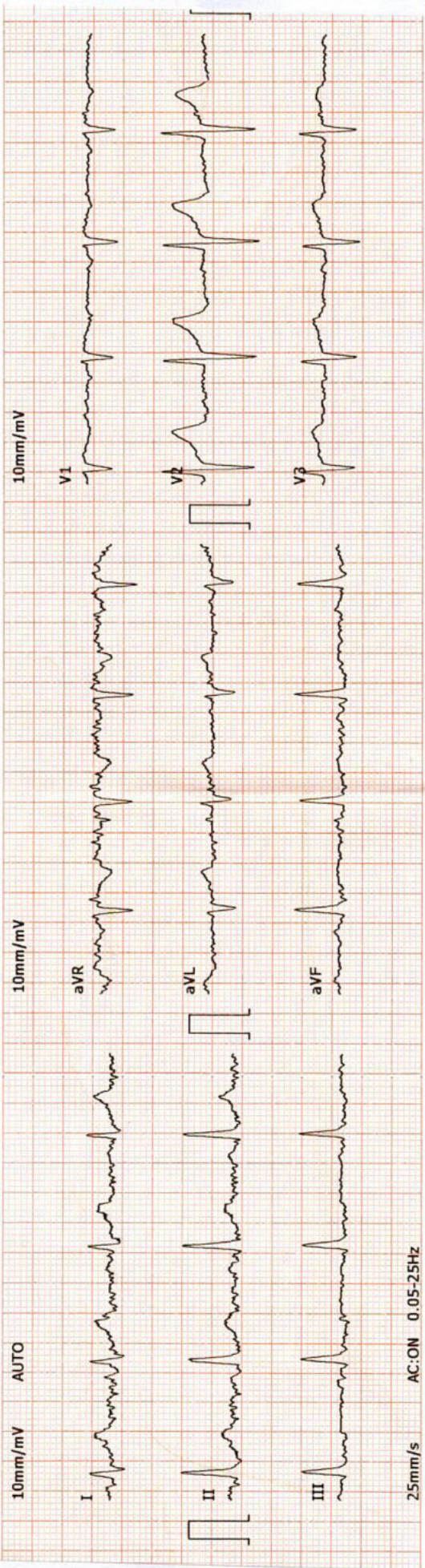
4th Floor, Aqua Corridor, Hazira Road, Adajan Pal, Surat-395009.



revivaldiagnostics.surat@gmail.com



www.revivaldiagnostics.com




DR. ADITYA S. BORA
MBBS, DNB, PGDCC
PHYSICIAN & CLINICAL CARDIOLOGIST

Revival Diagnostics
401-Aqua Corridor,
Beside Star Bazar, Adajan,
Surat-395009. Mo. 9825947712



REVIVAL DIAGNOSTICS



Name	MILANKUMAR VYAS	Age/Gender	37Yrs/Male ^e
Reg No.	3616/23	Receipt No	294
Referred By	BOB - MEDI WHEEL(PKG10000240)	Mode of Payment	CREDIT
Collection Type	CENTER	Collection DateTime	08-Apr-2023 08:17 AM

ECG

- REPORT :

1. The rhythm is sinus.
2. Heart rate is 80 beats per minute.
3. Normal P,QRS,T wave axis.
4. Normal PR,QRS,Q.T. Duration.
5. No pathological q wave or ST-T changes seen.
6. No evidence of chamber hypertrophy or enlargement seen.

IMPRESSION : ECG WITHIN NORMAL LIMITS

G-39500

Signature

DR. ADITYA S. BORA
MBBS, DNB, PGCC
PHYSICIAN & CLINICAL CARDIOLOGIST
G-54906

Revival Diagnostics
401-Aqua Corridor,
Beside Star Bazar, Adajan,
Surat-395009. Mo. 9825947712

DIAGNOSTICS



0261 2747788, 9825947712



4th Floor, Aqua Corridor, Hazira Road, Adajan Pal, Surat-395009.



revivaldiagnostics.surat@gmail.com



www.revivaldiagnostics.com

This Medical Report Is Not Intended For Medico-legal Purposes.
Laboratory Test Results Are Subject To Technical Limitation And Should
Be Clinically Correlate For Final Diagnosis



REVIVAL DIAGNOSTICS

2D-ECHOCARDIOGRAPHY & COLOR DOPPLER REPORT

Name:	MILANKUMAR VYAS	Age/Gender	37Yrs /Male
Referred by.	MEDI WHEEL	Date	08 /04/2023


INDICATION: Preventive Health check up

- **CARDIAC CHAMBERS:** **Left Ventricle:** Normal size, **Left Atrium:** Normal size.
- No e/o thrombus in LA/LV.
- **Right Atrium:** Normal size. **Right Ventricle:** Normal size,
- **Normal Right Ventricular function.** (TAPSE=20mm)
- **Normal Left Ventricular systolic function.** LVEF = 60% ,
No regional wall abnormality. No thinning / scarring / dyskinesia of LV wall.
- **No Concentric Left Ventricular Hypertrophy.** (IVSd= 10 mm),
- **LV Compliance :**
NO Left Ventricular Diastolic Dysfunction [LVDD].
- **VALVES:**
- Structurally Normal Mitral valve/ Aortic valve/Tricuspid valve/ Pulmonary valve .
No significant Valvular Stenosis.
- **Doppler findings:** AV max = 1.22 m/s, PV max = 0.91 m/s.
Trivial MR, Trivial Tricuspid regurgitation.
- **No Pulmonary Arterial Hypertension.** PASP by TRjet vel.method = 23 mmHg.
- **SEPTAE:** IAS / IVS Appear Intact.
- **IVC :** Normal in dimension and shows good inspiratory 12mm collapse.
- **OTHERS:** No e/o Pericardial effusion / vegetation.

IMPRESSION:

**NORMAL LV SYSTOLIC FUNCTION, LVEF= 60 %, NO RWMA,
NO LVH , NO LVDD , NO PAH.**

Revival Diagnostics
401-Aqua Corridor,
Beside Star Bazar, Adajan,
Surat-395009. Mo. 9825947712


DR. ADITYA BORA
MBBS,DNB,PGDCC
**PHYSICIAN & CLINICAL
CARDIOLOGIST**



0261 2747788, 9825947712



4TH Floor, Aqua Corridor, Hazira Road, Adajan Pal, Surat-395009.



revivaldiagnostics.surat@gmail.com



www.revivaldiagnostics.com

This Medical Report Is Not Intended For Medico-legal Purposes.
Laboratory Test Results Are Subject To Technical Limitation And Should
Be Clinically Correlate For Final Diagnosis

R

NAME : MILANKUMAR VYAS
AGE: 37 YRS / MALE
REF BY: MEDI WHEEL





REVIVAL DIAGNOSTICS

Name	MILANKUMAR VYAS	Age/Gender	37Yrs/Male
Reg No.	3616/23	Receipt No	294
Referred By	BOB - MEDI WHEEL(PKG10000240)	Mode of Payment	CREDIT
Collection Type	CENTER	Collection DateTime	08-Apr-2023 08:17 AM

CHEST RADIOGRAPH (PA VIEW)

- Hilar shadows are within normal limits.
- Pulmonary vasculature appears normal.
- Cardiac appears normal in size.
- Both domeh of the diaphragm are smooth.
- Both costophrenic recesses are clear.
- Both lung fields appear normal.
- Visualized bones and soft tissue shadows appear normal.

IMPRESSION: NORMAL STUDY.

DR.CHIRAG K PATEL
RADIOLOGIST

REVIVAL
DIAGNOSTICS

Dr. Chirag K. Patel
MBBS-DMPD
Reg. No. G-23589
Signature
Revival Diagnostic
4th Floor, Aqua Corridor,
Nr. Star Bazar, Hazira Main Road,
Adajan, Surat-395009.
Mo. 97266 726683



0261 2747788, 9825947712



4TH Floor, Aqua Corridor, Hazira Road, Adajan Pal, Surat-395009.



revivaldiagnostics.surat@gmail.com



www.revivaldiagnostics.com

This Medical Report Is Not Intended For Medico-legal Purposes.
Laboratory Test Results Are Subject To Technical Limitation And Should
Be Clinically Correlate For Final Diagnosis