



PARKLINE DIAGNOSTICS PVT. LTD.

L.G. 3, 4 & 5, Bhuvana Towers, S.D. Road, Secunderabad - 500 003.

Tel : +91 40-2784 5852, 6649 1787, 7995421787, 7093445852, Fax : +91 40 2784 7864

Email parklinediagnostics@gmail.com www.parklinediagnostics.com



NABL Accredited
Certificate No.MC-2566

MEDICAL EXAMINATION REPORT

Name	M ^r . Mudigonda Sri Giri nadh		Date :	12/1/22	
Company	Clo. mediwheel		Reg. No. :	1668396	
Contact No.	9059441922		Sex	<input checked="" type="checkbox"/> M	Age : <input type="checkbox"/> 51
Type	Pre-Emp		Emp. No.:	Spouse	
	Overseas		Height	171 cms	
	Annual	—	Weight	70 kgs	
Remarks	<p>- Hyperglycemia ⊕. Uncontrolled sugar levels ⊕ c Hb_{1c} - 13.3 % c Urine Glucose 1.5%</p> <p>Suggested Diabetologist consultation for treatment.</p> <p>USG - Mild prostatomegaly (Grade I). c significant post void residue. Advice follow up.</p> <p>- Hypercholesterolemia ⊕. Advice follow up.</p>				
Fitness Status	Medically Fit / Unfit		DR. PRIYANKA SANNIDHI MBBS Reg No: 11351		
			Physician's Signature		


COMPREHENSIVE MEDICAL EXAMINATION REPORT

NAME Mr. Mudigonda Sai Gini Nadh

AGE 51 yrs / Male

MARITAL STATUS Married CHILDREN : M F

IDENTIFICATION (IF ANY) A mole on the (1) middle finger.



PAST HISTORY

Any family H/o : High Blood Pressure, Heart Disease, Tuberculosis, Diabetes, Asthma, Cancer

Late father

Any personal H/o Major illness like : Typhoid..... NIL Jaundice..... 2013.....Etc.

Any H/o STD..... NIL Skin-infection..... NIL

H/o Blood Transfusion..... NIL Recent Vaccination..... COVISHIELD 2 DOSES ✓

H/o Epilepsy..... NIL Giddiness..... NIL

H/o Surgery..... Cleft lip congenital @ 1970. Fracture in the past..... NIL

Any Personal H/O.

High Blood Pressure, Heart Disease Tuberculosis, Diabetes, Asthma, Cancer

Drug Abuse, Drug Allergy, Micturition, Bowels, Alcohol, Smoking, Sleep, MC, Wt. Loss/Wt. Gain

Present illness / Medication Dm-II not on medication

GENERAL EXAMINATION

Conjunctiva :
Skin :
Ears :
Nose :
Throat & Oral Cavity :

NBD

Bone, Joints : (N) ✓
Nutritional Status : Well Nourished.
Lymph Nodes : NPD
Edema Feet : NIL
Varicose Veins : NIL

Distant Vision : Near Vision :

Right Eye: 6/6

With glasses / Without glasses

left Eye: 6/6

with glasses / without glasses

Colour Vision: normal

Right Eye: Ng + 2.00 sph Ng

With glasses / Without glasses

left Eye: Ng + 2.00 sph Ng

with glasses / without glasses

Ophthalmologist's Signature

DR. RAVI
M.B.B.S., D.O., F.R.C.S.
No. 5961 (AMO)

Right Ear

Hearing :

(N)

Rinee's Test ;

Weber Test :

Discharge :

NIL

Left Ear

(N)

NIL

SYSTEMIC EXAMINATION

Pulse : 80 bpm

B.P. : 140/90 mmHg

Lungs :

- A. Shape of Chest R/L symmetrical
- B. Breath Sounds R/L clear ⊕
- C. Adventitious Sounds No

Heart :

- A. Sounds S₁, S₂ ⊕
- B. Murmurs No murmur

Nervous System

Abdomen :

- A. Liver NP
- B. Spleen NP
- C. Piles No
- D. Any Lump No

A. Higher Function :

B. Cranial Nerves :

C. Sensory System :

D. Motor System :

E. Jerks :

(N)

General :

- A. Hernia
 - B. Hydrocele
 - C. Varicocele
-] NAH

Breast :

Rt (+) Lt. (-)

CANDIDATE'S DECLARATION

I hereby solemnly declare that I am not suffering from Asthma, Hypertension, Diabetes, Occult Psychological disorders or any other ailment which can be suppressed without my voluntary declaration.

Date :

M. S. Gowda
Signature

Place :


Note : General Physical Examination and Investigation included in the health check-up Have certain limitations and may not be able to detect all latent and asymptomatic diseases. Any new symptoms developing after the health check-up or persisting thereafter should be brought to the attention of the treating physician.

Name : Mudigonda Sri giri Nalini Sex : M Age : 51

Date : 12/1/22

OPD No : 383

Cervical abrasion:

int


Restoration int 



PARKLINE DIAGNOSTICS PVT. LTD.

L.G. 3, 4 & 5, Bhuvana Towers, Sarojini Devi Road, Secunderabad - 500 003 Tel. +91 40-2784 5852
6649 1787 Fax : +91 40 2784 7864 Email : parklinediagnostics@gmail.com www.parklinediagnostics.com



NABL Accredited
Certificate No. MC-2566

TEST REPORT

Name : Mr . MUDIGONDA SRI GIRI NADH [SPOUS
Age / Gender : 51 Years / Male
Ref.By : Medi Wheel
Req. No : BIL1668396

TID : UMR0661044
Registered on : 12-Jan-2022 07:40 AM
Reported On : 12-Jan-2022 10:24 AM

DEPARTMENT OF ULTRASOUND Ultrasound Whole Abdomen

LIVER : Normal in size and echotexture. No focal lesions.
No IHBD /CBD dilatation. Portal vein is normal.

SPLEEN : Normal in size and echotexture. No focal lesion seen.

GALL BLADDER : Well distended. No sludge / gall stones / sol.
Gall bladder - Wall thickness is normal.
No pericholecystic oedema.

PANCREAS : Normal in size and echotexture.No calcification / sol.
Pancreatic duct is normal. No peripancreatic fluid collection.

RIGHT KIDNEY : 11.5 x 5.2 cms.
Normal in size and echotexture.
Cortical thickness is normal.
No evidence of calculi / sol.
Pelvi calyceal system is normal.

LEFT KIDNEY : 11.2 x 6.2 cms.
Normal in size and echotexture.
Cortical thickness is normal.
No evidence of calculi / sol.
Pelvi calyceal system is normal.

URINARY BLADDER : Well distended.Normal in contour.
Wall thickness is normal. No calculus / sol.

PREVOID : 483 ml.

POST VOID RESIDUE : 92 ml.

PROSTATE : Measuring 3.9 x 3.6 x 3.0 cms (Vol: 23.5 cc). Enlarged in size. Echotexture is normal.
No calcification / sol.
No pre or para aortic adenopathy / ascites noted.

IMPRESSION : Mild prostatomegaly (Grade I).
Significant post void residue.

Clinical correlation

Dr. D.J. MOHAN
MD DMRD
(Reg No. 8995)
Consultant Radiologist

The Test marked with*are not accredited by NABL

Lab Timings (Weekdays) : 7.00 am to 8.30 pm
Sundays & Holidays : 7.00 am to 1.00 pm

Radiologists Timings (Weekdays) : 7.30 am to 1.30 pm
& 5.30 pm to 7.45 pm
Sundays & Holidays : 7.30 am to 9.30 am




PARKLINE DIAGNOSTICS PVT. LTD.

L.G. 3, 4 & 5, Bhuvana Towers, Sarojini Devi Road, Secunderabad - 500 003 Tel. +91 40-2784 5852
6649 1787 Fax :+91 40 2784 7864 Email : parklinediagnostics@gmail.com www.parklinediagnostics.com



NABL Accredited
Certificate No. MC-2566

TEST REPORT

Name	: MR.MUDIGONDA SRI GIRI NADH [SPOUSE]	TID/SID	: UMR0661044/
Age / Gender	: 51 Years / Male	Registered on	: 12-Jan-2022 / 07:40 AM
Ref.By	: -	Collected on	: 12-Jan-2022 / 07:40 AM
Req.No	:  BIL1668396	Reported on	: 12-Jan-2022 / 09:32 AM
		Reference	: Medi Wheel

DEPARTMENT OF CARDIOLOGY

2D Echo/Doppler Study

Mitral Valve	Normal
Aortic valve	Normal
Tricuspid valve	Normal
Pulmonary valve	Normal
Aorta	2.4 cm
Left Atrium	3.6 cm
Left Ventricle	LVDd: 3.5 cm IVSd : 0.8 cm EF: 68 % LVDs: 2.1 cm LVPwd: 0.9 cm FS: 38 %
RWMA	Nil
Right Atrium	Normal
Right Ventricle	Normal
Pulmonary Artery	Normal
IAS	Intact
IVS	Intact
Pericardium	Normal
Svc / Ivc	Normal
Intracardiac Masses	Nil
Doppler Study	Mitral flow: E > A Aortic flow : 1.2 m/sec Pulmonary flow : 0.8 m/sec
Colour Doppler	No MR / AR / TR / PR
Conclusion	No RWMA. Normal valves/ Normal chambers. No MR/ AR/ TR / PR Good LV/ RV function. No PE/ clot/ vegetation.

* Sample processed at Parkline

--- End Of Report ---


Dr. NAVEEN KUMAR
M.D., D.M.
Consultant Cardiologist
Reg. No. 52291

The Test marked with*are not accredited by NABL



PARKLINE DIAGNOSTICS PVT. LTD.

L.G. 3, 4 & 5, Bhuvana Towers, Sarojini Devi Road, Secunderabad - 500 003 Tel. +91 40-2784 5852
6649 1787 Fax :+91 40 2784 7864 Email : parklinediagnostics@gmail.com www.parklinediagnostics.com



NABL Accredited
Certificate No. MC-2566

TEST REPORT

Name : Mr . MUDIGONDA SRI GIRI NADH [SPOUS
Age / Gender : 51 Years / Male
Ref.By : Medi Wheel
Req. No : BIL1668396

TID : UMR0661044
Registered on : 12-Jan-2022 07:40 AM
Reported On : 12-Jan-2022 09:05 AM

DEPARTMENT OF X-RAY X-Ray Chest PA View

Lung fields are clear.

Cardia is normal.

Hila are normal.

C P angles are free.

Bony cage is normal.

Soft tissues are normal.

IMPRESSION : NORMAL CHEST XRAY.

12
Dr. D.J. MOHAN
MD DMRD
(Reg No. 8995)
Consultant Radiologist

The Test marked with*are not accredited by NABL

Lab Timings (Weekdays) : 7.00 am to 8.30 pm
Sundays & Holidays : 7.00 am to 1.00 pm

Radiologists Timings (Weekdays) : 7.30 am to 1.30 pm
& 5.30 pm to 7.45 pm
Sundays & Holidays : 7.30 am to 9.30 am

Page:1 of 1

ID: 1668396 12-01-2022 08:02:40 AM
MR.MUDIGONDA SRI GIRI NADH
Male 51Years

CARDIART

HR : 80 bpm
P : 104 ms
PR : 146 ms
QRS : 80 ms
QT/QTc : 338/391 ms
PQRS/T : 66/70/46 °
RV5/SV1 : 1.511/0.718 mV

NSR
LNC



Dr. NAVEEN KUMAR .C
M.D., D.M.
Consultant Cardiologist
Reg. No. 52291

Diagnosis Information:
Sinus Rhythm
Normal ECG

Report Confirmed by: