



**VASAVI HOSPITAL**

LABORATORY

WE CURE WITH CARE

<b>Patient Name</b>	Mr. R PRAJWAL ALIAS R LAKSHMANMURT	<b>Lab No</b>	732	(A Unit of Sree Vasavi Trust)
<b>UHID/IP No</b>	193138 / 813	<b>Sample Date</b>	12/03/2022 10:47AM	
<b>Age/Gender</b>	50 Yrs/Male	<b>Receiving Date</b>	12/03/2022 10:59AM	
<b>Bed No/Ward</b>	OPD	<b>Report Date</b>	12/03/2022 1:51PM	
<b>Referred By</b>	WALK IN	<b>Report Status</b>	Final	

**HAEMATOLOGY**

Test Name	Result	Unit	Biological Ref. Range	Method
BLOOD GROUP	"O"			
BLOOD TYPE	POSITIVE			
<b>Sample: Blood</b>				
HEMOGLOBIN	<b>13.4 L</b>	gm/dl	14.00 - 18.00	
RED BLOOD CELL COUNT	7010	cells/cumm	4500.00 - 11000.00	
PLATELET COUNT				
NEUTROPHILS	55	%	35.00 - 66.00	
LYMPHOCYTES	34	%	24.00 - 44.00	
MONOCYTES	05	%	4.00 - 10.00	
EOSINOPHILS	06	%	1.00 - 6.00	
HGB.C COUNT	4.84	mill/cumm	4.50 - 5.90	
PACKED CELL VOLUME (PCV)	40.7	%	37.00 - 53.00	
MEAN CORPUSCULAR VOLUME (MCV)	2.47	lakh/cumm	1.50 - 4.50	
RDW	84.1	fl	80.00 - 100.00	
MCV	27.7	pg	26.00 - 34.00	
RDW-CV	32.9	%	32.00 - 36.00	
ESR (ERYTHROCYTE SEDIMENTATION RATE)	<b>35 H</b>	mm/hr	0.00 - 9.00	

--End Of Report--

*Badarinath S*  
**BADARINATH S**  
 MD (PGI)  
 HEMATOPATHOLOGIST / PATHOLOGIST

Printed on 25/03/2022 09:51

Page: 4 Of 5

#15, 70th Cross, 14th Main, 1st Stage, Kumaraswamy Layout (Opp. to 15 E Bus Stop), Bengaluru - 560 078

☎ 080 7150 0500 / 88844 66000 ✉ info@vasavihospitals.com 🌐 www.vasavihospitals.com

Gastroenterology • Neurology • Orthopaedics • General Surgery • Obstetrics & Gynecology • Nephrology & Urology • ENT • Emergency & Critical Care





LABORATORY

WE CURE WITH CARE

Patient Name	Mr. R PRAJWAL ALIAS R LAKSHMANMURT	Lab No	732
UHID/IP No	193138 / 813	Sample Date	12/03/2022 10:47AM
Age/Gender	50 Yrs/Male	Receiving Date	12/03/2022 10:59AM
Bed No/Ward	OPD	Report Date	12/03/2022 3:07PM
Referred By	WALK IN	Report Status	Final

## BIOCHEMISTRY

Test Name	Result	Unit	Biological Ref. Range	Method
BLOOD UREA NITROGEN	14.0	mg/dl	Upto 14 years : 5 - 18 mg/dl Male (above 14 years): 8 - 24 mg/dl Female (above 14 years): 6 - 21 mg/dl Pregnant women : 5 - 12 mg/dl	Sample: Serum
SERUM CREATININE	1.04	mg/dl	0.60 - 1.40	
FASTING BLOOD SUGAR	123 H	mg/dl	74.00 - 100.00	
<b>GLYCOSYLATED HAEMOGLOBIN (HbA1c)</b>				
HbA1c (GLYCOSYLATED Hb)	6.3 H	%	4.00 - 6.00	
MEAN BLOOD GLUCOSE	134.11 H	mg/dl		
<b>LIPID PROFILE</b>				
TOTAL CHOLESTEROL	226 H	mg/dl	0.00 - 200.00	
TRIGLYCERIDES	315 H	mg/dl	0.00 - 200.00	
HDL CHOLESTEROL - DIRECT	52	mg/dl	35.00 - 55.00	
LDL CHOLESTEROL - DIRECT	126	mg/dl	0.00 - 130.00	
TC/HDL	4.35			
LDL/HDL	2.42			

Sample: Serum

## LIVER FUNCTION TEST (LFT)



**BADARINATH S**  
MD (PGI)  
HEMATOPATHOLOGIST / PATHOLOGIST

Printed on 25/03/2022 09:51

Page: 1 Of 5

#15, 70th Cross, 14th Main, 1st Stage, Kumaraswamy Layout (Opp. to 15 E Bus Stop), Bengaluru - 560 078

☎ 080 7150 0500 / 88844 66000 ✉ info@vasavihospitals.com 🌐 www.vasavihospitals.com

Gastroenterology • Neurology • Orthopaedics • General Surgery • Obstetrics &amp; Gynecology • Nephrology &amp; Urology • ENT • Emergency &amp; Critical Care





**VASAVI  
HOSPITAL**

LABORATORY

WE CURE WITH CARE

<b>Patient Name</b>	Mr. R PRAJWAL ALIAS R LAKSHMANMURT	<b>Lab No</b>	732
<b>UHID/IP No</b>	193138 / 813	<b>Sample Date</b>	12/03/2022 10:47AM
<b>Age/Gender</b>	50 Yrs/Male	<b>Receiving Date</b>	12/03/2022 10:59AM
<b>Bed No/Ward</b>	OPD	<b>Report Date</b>	12/03/2022 3:07PM
<b>Referred By</b>	WALK IN	<b>Report Status</b>	Final

TOTAL BILIRUBIN 0.41 mg/dl Adult - 0.2 - 1.3 mg/ dL

**Special condition:**

Premature - <2.0 mg/ dL  
Full term - <2.0 mg/ dL  
0-1 day - Premature-  
1.0 - 8.0 mg/ dL  
0-1 day - Full term -  
2.0 - 6.0 mg/ dL  
1 - 2 days Premature -  
6.0 - 12.0 mg/ dL  
1 - 2 days Full term -  
6.0 - 10.0 mg/ dL  
3 - 5 days Premature -  
10.0 - 14.0 mg/ dL  
3 - 5 days Full term -  
4.0 - 8.0 mg/ dL

DIRECT BILIRUBIN	0.22	mg/dl	0.00 - 0.30
INDIRECT BILIRUBIN.	0.19	mg/dl	
ASPARATE AMINOTRANSFERASE (SGOT/AST)	23	U/L	0.00 - 40.00
ALANINE AMINOTRANSFERASE (SGPT/ALT)	24	U/L	0.00 - 40.00
ALKALINE PHOSPHATASE (ALP)	73	IU/L	25.00 - 147.00
TOTAL PROTEIN	<b>5.2 L</b>	g/dl	6.00 - 8.50
SERUM ALBUMIN	3.5	g/dl	3.50 - 5.20
SERUM GLOBULIN	<b>1.70 L</b>	g/dl	2.30 - 3.50
A/G RATIO	<b>2.06 H</b>	%	1.00 - 1.50
POST PRANDIAL BLOOD GLUCOSE	<b>189 H</b>	mg/dl	70.00 - 140.00
URIC ACID	6.7	mg/dl	4.50 - 8.10

--End Of Report--



*Badarinath S*

**BADARINATH S**  
MD (PGI)  
HEMATOPATHOLOGIST / PATHOLOGIST

Printed on 25/03/2022 09:51

Page: 2 Of 5

#15, 70th Cross, 14th Main, 1st Stage, Kumaraswamy Layout (Opp. to 15 E Bus Stop), Bengaluru - 560 078

☎ 080 7150 0500 / 88844 66000 ✉ info@vasavihospitals.com 🌐 www.vasavihospitals.com

Gastroenterology • Neurology • Orthopaedics • General Surgery • Obstetrics & Gynecology • Nephrology & Urology • ENT • Emergency & Critical Care



**VASAVI  
HOSPITAL**

LABORATORY

WE CURE WITH CARE

<b>Patient Name</b>	Mr. R PRAJWAL ALIAS R LAKSHMANMURT	<b>Lab No</b>	732	(A Unit of Sree Vasavi Trust)
<b>UHID/IP No</b>	193138 / 813	<b>Sample Date</b>	12/03/2022 10:47AM	
<b>Age/Gender</b>	50 Yrs/Male	<b>Receiving Date</b>	12/03/2022 10:59AM	
<b>Bed No/Ward</b>	OPD	<b>Report Date</b>	12/03/2022 1:51PM	
<b>Referred By</b>	WALK IN	<b>Report Status</b>	Final	

**HORMONES**

Test Name	Result	Unit	Biological Ref. Range	Method
<b>THYROID PROFILE (T3, T4, TSH)</b>				
TOTAL TRIIODOTHYRONINE (T3)	1.86	nmol/L	0.93 - 3.72	
TOTAL THYROXINE (T4)	120	nmol/L	60.00 - 120.00	
TSH (THYROID STIMULATING HORMONE)	0.94	uIU/ml	0.40 - 5.00	

--End Of Report--



*Badarinath S*

**BADARINATH S**  
MD (PGI)  
HEMATOPATHOLOGIST / PATHOLOGIST

Printed on 25/03/2022 09:51

Page: 5 Of 5

#15, 70th Cross, 14th Main, 1st Stage, Kumaraswamy Layout (Opp. to 15 E Bus Stop), Bengaluru - 560 078

☎ 080 7150 0500 / 88844 66000 ✉ info@vasavihospitals.com 🌐 www.vasavihospitals.com

Gastroenterology • Neurology • Orthopaedics • General Surgery • Obstetrics & Gynecology • Nephrology & Urology • ENT • Emergency & Critical Care



<b>Name :</b> Mr. R.PRAJWAL	<b>Age :</b> 50 Year(s)	
<b>Date :</b> 12/03/2022 13:43	<b>Sex :</b> Male	
<b>Lab. No. A</b> 292331	<b>Ref. by :</b>	
Test Name	Result	Reference Range

**HORMONE ANALYSIS REPORT**

Prostate Specific Antigen (Total) 0.87 ng/mL

Up to 4.0 Normal  
4.0 - 10.0 Hypertrophy and  
Benign Genito-Urinary  
conditions  
> 10 Suspicious of  
Malignancy

----- End of Report -----

*Barath M*

*[Signature]*

*[Signature]*

**Dr. Shreedhar Murthy**  
MD Pathology

**K.R. Mohan Reddy**  
MSc Biochem





**VASAVI  
HOSPITAL**

WE CURE WITH CARE  
(A Unit of Sree Vasavi Trust)

**DOPPLER STUDY**

VALVES	VELOCITY	GRADIENT	REGURGITATION	OTHERS
P V	0.99 m/s		NO PR	
MV	E: 0.89 m/s A: 0.82 m/s		NO MR	
AV	1.19 m/s		NO AR	
TV	E: 0.60m/s A: 0.40m/s		NO TR	
OTHERS				

**SUMMARY FINDINGS:**

- NORMAL CARDIAC CHAMBERS AND SIZES
- NO REGIONAL WALL MOTION ABNORMALITY AT REST
- NORMAL LV SYSTOLIC FUNCTION (EF- 74 %)
- NO CLOT / EFFUSION / VEGETATION

**DR PRANEETH S**  
CONSULTANTCARDIOLOGIST

**DEV**  
Sr CARDIO TECHNOLOGIST

#15, 70th Cross, 14th Main, 1st Stage, Kumaraswamy Layout (Opp. to 15 E Bus Stop), Bengaluru - 560 078

☎ 080 7150 0500 / 88844 66000 ✉ info@vasavihospitals.com 🌐 www.vasavihospitals.com





**VASAVI  
HOSPITAL**

DEPARTMENT OF RADIOLOGY & IMAGING **WE CURE WITH CARE**

Patient Name	Mr. R PRAJWAL ALIAS R LAKSHMANMURT	RIS No	732 (A Unit of Sree Vasavi Trust)
UHID/IP No	193138 / 813	Order Date	12/03/2022 10:47AM
Age/Gender	50 Yrs/Male	Receiving Date	12/03/2022 11:57AM
Bed No/Ward	OPD	Report Date	12/03/2022 12:01PM
Referred By	WALK IN	Report Status	Final

**USG**

**ABDOMEN & PELVIS (USG)**

**LIVER:** Liver is 13.6 cm in size, both lobes of liver are normal in size with increased echotexture. No evidence of any focal lesion / intrahepatic biliary dilatation noted. CBD and Portal vein normal in size and echotexture.

**GALL BLADDER:** Well distended, gall bladder wall thickness is normal. Contents are clear. No evidence of gall stones / cholecystitis.

**PANCREAS:** Head and body appears normal. Uncinate process and tail could not be assessed due to bowel gas. MPD is normal.

**SPLEEN:** Normal in size measuring 9.6 cms with normal echotexture.

**KIDNEYS:** Both Kidneys are normal in size, shape, contour & position. Cortico medullary differentiation is well maintained. No evidence of any hydronephrosis / hydroureter.

Right Kidney measures : 9.9 x 4.3 cms. Parenchymal thickness 1.6 cms.

Left Kidney measures : 10.1 x 4.5 cms. Parenchymal thickness 1.6 cms.

**URINARY BLADDER:** Well distended with clear contents. Wall thickness is normal.

**PROSTATE:** Normal in size and echotexture. Vol: 17.2 cc.

No focal lesion seen. Both seminal vesicles appear normal.

No obvious free fluid in the peritoneal cavity.

**IMPRESSION: FATTY LIVER.**

**\*\* Note: All abnormalities cannot be detected by Ultrasound scan due to technical limitation, obesity and other factors. Scan findings to be correlated with old reports or other investigations.**



**Dr. KIRUTHIKA SELVARAJ**

MBS, DMB, DMS (Stop), Bengaluru - 560 078

**CONSULTANT RADIOLOGIST**

#15, 70th Cross, 14th Main, 1st Stage, Kumaraswamy Layout (Opp. MBS, DMB, DMS Stop), Bengaluru - 560 078


080 7150 0500 / 88844 66000 info@vasavihospitals.com www.vasavihospitals.com

Printed on 25/03/2022 10:49

Page: 1 Of 2

Gastroenterology • Neurology • Orthopaedics • General Surgery • Obstetrics & Gynecology • Nephrology & Urology • ENT • Emergency & Critical Care





DEPARTMENT OF RADIOLOGY & IMAGING WE CURE WITH CARE

Patient Name	Mr. R PRAJWAL ALIAS R LAKSHMANMURT	RIS No	732 (A Unit of Sree Vasavi Trust)
UHID/IP No	193138 / 813	Order Date	12/03/2022 10:47AM
Age/Gender	50 Yrs/Male	Receiving Date	12/03/2022 6:50PM
Bed No/Ward	OPD	Report Date	12/03/2022 6:55PM
Referred By	WALK IN	Report Status	Final

**X-RAY**

**CHEST AP VIEW (X RAY)**


**Chest X-Ray PA View**

**FINDINGS:**

- The lungs on the either side show equal translucency.
- Cardiac size and ventricular configuration are normal.
- Both hilar region appear normal.
- Both C P angles appear clear.
- Both domes of diaphragm appear normal.
- Bony cage and soft tissue appear normal.

**IMPRESSION: ESSENTIALLY NORMAL STUDY.**

--End Of Report--



**Dr. B SWAROOP**  
MBBS MD (Radiology)  
CONSULTANT RADIOLOGIST

#15, 70th Cross, 14th Main, 1st Stage, Kumaraswamy Layout (Opp. to 1st Stage Bus Stop), Bengaluru - 560 078

080 7150 0500 / 88844 66000 | info@vasavihospitals.com | www.vasavihospitals.com

Printed on 25/03/2022 10:48





# VASAVI HOSPITAL

WE CURE WITH CARE  
(A Unit of Sree Vasavi Trust)

**CARDIOLOGY-NON INVASIE DEPARTMENT**  
**ECHOCARDIOGRAPHY REPORT**

PATIENT NAME	Mr PRAJWAL R	DATE	12-03-2022
AGE/ SEX	50 YRS /MALE	UHID NO	193138
ADDRESS	BANGALORE	ECHO NO	
MOBILE NO		HT/WT/BSA	
REF BY	HEALTH CHECK UP	DONE BY	DEV

**M - MODE MEASUREMENTS**

AO	3.76	cm	RVIDD	1.19	cm
LA	3.10	cm	IVSD	0.87	cm
AO/LA RATIO	1.26	cm	LVIDD	4.92	cm
AV CUP	1.15	cm	LVPWD	1.14	cm
EPSS	0.9	cm	IVSS	1.26	Cm
DE	1.16	cm	LVIDS	2.78	Cm
EF SLOPE	0.12	m/s	LVPWS	1.41	Cm
SV	59.25		EDV	114.16	ml
CO			ESV	29.05	ml
HR			EF	74.66	%
LVMl			FS	43.51	%
OTHERS			LV MASS	186.11	grms

**DESCRIPTIVE FINDINGS:** Technically Adequate Study. Normal Sinus rhythm during Study.

LEFT VENTRICLE	Normal in size
LEFT ATRIUM	Normal in size
RIGHT VENTRICLE	Normal in size
RIGHT ATRIUM	Normal in size
WALL MOTION ANALYSIS	No RWMA
TRICUSPID VALVE	Normal
MITRAL VALVE	Normal
PULMONIC VALVE	Normal
AORTIC VALVE	Normal
IVS/IAS	Intact
AORTA & PA	Normal
SYSTEMIC & PULMONARY VENIS	Normally Draining
PERICARDIUM	Normal
OTHERS	No Intra Cardiac Thrombus, Tumour or Vegetation

#15, 70th Cross, 14th Main, 1st Stage, Kumaraswamy Layout (Opp. to 15 E Bus Stop), Bengaluru - 560 078

☎ 080 7150 0500 / 88844 66000 ✉ info@vasavihospitals.com 🌐 www.vasavihospitals.com





**VASAVI  
HOSPITAL**

LABORATORY


WE CURE WITH CARE

<b>Patient Name</b>	Mr. R PRAJWAL ALIAS R LAKSHMANMURT	<b>Lab No</b>	732
<b>UHID/IP No</b>	193138 / 813	<b>Sample Date</b>	12/03/2022 10:47AM
<b>Age/Gender</b>	50 Yrs/Male	<b>Receiving Date</b>	12/03/2022 12:57PM
<b>Bed No/Ward</b>	OPD	<b>Report Date</b>	12/03/2022 1:51PM
<b>Referred By</b>	WALK IN	<b>Report Status</b>	Final

**CLINICAL PATHOLOGY**

Test Name	Result	Unit	Biological Ref. Range	Method
<b>URINE GLUCOSE FASTING</b>				
URINE SUGAR	NIL		NEGATIVE	Sample: Urine
<b>PHYSICAL CHARACTERS</b>				
COLOUR	Pale Yellow			
APPEARANCE	Clear		Clear	
SPECIFIC GRAVITY	1.015			
PH	6.0			
<b>CHEMICAL CONSTITUENTS</b>				
ALBUMIN	Nil			
SUGAR	Nil			
BILE SALTS	Absent			
BILE PIGMENTS	Absent			
KETONE BODIES	NEGATIVE			
BLOOD	Absent			
<b>MICROSCOPY</b>				
PUS CELLS	2-3/HPF			
R.B.C	Nil			
EPITHELIAL CELLS	1-2 /HPF			
CASTS	Absent			
CRYSTALS	Absent			
BACTERIA	Absent			
<b>URINE GLUCOSE-POST PRANDIAL</b>				
URINE SUGAR	NIL		NEGATIVE	

--End Of Report--



**BADARINATH S**  
MD (PGI)  
HEMATOPATHOLOGIST / PATHOLOGIST

Printed on 25/03/2022 09:51

Page: 3 Of 5

#15, 70th Cross, 14th Main, 1st Stage, Kumaraswamy Layout (Opp. to 15 E Bus Stop), Bengaluru - 560 078

080 7150 0500 / 88844 66000 info@vasavihospitals.com www.vasavihospitals.com

Gastroenterology • Neurology • Orthopaedics • General Surgery • Obstetrics & Gynecology • Nephrology & Urology • ENT • Emergency & Critical Care