



Name: <b>MANOJKUMAR R MALI</b>	Ward: OPD
Lab ID: <b>00000090</b>	Registration on: 11/03/2023 09:14:00
Age & Sex: <b>38 Year   Male</b>	Reported on: 15:54:18
Reference: <b>VELOCITY HOSPITAL</b>	Sample Type: <b>BLOOD &amp; URINE</b>

### CBC ESR

Test	Observed Value	Unit	Biological Reference Interval
Haemoglobin	15.9	g/dL	13.0 - 18.0
Total RBC	5.14	mill./cm	4.50 - 6.00
Total WBC	5200	/cmm	4000 - 10000
Platelet Count	181000	/cmm	150000 - 450000
HCT	48.6	%	40.0 - 50.0
MCV	94.6	fL	80.0 - 100.0
MCH	30.9	pg	27.0 - 32.0
MCHC	32.7	g/dL	31.5 - 36.0
<u>DIFFERENTIAL COUNT</u>			
Neutrophils	65	%	40 - 70
Lymphocytes	29	%	20 - 40
Eosinophils	02	%	02 - 05
Monocytes	04	%	01 - 07
<u>ABSOLUTE DIFFERENTIAL COUNT</u>			
Neutrophils	3380	/cumm	2000 - 7000
Lymphocytes	1508	/cumm	1000 - 3000
Eosinophils	104	/cumm	20 - 500
Monocytes	208	/cumm	200 - 1000
<u>GLR / NLR</u> (Neutrophil/Lymphocyte Ratio)	2.2		
RDW-CV	12.9	%	11.5 - 14.5
MPV	7.3	fL	7.00 - 11.00
PCT	0.13	%	0.10 - 0.30
PDW	17.1	%	10.0-18.00

### PERIPHERAL SMEAR EXAMINATION

RBC Morphology Normochromic and normocytic.  
 WBC Morphology Appear normal, Immature cells are not seen  
 Platelets in Smear Adequate.

DR. TEJAL BHATT  
 MD. PATHOLOGIST





Name: **MANOJKUMAR R MALI**

Ward: OPD

Lab ID **0000090**

Registration on: 11/03/2023 09:14:00

Age & Sex: **38 Year | Male**

Reported on: 15:54:18

Reference: **VELOCITY HOSPITAL**

Sample Type: **BLOOD & URINE**

Malarial Parasites

NOT DETECTED.

*Bhatt*

DR. TEJAL BHATT  
MD. PATHOLOGIST





Name: <b>MANOJKUMAR R MALI</b>	Ward: <b>OPD</b>
Lab ID: <b>00000090</b>	Registration on: <b>11/03/2023 09:14:00</b>
Age & Sex: <b>38 Year   Male</b>	Reported on: <b>15:54:18</b>
Reference: <b>VELOCITY HOSPITAL</b>	Sample Type: <b>BLOOD &amp; URINE</b>

## BLOOD GROUP

Test	Observed Value	Unit	Biological Reference Interval
<u>Blood Group</u>	"B"		
Rh Factor	POSITIVE		

DR. TEJAL BHATT  
MD. PATHOLOGIST





Name: <b>MANOJKUMAR R MALI</b>	Ward: <b>OPD</b>
Lab ID: <b>00000090</b>	Registration on: <b>11/03/2023 09:14:00</b>
Age & Sex: <b>38 Year   Male</b>	Reported on: <b>15:54:18</b>
Reference: <b>VELOCITY HOSPITAL</b>	Sample Type: <b>BLOOD &amp; URINE</b>

## BLOOD GLUCOSE TEST

Test	Observed Value	Unit	Biological Reference Interval
Sample <u>FASTING (FBS)</u> Blood Sugar-F	FLOURIDE PLASMA 89.8	mg/dL	70.00-110.00

DR. TEJAL BHATT  
MD. PATHOLOGIST



Name: **MANOJKUMAR R MALI**

Ward: OPD

Lab ID: **00000090**

Registration on: 11/03/2023 09:14:00

Age & Sex: **38 Year | Male**

Reported on: 15:54:18


Reference: **VELOCITY HOSPITAL**Sample Type: **BLOOD & URINE**

## HEMOGLOBIN A1c TEST

Test	Observed Value	Unit	Biological Reference Interval
<u>HbA1c</u>	6.7 H	%	> 8 : Action Suggested 7-8 : Good Control < 7 : Goal 6-7 : Near Normal Glycemia < 6 : Non-diabetic Level
Mean Blood Glucose	145.6 H	mg/dL	80.0 - 140.0

### Importance of HbA1c - Glycated Hb. in Diabetes Mellitus

- HbA1c, also known as Glycated Hemoglobin is the most important test for the assessment of long term blood glucose control (also called glycemic control)
- HbA1c reflects mean blood glucose concentration over past 6-8 weeks and provides a much better indication of long term glycemic control than blood glucose determination
- HbA1c is formed by non-enzymatic reaction between glucose and Hb. , this reaction is irreversible and therefore remains unaffected by short term fluctuations in blood glucose levels.
- Long term complications of diabetes such as retinopathy-eye complications, nephropathy-kidney complications and neuropathy-nerve complications, are potentially serious and can lead to blindness, kidney failure etc.
- Glycemic control monitored by HbA1c measurement using HPLC method-(Gold Standard) is considered most important. (Ref. National Glycohemoglobin Standardization Program -NGSP).

DR. TEJAL BHATT  
MD. PATHOLOGIST

Name: **MANOJKUMAR R MALI**

Ward: OPD

Lab ID: **00000090**

Registration on: 11/03/2023 09:14:00


Age & Sex: **38 Year | Male**

Reported on: 15:54:18

Reference: **VELOCITY HOSPITAL**Sample Type: **BLOOD & URINE**

## LIVER FUNCTION TEST

Test	Observed Value	Unit	Biological Reference Interval
<b><u>BILIRUBIN</u></b>			
Total Bilirubin	0.4	mg/dL	0.0-1.20
Direct Bilirubin	0.2	mg/dL	0.00 - 0.40
Indirect Bilirubin	0.20	mg/dL	
SGPT(ALT)	58.7 H	U/L	UP TO 45.00
SGOT (AST)	65.8 H	U/L	0.0 - 40.0
GAMMA GT	28	IU/L	7 TO 50 IU/L
<b><u>PROTEINS</u></b>			
Total Protein	7.6	g/dL	6.0 - 8.0
Albumin	3.9	g/dL	3.50 - 5.50
Globulin	3.7	g/dL	2.5 - 4.0
A/G Ratio	1.1		

DR. TEJAL BHATT  
MD. PATHOLOGIST



Name: <b>MANOJKUMAR R MALI</b>	Ward: OPD
Lab ID: <b>00000090</b>	Registration on: 11/03/2023 09:14:00
Age & Sex: <b>38 Year   Male</b>	Reported on: 15:54:18
Reference: <b>VELOCITY HOSPITAL</b>	Sample Type: <b>BLOOD &amp; URINE</b>

## LIPID PROFILE

Test	Observed Value	Unit	Biological Reference Interval
Sample	Fasting Blood Serum		
Cholesterol	160.5	mg/dL	100 - 199 mg/dl
Triglyceride	140.3	mg/dL	0 - 150 : Normal 150 - 199 : Borderline High 200 - 499 : High >= 500 : Very High
HDL Cholesterol	45.5	mg/dL	< 35 : Low (High Risk) >= 60 : High (Low Risk)
VLDL	28.06	mg/dL	0.00 - 30.00
LDL Cholesterol	86.94	mg/dL	< 100 : Optimal 100 - 129 : Near/Above Optimal 130 - 159 : Borderline High 160 - 189 : High >= 190 : Very High
LDL Chol. / HDL Chol. Ratio	1.91		1.0 - 3.4
Cholesterol / HDL Chol. Ratio	3.53	H	0 - 3.5
Total Lipid	566.9	mg/dl	400.0 - 1000.0

DR. TEJAL BHATT  
MD. PATHOLOGIST



Name: **MANOJKUMAR R MALI**

Ward: OPD

Lab ID: **0000090**


Registration on: 11/03/2023 09:14:00

Age & Sex: **38 Year | Male**

Reported on: 15:54:19

Reference: **VELOCITY HOSPITAL**Sample Type: **BLOOD & URINE****RENAL FUNCTION TEST**

Test	Observed Value	Unit	Biological Reference Interval
S. Creatinine	0.94	mg/dL	0.30 - 1.30
Bl. Urea	26.8	mg/dL	10.0 - 40.0
BUN	12.5	mg/dl	6.0 - 22.0
Uric Acid	7.0	mg/dL	3.5 - 7.2
<b>PROTEINS</b>			
Total Protein	7.6	g/dL	6.0 - 8.0
Albumin	3.9	g/dL	3.50 - 5.50
Globulin	3.7	g/dL	2.5 - 4.0
A/G Ratio	1.1		

DR. TEJAL BHATT  
MD. PATHOLOGIST



Name: **MANOJKUMAR R MALI**

Ward: OPD

Lab ID: **00000090**

Registration on: 11/03/2023 09:14:00

Age & Sex: **38 Year | Male**

Reported on: 15:54:19

Reference: **VELOCITY HOSPITAL**Sample Type: **BLOOD & URINE**

## URINE ANALYSIS

Test	Observed Value	Unit	Biological Reference Interval
Sample	Fresh Urine		
<u>PHYSICAL EXAMINATION</u>			
Quantity	10.0	mL	
Colour	Pale-Yellow		
Appearance	Clear		
pH	6.5		
Specific Gravity	1.020		
Sediments	Absent		Absent
<u>CHEMICAL EXAMINATION</u>			
Protein (Albumin)	Absent		Absent
Sugar	Absent		Absent
Bile Salts	Absent		Absent
Bile Pigment	Absent		Absent
Ketone	Absent		Absent
Occult Blood	Absent		Absent
Nitrite	Absent		Absent
Leukocyte Esterase	Absent		Absent
Urobilinogen	Normal		Normal
<u>MICROSCOPIC EXAMINATION</u>			
Pus Cells	Occasional	/hpf	Absent
Red Blood Cells	Absent	/hpf	Absent
Epithelial Cells	Absent	/hpf	Absent
Crystals	Absent		Absent
Amorphous material	Absent		Absent
Casts	Absent		Absent
Yeast	Absent		Absent
Bacteria	Absent		Absent

--- End of Report ---

DR. TEJAL BHATT  
MD. PATHOLOGIST