

प्रति,

समन्वयक,  
Mediwheel (Arcofemi Healthcare Limited)  
हेल्पलाइन नंबर: 011-41195959

महोदय/ महोदया,

विषय: बैंक ऑफ़ बड़ौदा के कर्मचारियों के लिए वार्षिक स्वास्थ्य जांच।

हम आपको सूचित करना चाहते हैं कि हमारे कर्मचारी की पत्नी/पति जिनके विवरण निम्नानुसार हैं हमारे करार के अनुसार आपके द्वारा उपलब्ध कराई गई कैशलेस वार्षिक स्वास्थ्य जांच सुविधा का लाभ लेना चाहते हैं।

स्वास्थ्य जांच लाभार्थी के विवरण	
नाम	SAVITRI DEVI
जन्म की तारीख	23-07-1986
कर्मचारी की पत्नी/पति के स्वास्थ्य जांच की प्रस्तावित तारीख	14-10-2023
बुकिंग संदर्भ सं.	23D187316100072148S
पत्नी/पति के विवरण	
कर्मचारी का नाम	MR. GUPTA SHIVANATH
कर्मचारी की क.कू.संख्या	187316
कर्मचारी का पद	WEALTH EXECUTIVE
कर्मचारी के कार्य का स्थान	ALLAHABAD, MUMFORDEGANJ
कर्मचारी के जन्म की तारीख	01-02-1985

यह अनुमोदन/ संस्तुति पत्र तभी वैध माना जाएगा जब इसे बैंक ऑफ़ बड़ौदा के कर्मचारी आईडी कार्ड की प्रति के साथ प्रस्तुत किया जाएगा। यह अनुमोदन पत्र दिनांक 13-10-2023 से 31-03-2024 तक मान्य है। इस पत्र के साथ किए जाने वाले चिकित्सा जांच की सूची अनुलग्नक के रूप में दी गई है। कृपया नोट करें कि उक्त स्वास्थ्य जांच हमारी टाई-अप व्यवस्था के अनुसार कैशलेस सुविधा है। हम अनुरोध करते हैं कि आप हमारे कर्मचारी के पत्नी/पति की स्वास्थ्य जांच संबंधी आवश्यकताओं पर उचित कार्रवाई करें तथा इस संबंध में अपनी सर्वोच्च प्राथमिकता तथा सर्वोत्तम संसाधन उपलब्ध कराएं। उपर्युक्त सारणी में दी गई कर्मचारी कूट संख्या एवं बुकिंग संदर्भ संख्या का उल्लेख अनिवार्य रूप से इनवॉइस में किया जाना चाहिए।

हम इस संबंध में आपके सहयोग की अपेक्षा करते हैं।

भवदीय,

हस्ता/-

(मुख्य महाप्रबंधक)

मानव संसाधन प्रबंधन विभाग

बैंक ऑफ़ बड़ौदा

(नोट: यह कंप्यूटर द्वारा जनरेट किया गया पत्र है। हस्ताक्षर की आवश्यकता नहीं है। कृपया किसी भी स्पष्टीकरण के लिए Mediwheel (Arcofemi Healthcare Limited) से संपर्क करें।)



भारतीय विशिष्ट पहचान प्राधिकरण  
Unique Identification Authority of India

पता: W/O: शिवनाथ, नौसागर,  
महाराजगंज, नौसागरा, उत्तर प्रदेश,  
273161

Address: W/O: Shvsnath, Nausagar,  
Maharajganj, Nausagra, Uttar Pradesh,  
273161

3336 3974 0731

1947  
1800 300 1947

✉  
help@uidai.gov.in

www  
www.uidai.gov.in



भारत सरकार  
Government of India



सावित्री देवी  
Savitri Devi

जन्म तिथि / DOB : 23/07/1986  
महिला / Female



3336 3974 0731

आधार - आम आदमी का अधिकार

1000 0000 0000 0000 0000 0000 0000 0000

# CHANDAN DIAGNOSTIC CENTRE

Add: 49/19-B, Kamla Nehru Road, Katra, Prayagraj

Ph: 9235447965,0532-3559261

CIN : U85110DL2003PLC308206

Patient Name	: Mrs.SAVITRI DEVI	Registered On	: 14/Oct/2023 08:51:58
Age/Gender	: 37 Y 2 M 22 D /F	Collected	: 14/Oct/2023 09:23:19
UHID/MR NO	: ALDP.0000128313	Received	: 14/Oct/2023 10:35:15
Visit ID	: ALDP0227542324	Reported	: 14/Oct/2023 11:45:35
Ref Doctor	: Dr. MEDIWHEEL-ARCOFEMI HEALTH CARE LTD -	Status	: Final Report

## DEPARTMENT OF HAEMATOLOGY

### MEDIWHEEL BANK OF BARODA MALE & FEMALE BELOW 40 YRS

Test Name	Result	Unit	Bio. Ref. Interval	Method
-----------	--------	------	--------------------	--------

#### Blood Group (ABO & Rh typing) \* , Blood

Blood Group	B			ERYTHROCYTE MAGNETIZED TECHNOLOGY / TUBE AGGLUTINA
Rh ( Anti-D)	POSITIVE			ERYTHROCYTE MAGNETIZED TECHNOLOGY / TUBE AGGLUTINA

#### Complete Blood Count (CBC) \* , Whole Blood

Haemoglobin	10.20	g/dl	1 Day- 14.5-22.5 g/dl 1 Wk- 13.5-19.5 g/dl 1 Mo- 10.0-18.0 g/dl 3-6 Mo- 9.5-13.5 g/dl 0.5-2 Yr- 10.5-13.5 g/dl 2-6 Yr- 11.5-15.5 g/dl 6-12 Yr- 11.5-15.5 g/dl 12-18 Yr 13.0-16.0 g/dl Male- 13.5-17.5 g/dl Female- 12.0-15.5 g/dl	
TLC (WBC)	6,800.00	/Cu mm	4000-10000	ELECTRONIC IMPEDANCE
<u>DLC</u>				
Polymorphs (Neutrophils )	66.00	%	55-70	ELECTRONIC IMPEDANCE
Lymphocytes	26.00	%	25-40	ELECTRONIC IMPEDANCE
Monocytes	5.00	%	3-5	ELECTRONIC IMPEDANCE
Eosinophils	3.00	%	1-6	ELECTRONIC IMPEDANCE
Basophils	0.00	%	<1	ELECTRONIC IMPEDANCE
<u>ESR</u>				
Observed	18.00	Mm for 1st hr.		
Corrected	-	Mm for 1st hr.	<20	
PCV (HCT)	32.00	%	40-54	
Platelet count				
Platelet Count	1.85	LACS/cu mm	1.5-4.0	ELECTRONIC IMPEDANCE/MICROSCOPIC
PDW (Platelet Distribution width)	15.60	fL	9-17	ELECTRONIC IMPEDANCE
P-LCR (Platelet Large Cell Ratio)	48.80	%	35-60	ELECTRONIC IMPEDANCE

# CHANDAN DIAGNOSTIC CENTRE

Add: 49/19-B, Kamla Nehru Road, Katra, Prayagraj

Ph: 9235447965,0532-3559261


CIN : U85110DL2003PLC308206

Patient Name	: Mrs.SAVITRI DEVI	Registered On	: 14/Oct/2023 08:51:58
Age/Gender	: 37 Y 2 M 22 D /F	Collected	: 14/Oct/2023 09:23:19
UHID/MR NO	: ALDP.0000128313	Received	: 14/Oct/2023 10:35:15
Visit ID	: ALDP0227542324	Reported	: 14/Oct/2023 11:45:35
Ref Doctor	: Dr. MEDIWHEEL-ARCOFEMI HEALTH CARE LTD -	Status	: Final Report

## DEPARTMENT OF HAEMATOLOGY

### MEDIWHEEL BANK OF BARODA MALE & FEMALE BELOW 40 YRS

Test Name	Result	Unit	Bio. Ref. Interval	Method
PCT (Platelet Hematocrit)	0.24	%	0.108-0.282	ELECTRONIC IMPEDANCE
MPV (Mean Platelet Volume)	13.00	fL	6.5-12.0	ELECTRONIC IMPEDANCE
RBCCount				
RBC Count	4.09	Mill./cu mm	3.7-5.0	ELECTRONIC IMPEDANCE
Blood Indices (MCV, MCH, MCHC)				
MCV	79.30	fl	80-100	CALCULATED PARAMETER
MCH	24.90	pg	28-35	CALCULATED PARAMETER
MCHC	31.40	%	30-38	CALCULATED PARAMETER
RDW-CV	17.40	%	11-16	ELECTRONIC IMPEDANCE
RDW-SD	54.00	fL	35-60	ELECTRONIC IMPEDANCE
Absolute Neutrophils Count	4,488.00	/cu mm	3000-7000	
Absolute Eosinophils Count (AEC)	204.00	/cu mm	40-440	



**Dr. Anupam Singh (MBBS MD Pathology)**

# CHANDAN DIAGNOSTIC CENTRE

Add: 49/19-B, Kamla Nehru Road, Katra, Prayagraj

Ph: 9235447965,0532-3559261

CIN : U85110DL2003PLC308206

Patient Name	: Mrs.SAVITRI DEVI	Registered On	: 14/Oct/2023 08:52:03
Age/Gender	: 37 Y 2 M 22 D /F	Collected	: 14/Oct/2023 09:23:18
UHID/MR NO	: ALDP.0000128313	Received	: 14/Oct/2023 10:35:15
Visit ID	: ALDP0227542324	Reported	: 14/Oct/2023 11:06:04
Ref Doctor	: Dr. MEDIWHEEL-ARCOFEMI HEALTH CARE LTD -	Status	: Final Report

## DEPARTMENT OF BIOCHEMISTRY

### MEDIWHEEL BANK OF BARODA MALE & FEMALE BELOW 40 YRS

Test Name	Result	Unit	Bio. Ref. Interval	Method
-----------	--------	------	--------------------	--------

#### GLUCOSE FASTING \* , Plasma

Glucose Fasting	90.40	mg/dl	< 100 Normal 100-125 Pre-diabetes ≥ 126 Diabetes	GOD POD
-----------------	-------	-------	--	---------

#### Interpretation:

- Kindly correlate clinically with intake of hypoglycemic agents, drug dosage variations and other drug interactions.
- A negative test result only shows that the person does not have diabetes at the time of testing. It does not mean that the person will never get diabetics in future, which is why an Annual Health Check up is essential.
- I.G.T = Impaired Glucose Tolerance.

#### Glucose PP\*

Sample: Plasma After Meal

102.00	mg/dl	<140 Normal 140-199 Pre-diabetes >200 Diabetes	GOD POD
--------	-------	--	---------

#### Interpretation:

- Kindly correlate clinically with intake of hypoglycemic agents, drug dosage variations and other drug interactions.
- A negative test result only shows that the person does not have diabetes at the time of testing. It does not mean that the person will never get diabetics in future, which is why an Annual Health Check up is essential.
- I.G.T = Impaired Glucose Tolerance.

#### GLYCOSYLATED HAEMOGLOBIN (HBA1C) \* , EDTA BLOOD

Glycosylated Haemoglobin (HbA1c)	4.70	% NGSP	HPLC (NGSP)
Glycosylated Haemoglobin (HbA1c)	28.30	mmol/mol/IFCC	
Estimated Average Glucose (eAG)	89	mg/dl	

#### Interpretation:

#### NOTE:-

- eAG is directly related to A1c.
- An A1c of 7% -the goal for most people with diabetes-is the equivalent of an eAG of 154 mg/dl.
- eAG may help facilitate a better understanding of actual daily control helping you and your health care provider to make necessary changes to your diet and physical activity to improve overall diabetes management.

# CHANDAN DIAGNOSTIC CENTRE

Add: 49/19-B, Kamla Nehru Road, Katra, Prayagraj

Ph: 9235447965,0532-3559261

CIN : U85110DL2003PLC308206

Patient Name	: Mrs.SAVITRI DEVI	Registered On	: 14/Oct/2023 08:52:03
Age/Gender	: 37 Y 2 M 22 D /F	Collected	: 14/Oct/2023 09:23:18
UHID/MR NO	: ALDP.0000128313	Received	: 14/Oct/2023 10:35:15
Visit ID	: ALDP0227542324	Reported	: 14/Oct/2023 11:06:04
Ref Doctor	: Dr. MEDIWHEEL-ARCOFEMI HEALTH CARE LTD -	Status	: Final Report

## DEPARTMENT OF BIOCHEMISTRY

### MEDIWHEEL BANK OF BARODA MALE & FEMALE BELOW 40 YRS

Test Name	Result	Unit	Bio. Ref. Interval	Method
-----------	--------	------	--------------------	--------

The following ranges may be used for interpretation of results. However, factors such as duration of diabetes, adherence to therapy and the age of the patient should also be considered in assessing the degree of blood glucose control.

Haemoglobin A1C (%)NGSP	mmol/mol / IFCC Unit	eAG (mg/dl)	Degree of Glucose Control Unit
> 8	>63.9	>183	Action Suggested*
7-8	53.0 -63.9	154-183	Fair Control
< 7	<63.9	<154	Goal**
6-7	42.1 -63.9	126-154	Near-normal glycemia
< 6%	<42.1	<126	Non-diabetic level

\*High risk of developing long term complications such as Retinopathy, Nephropathy, Neuropathy, Cardiopathy, etc.

\*\*Some danger of hypoglycemic reaction in Type 1 diabetics. Some glucose intolerant individuals and "subclinical" diabetics may demonstrate HbA1C levels in this area.

N.B. : Test carried out on Automated VARIANT II TURBO HPLC Analyser.

#### Clinical Implications:

\*Values are frequently increased in persons with poorly controlled or newly diagnosed diabetes.

\*With optimal control, the HbA 1c moves toward normal levels.

\*A diabetic patient who recently comes under good control may still show higher concentrations of glycosylated hemoglobin. This level declines gradually over several months as nearly normal glycosylated \*Increases in glycosylated hemoglobin occur in the following non-diabetic conditions: a. Iron-deficiency anemia b. Splenectomy c. Alcohol toxicity d. Lead toxicity

\*Decreases in A 1c occur in the following non-diabetic conditions: a. Hemolytic anemia b. chronic blood loss

\*Pregnancy d. chronic renal failure. Interfering Factors:

\*Presence of Hb F and H causes falsely elevated values. 2. Presence of Hb S, C, E, D, G, and Lepore (autosomal recessive mutation resulting in a hemoglobinopathy) causes falsely decreased values.

BUN (Blood Urea Nitrogen) *	7.89	mg/dL	7.0-23.0	CALCULATED
<i>Sample:Serum</i>				
Creatinine *	0.80	mg/dl	0.5-1.20	MODIFIED JAFFES
<i>Sample:Serum</i>				
Uric Acid *	4.91	mg/dl	2.5-6.0	URICASE
<i>Sample:Serum</i>				
LFT (WITH GAMMA GT) * , Serum				

# CHANDAN DIAGNOSTIC CENTRE

Add: 49/19-B, Kamla Nehru Road, Katra, Prayagraj

Ph: 9235447965,0532-3559261

CIN : U85110DL2003PLC308206

Patient Name	: Mrs.SAVITRI DEVI	Registered On	: 14/Oct/2023 08:52:03
Age/Gender	: 37 Y 2 M 22 D /F	Collected	: 14/Oct/2023 09:23:18
UHID/MR NO	: ALDP.0000128313	Received	: 14/Oct/2023 10:35:15
Visit ID	: ALDP0227542324	Reported	: 14/Oct/2023 11:06:04
Ref Doctor	: Dr. MEDIWHEEL-ARCOFEMI HEALTH CARE LTD -	Status	: Final Report

## DEPARTMENT OF BIOCHEMISTRY

### MEDIWHEEL BANK OF BARODA MALE & FEMALE BELOW 40 YRS

Test Name	Result	Unit	Bio. Ref. Interval	Method
SGOT / Aspartate Aminotransferase (AST)	21.00	U/L	< 35	IFCC WITHOUT P5P
SGPT / Alanine Aminotransferase (ALT)	15.40	U/L	< 40	IFCC WITHOUT P5P
Gamma GT (GGT)	32.00	IU/L	11-50	OPTIMIZED SZAZING
Protein	7.50	gm/dl	6.2-8.0	BIURET
Albumin	4.00	gm/dl	3.4-5.4	B.C.G.
Globulin	3.50	gm/dl	1.8-3.6	CALCULATED
A:G Ratio	1.14		1.1-2.0	CALCULATED
Alkaline Phosphatase (Total)	66.00	U/L	42.0-165.0	IFCC METHOD
Bilirubin (Total)	0.60	mg/dl	0.3-1.2	JENDRASSIK & GROF
Bilirubin (Direct)	0.30	mg/dl	< 0.30	JENDRASSIK & GROF
Bilirubin (Indirect)	0.30	mg/dl	< 0.8	JENDRASSIK & GROF

### LIPID PROFILE ( MINI ) \* , Serum

Cholesterol (Total)	137.00	mg/dl	<200 Desirable 200-239 Borderline High > 240 High	CHOD-PAP
HDL Cholesterol (Good Cholesterol)	41.80	mg/dl	30-70	DIRECT ENZYMATIC
LDL Cholesterol (Bad Cholesterol)	73	mg/dl	< 100 Optimal 100-129 Nr. Optimal/Above Optimal 130-159 Borderline High 160-189 High > 190 Very High	CALCULATED
VLDL	21.76	mg/dl	10-33	CALCULATED
Triglycerides	108.80	mg/dl	< 150 Normal 150-199 Borderline High 200-499 High >500 Very High	GPO-PAP



**Dr. Anupam Singh (MBBS MD Pathology)**

# CHANDAN DIAGNOSTIC CENTRE

Add: 49/19-B, Kamla Nehru Road, Katra, Prayagraj

Ph: 9235447965,0532-3559261

CIN : U85110DL2003PLC308206

Patient Name	: Mrs.SAVITRI DEVI	Registered On	: 14/Oct/2023 08:52:01
Age/Gender	: 37 Y 2 M 22 D /F	Collected	: 14/Oct/2023 13:37:17
UHID/MR NO	: ALDP.0000128313	Received	: 14/Oct/2023 14:41:38
Visit ID	: ALDP0227542324	Reported	: 14/Oct/2023 15:18:27
Ref Doctor	: Dr. MEDIWHEEL-ARCOFEMI HEALTH CARE LTD -	Status	: Final Report

## DEPARTMENT OF CLINICAL PATHOLOGY

### MEDIWHEEL BANK OF BARODA MALE & FEMALE BELOW 40 YRS

Test Name	Result	Unit	Bio. Ref. Interval	Method
-----------	--------	------	--------------------	--------

#### URINE EXAMINATION, ROUTINE\* , Urine

Color	PALE YELLOW			
Specific Gravity	1.015			
Reaction PH	Acidic ( 5.0 )			DIPSTICK
Protein	ABSENT	mg %	< 10 Absent 10-40 (+) 40-200 (++) 200-500 (+++) > 500 (++++)	DIPSTICK
Sugar	ABSENT	gms%	< 0.5 (+) 0.5-1.0 (++) 1-2 (+++) > 2 (++++)	DIPSTICK
Ketone	ABSENT	mg/dl	0.1-3.0	BIOCHEMISTRY
Bile Salts	ABSENT			
Bile Pigments	ABSENT			
Urobilinogen(1:20 dilution)	ABSENT			
Microscopic Examination:				
Epithelial cells	0-1/h.p.f			MICROSCOPIC EXAMINATION
Pus cells	0-1/h.p.f			
RBCs	ABSENT			MICROSCOPIC EXAMINATION
Cast	ABSENT			
Crystals	ABSENT			MICROSCOPIC EXAMINATION
Others	ABSENT			

Urine Microscopy is done on centrifuged urine sediment.

#### SUGAR, FASTING STAGE\* , Urine

Sugar, Fasting stage	ABSENT	gms%
----------------------	--------	------

#### Interpretation:

(+)	< 0.5
(++)	0.5-1.0
(+++)	1-2



# CHANDAN DIAGNOSTIC CENTRE

Add: 49/19-B, Kamla Nehru Road, Katra, Prayagraj

Ph: 9235447965,0532-3559261

CIN : U85110DL2003PLC308206

Patient Name	: Mrs.SAVITRI DEVI	Registered On	: 14/Oct/2023 08:52:01
Age/Gender	: 37 Y 2 M 22 D /F	Collected	: 14/Oct/2023 13:37:17
UHID/MR NO	: ALDP.0000128313	Received	: 14/Oct/2023 14:41:38
Visit ID	: ALDP0227542324	Reported	: 14/Oct/2023 15:18:27
Ref Doctor	: Dr. MEDIWHEEL-ARCOFEMI HEALTH CARE LTD -	Status	: Final Report

## DEPARTMENT OF CLINICAL PATHOLOGY

### MEDIWHEEL BANK OF BARODA MALE & FEMALE BELOW 40 YRS

Test Name	Result	Unit	Bio. Ref. Interval	Method
-----------	--------	------	--------------------	--------


(++++) > 2

SUGAR, PP STAGE\* , Urine

Sugar, PP Stage ABSENT

#### Interpretation:

- (+) < 0.5 gms%
- (++) 0.5-1.0 gms%
- (+++) 1-2 gms%
- (++++) > 2 gms%



Dr. Anupam Singh (MBBS MD Pathology)

# CHANDAN DIAGNOSTIC CENTRE

Add: 49/19-B, Kamla Nehru Road, Katra, Prayagraj

Ph: 9235447965,0532-3559261

CIN : U85110DL2003PLC308206

Patient Name	: Mrs.SAVITRI DEVI	Registered On	: 14/Oct/2023 08:52:02
Age/Gender	: 37 Y 2 M 22 D /F	Collected	: 14/Oct/2023 09:23:18
UHID/MR NO	: ALDP.0000128313	Received	: 14/Oct/2023 10:35:15
Visit ID	: ALDP0227542324	Reported	: 14/Oct/2023 15:15:07
Ref Doctor	: Dr. MEDIWHEEL-ARCOFEMI HEALTH CARE LTD -	Status	: Final Report

## DEPARTMENT OF IMMUNOLOGY

### MEDIWHEEL BANK OF BARODA MALE & FEMALE BELOW 40 YRS

Test Name	Result	Unit	Bio. Ref. Interval	Method
-----------	--------	------	--------------------	--------

#### THYROID PROFILE - TOTAL \* , Serum

T3, Total (tri-iodothyronine)	146.00	ng/dl	84.61–201.7	CLIA
T4, Total (Thyroxine)	4.30	ug/dl	3.2-12.6	CLIA
TSH (Thyroid Stimulating Hormone)	4.200	μIU/mL	0.27 - 5.5	CLIA

#### Interpretation:

0.3-4.5	μIU/mL	First Trimester
0.5-4.6	μIU/mL	Second Trimester
0.8-5.2	μIU/mL	Third Trimester
0.5-8.9	μIU/mL	Adults 55-87 Years
0.7-27	μIU/mL	Premature 28-36 Week
2.3-13.2	μIU/mL	Cord Blood > 37Week
0.7-64	μIU/mL	Child(21 wk - 20 Yrs.)
1-39	μIU/mL	Child 0-4 Days
1.7-9.1	μIU/mL	Child 2-20 Week

1) Patients having low T3 and T4 levels but high TSH levels suffer from primary hypothyroidism, cretinism, juvenile myxedema or autoimmune disorders.

2) Patients having high T3 and T4 levels but low TSH levels suffer from Grave's disease, toxic adenoma or sub-acute thyroiditis.

3) Patients having either low or normal T3 and T4 levels but low TSH values suffer from iodine deficiency or secondary hypothyroidism.

4) Patients having high T3 and T4 levels but normal TSH levels may suffer from toxic multinodular goiter. This condition is mostly a symptomatic and may cause transient hyperthyroidism but no persistent symptoms.

5) Patients with high or normal T3 and T4 levels and low or normal TSH levels suffer either from T3 toxicosis or T4 toxicosis respectively.

6) In patients with non thyroidal illness abnormal test results are not necessarily indicative of thyroidism but may be due to adaptation to the catabolic state and may revert to normal when the patient recovers.

7) There are many drugs for eg. Glucocorticoids, Dopamine, Lithium, Iodides, Oral radiographic dyes, etc. which may affect the thyroid function tests.

8) Generally when total T3 and total T4 results are indecisive then Free T3 and Free T4 tests are recommended for further confirmation along with TSH levels.



Dr. Anupam Singh (MBBS MD Pathology)

# CHANDAN DIAGNOSTIC CENTRE

Add: 49/19-B, Kamla Nehru Road, Katra, Prayagraj

Ph: 9235447965,0532-3559261

CIN : U85110DL2003PLC308206

Patient Name	: Mrs.SAVITRI DEVI	Registered On	: 14/Oct/2023 08:52:04
Age/Gender	: 37 Y 2 M 22 D /F	Collected	: N/A
UHID/MR NO	: ALDP.0000128313	Received	: N/A
Visit ID	: ALDP0227542324	Reported	: 14/Oct/2023 13:15:04
Ref Doctor	: Dr. MEDIWHEEL-ARCOFEMI HEALTH CARE LTD -	Status	: Final Report

## DEPARTMENT OF X-RAY

MEDIWHEEL BANK OF BARODA MALE & FEMALE BELOW 40 YRS

X-RAY DIGITAL CHEST PA \*

### X-RAY REPORT

(300 mA COMPUTERISED UNIT SPOT FILM DEVICE)

### CHEST P-A VIEW

- Both lung field did not reveal any significant lesion.
- Costo-phrenic angles are bilaterally clear.
- Trachea is central in position.
- **Transverse diameter of cardiac shadow increased.**
- Hilar shadows are normal.
- Soft tissue shadow appears normal.
- Bony cage is normal.

Please correlate clinically.



DR K N SINGH (MBBS,DMRE)

# CHANDAN DIAGNOSTIC CENTRE

Add: 49/19-B, Kamla Nehru Road, Katra, Prayagraj

Ph: 9235447965,0532-3559261

CIN : U85110DL2003PLC308206

Patient Name	: Mrs.SAVITRI DEVI	Registered On	: 14/Oct/2023 08:52:05
Age/Gender	: 37 Y 2 M 22 D /F	Collected	: N/A
UHID/MR NO	: ALDP.0000128313	Received	: N/A
Visit ID	: ALDP0227542324	Reported	: 14/Oct/2023 11:25:50
Ref Doctor	: Dr. MEDIWHEEL-ARCOFEMI HEALTH CARE LTD -	Status	: Final Report

## DEPARTMENT OF ULTRASOUND

### MEDIWHEEL BANK OF BARODA MALE & FEMALE BELOW 40 YRS

#### ULTRASOUND WHOLE ABDOMEN (UPPER & LOWER) \*

**LIVER:** - Normal in size (14.9 cm), shape and echogenicity. No focal lesion is seen. No intra hepatic biliary radicle dilation seen.

**GALL BLADDER :-** Well distended, walls are normal. No e/o calculus / focal mass lesion/ pericholecystic fluid.

**CBD :-** Normal in calibre at porta.

**PORTAL VEIN:** - Normal in calibre and colour uptake at porta.

**PANCREAS:** - Head is visualised, normal in size & echopattern. No e/o ductal dilatation or calcification. Rest of pancreas is obscured by bowel gas.

**SPLEEN:** - Normal in size, shape and echogenicity.

**RIGHT KIDNEY:** - Normal in size (10.5 cm), shape and echogenicity. No focal lesion or calculus seen. Pelvicalyceal system is not dilated.

**LEFT KIDNEY:** - Normal in size (9.8 cm), shape and echogenicity. No focal lesion or calculus seen. Pelvicalyceal system is not dilated.

**URINARY BLADDER :-** Normal in shape, outline and distension. No e/o wall thickening / calculus.

**UTERUS :-** Anteverted, and is normal in size (9.4 x 6.7 x 5.8 cm). **One hypoechoic mass intramural measuring ~ 22.2 mm in diameter is seen in anterior wall.** Endometrium is normal in thickness 14.4 mm.

**OVARIES :-** Bilateral ovaries are normal in size, shape and echogenicity.

Visualized bowel loops are normal in caliber. No para-aortic lymphadenopathy

No free fluid is seen in the abdomen/pelvis.


**IMPRESSION : Uterine fibroid as described.**

**Please correlate clinically.**

\*\*\* End Of Report \*\*\*



Re  
ST EXAMINATION, ECG / EKG

  
DR K N SINGH (MBBS,DMRE)

This report is not for medico legal purpose. If clinical correlation is not established, kindly repeat the test at no additional cost within seven days.

Facilities: Pathology, Bedside Sample Collection, Health Check-ups, Digital X-Ray, ECG (Bedside also), Allergy Testing, Test And Health Check-ups, Ultrasonography, Sonomammography, Bone Mineral Density (BMD), Doppler Studies, 2D Echo, CT Scan, MRI, Blood Bank, TMT, EEG, PFT, OPG, Endoscopy, Digital Mammography, Electromyography (EMG), Nerve Conduction Velocity (NCV), Audiometry, Brainstem Evoked Response Audiometry (BERA), Colonoscopy, Ambulance Services, Online Booking Facilities for Diagnostics, Online Report Viewing \*  
365 Days Open \*Facilities Available at Select Location