

and Non-Government services in future .




भारतीय विशिष्ट ओभभाए-प्राधिकरण

Unique Identification Authority of India

सरनाभुं : जिगर धीरजलाल पटेल, 67,  
तुलसीवन रो हाउस, राधे पार्क पास, , दांडी रोड,  
सुरत सिटी, जहांगीराबाद, भेसन, सुरत,  
गुजरात, 395005

Address: C/O JIGAR DHIRAJLAL PATEL, 67,  
TULSIVAN ROW HOUSE, NEAR RADHE PARK, ,  
Dandi Road, Surat City, JAHANGIRABAD, Bhesan,  
Surat, Gujarat, 395005



9420 8501 5800



1947

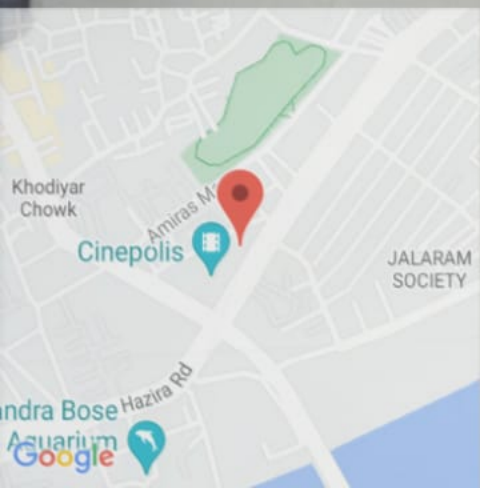


help@uidai.gov.in

WWW

www.uidai.gov.in

Handwritten notes in blue ink on the right side of the card, including the word 'Aidhar' and some illegible scribbles.



23-Jun-2023 8:59:56 am  
21.1870N 72.7936E

Adajan Gam  
Surat

Altitude:-19.8m

jigar  
Index number: 5018

તમારો આધાર નંબર / Your Aadhaar No. :

9420 8501 5800

મારો આધાર, મારી ઓળખ



ભારત સરકાર

Government of India



પટેલ જીગર ધીરજલાલ

Patel Jigar Dhirajlal

જન્મ તારીખ / DOB : 02/02/1984

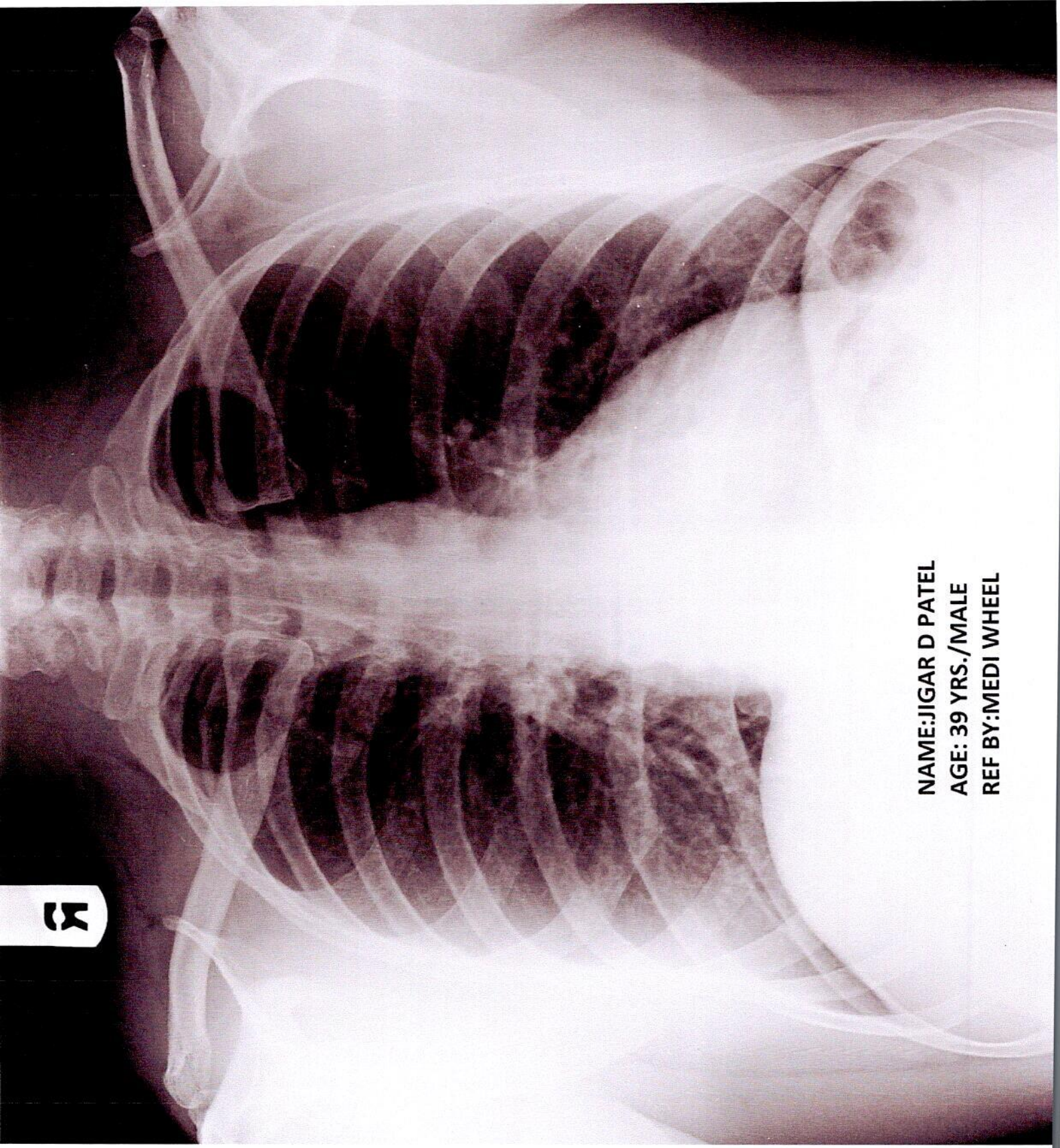
પુરુષ / MALE



9420 8501 5800

મારો આધાર, મારી ઓળખ





**NAME: JIGAR D PATEL**  
**AGE: 39 YRS./MALE**  
**REF BY: MEDI WHEEL**

**R**



# REVIVAL

## DIAGNOSTICS



Name	JIGAR D PATEL	Age/Gender	39Yrs/Male
Reg No.	6518/23	Receipt No	3196
Referred By	Bank of Baroda (BOB) - MEDI WHEEL(PKG10000240)	Mode of Payment	CREDIT
Collection Type	CENTER	Collection DateTime	23-Jun-2023 09:18 AM

### CHEST RADIOGRAPH (PA VIEW)

- Hilar shadows are within normal limits.
- Pulmonary vasculature appears normal.
- Cardiac appears normal in size.
- Both domeh of the diaphragm are smooth.
- Both costophrenic recesses are clear.
- Both lung fields appear normal.
- Visualized bones and soft tissue shadows appear normal.

IMPRESSION: NORMAL STUDY.

DR.CHIRAG K PATEL  
RADIOLOGIST

REVIVAL  
DIAGNOSTICS

**Dr. Chirag K. Patel**  
MBBS-DMPD  
Reg. No. G-23509  
Revival Diagnostics  
4th Floor Radiologist  
Nr. Star Bazar, Hazira Main Road,  
Adajan, Surat-395009.  
Mo. 97266 726683

9:22:04 AM

Laboratory Test Result are Subject to technical limitation and should be clinically correlate for final diagnosis

📍 4th Floor, Aqua Corridor, Hazira Road, Adajan Pal, Surat-395009.

☎ 0261 2747788, 9825947712 ✉ revivaldiagnostics.surat@gmail.com 🌐 www.revivaldiagnostics.com

This medical report is not intended for medico-legal purposes.



## HEALTH CHECK-UP SUMMARY

Name: Jigar Patel

Date: 23/06/2023

Email ID :

Sex : <u>M</u>	Age : <u>39</u> Years	<u>9924305408</u>	Remarks :	
			Under-weight	<u>-</u>
			Normal	<u>✓</u>
			Over-weight	<u>-</u>

i> **BMI**

Height (in Cm) : <u>166</u>	Weight (in Kg) : <u>70</u>	BMI: <u>25.4</u>	
-----------------------------	----------------------------	------------------	--

ii> **Blood Pressure & Pulse**

130/86 mm/hg  
72/min.

If high or low, whether the person is on medication : YES /  NO

iii> **Blood Tests & Lung Function Remarks**

RS  
CVS }   
CNS

If abnormal, whether the person is on medication : YES /  NO

iv> **Eye Test Remarks**

Eye Test :  6/6  6/6

Color Vision:  5

v> **Heart Disease**

Whether any specific heart ailment detected (ECG findings) :

normal

vi> **Any other problems needing attention / Overall Assessment :**

no

**Dr. Chirag Patel**  
**M.B.B.S. G-49432**

Signature of the Doctor

**Revival Diagnostic**  
401, Aqua Corridor,  
B/s. Star Bazar, Surat-395009  
Mo. 91062-28601

Laboratory Test Result are Subject to technical limitation and should be clinically correlate for final diagnosis

4th Floor, Aqua Corridor, Hazira Road, Adajan Pal, Surat-395009.

☎ 0261 2747788, 9825947712 ✉ revivaldiagnostics.surat@gmail.com 🌐 www.revivaldiagnostics.com

This medical report is not intended for medico-legal purposes.





NAME: Ujjwal Patel SEX: M  
BIRTHDATE: 02/02/1984 AGE: 29

## DEPARTMENT OF OPHTHALMOLOGY

### EYE TEST:

#### 1. VISION:

RIGHT EYE - 6/6

LEFT EYE - 6/6

#### 2. COLOR VISION:

RIGHT EYE - P

LEFT EYE - P

#### 3. FUNDUS:

RIGHT EYE - P

LEFT EYE - P

### REMARKS:

**Revival Diagnostic**

401, Aqua Corridor,

B/s. Star Bazar, Surat-395009

Ophthalmologist/Optomtrist

Laboratory Test Result are Subject to technical limitation and should be clinically correlate for final diagnosis

4th Floor, Aqua Corridor, Hazira Road, Adajan Pal, Surat-395009.

0261 2747788, 9825947712 ✉ revivaldiagnostics.surat@gmail.com 🌐 www.revivaldiagnostics.com

This medical report is not intended for medico-legal purposes.



## Dental Assessment Form

NAME Tigar Patel  
AGE 39

DATE 23/06/2023  
SEX M

### \* CHIEF COMPLAINT

A CLINICAL FEATURES :- normal

- 1 CAVIES :-
  - 2 MISSING TOOTH :-
  - 3 MALOCCLUSION :-
  - 4 FILLING :-
- } NO

B DIAGNOSIS :- normal

C PERSONAL HISTORY :- Hygienic

D PROVISIONAL D/G :- (B)

E MEDICAL HISTORY :- (B)

F FINAL D/G :- (B)

G TREATMENT PLAN :- NO

CLINT SIGN

(Signature)

**Revival Diagnostic**  
DOCTOR SIGN  
401, Aqua Corridor,  
C/S. Star Bazar, Surat-395009  
Mo. 91062-28601

Laboratory Test Result are Subject to technical limitation and should be clinically correlate for final diagnosis

📍 4th Floor, Aqua Corridor, Hazira Road, Adajan Pal, Surat-395009.

☎ 0261 2747788, 9825947712 ✉ revivaldiagnostics.surat@gmail.com 🌐 www.revivaldiagnostics.com

This medical report is not intended for medico-legal purposes.





Name	JIGAR D PATEL	Age/Gender	39Yrs/Male
Reg No.	6518/23	Receipt No	3196
Referred By	Bank of Baroda (BOB) - MEDI WHEEL(PKG10000240)	Mode of Payment	CREDIT
Collection Type	CENTER	Collection DateTime	23-Jun-2023 09:22 AM

### BLOOD GROUP - 230623142 Released at 23-Jun-2023 11:28 AM

Parameter	Result	Biological Ref.Range	Method
-Blood Group	"B"		
-Rh Factor	POSITIVE		

### CBC - 230623140 Released at 23-Jun-2023 10:58 AM

Parameter	Result	Biological Ref.Range	Method
-Haemoglobin	12.8 gm/dL	L (13.5 - 18 gm/dL)	Auto
-RBC Count	4.82 mill/cumm	(4.6 - 6.2 mill/cumm)	Auto
-Total WBC Count	6800 /cumm	(4000 - 10000 /cumm)	Auto
-Platelet Count	2.36 lakh/cumm	(1.5 - 4.5 lakh/cumm)	Auto

### Blood Indices

-HCT	40.9 %	(40 - 55 %)	Auto
-MCV	84.9 fl	(80 - 92 fl)	Auto
-MCH	26.5 pg	L (27 - 31 pg)	Auto
-MCHC	31.2 gm/dL	L (32 - 36 gm/dL)	Auto
-RDW	13.3 %	(11 - 15 %)	Auto

### Diff WBC Count

-Polymorphs	60 %	(40 - 80 %)	Microscopically
-Lymphocytes	35 %	(20 - 40 %)	Microscopically
-Eosinophils	03 %	(1 - 6 %)	Microscopically
-Monocytes	02 %	(2 - 7 %)	Microscopically
-Basophils	00 %	(0 - 1 %)	Microscopically
-PLATELET ON SMEAR	Adequate		Microscopically
-MALARIAL PARASITES	Malarial Parasites Not Detected		Microscopically

[Test performed on Fully Automated Hematology Analyzer ERBA H-360]

## Revival Diagnostics

401-Aqua Corridor,  
Beside Star Bazar, Adajan,  
Surat-395009. Mo. 9825947712

Sg

Dr. Shivangi Gandhi  
M.B.B.S, M.D (Pathology)

Laboratory Test Result are Subject to technical limitation and should be clinically correlate for final diagnosis

📍 4th Floor, Aqua Corridor, Hazira Road, Adajan Pal, Surat-395009.

☎ 0261 2747788, 9825947712 ✉ revivaldiagnostics.surat@gmail.com 🌐 www.revivaldiagnostics.com

This medical report is not intended for medico-legal purposes.



Name	JIGAR D PATEL	Age/Gender	39Yrs/Male
Reg No.	6518/23	Receipt No	3196
Referred By	Bank of Baroda (BOB) - MEDI WHEEL(PKG10000240)	Mode of Payment	CREDIT
Collection Type	CENTER	Collection DateTime	23-Jun-2023 09:22 AM

**ESR** - 230623140 Released at 23-Jun-2023 11:10 AM

Parameter	Result	Biological Ref.Range	Method
-E.S.R	06 mm/hr	(1 - 10 mm/hr)	



## Revival Diagnostics

401-Aqua Corridor,  
Beside Star Bazar, Adajan,  
Surat-395009. Mo. 9825947712

Dr. Shivangi Gandhi  
M.B.B.S, M.D (Pathology)

Laboratory Test Result are Subject to technical limitation and should be clinically correlate for final diagnosis





Name	JIGAR D PATEL	Age/Gender	39Yrs/Male
Reg No.	6518/23	Receipt No	3196
Referred By	Bank of Baroda (BOB) - MEDI WHEEL(PKG10000240)	Mode of Payment	CREDIT
Collection Type	CENTER	Collection DateTime	23-Jun-2023 09:22 AM

### FBS & PPBS - 230623141 Released at 23-Jun-2023 02:36 PM

Parameter	Result	Biological Ref.Range	Method
-Fasting Blood Sugar (FBS)	97 mg/dL	70-100 mg/dl Impaired Tolerance:100-125 Diabetes Mellitus:>=126 (On more than one occasion) (American diabetes association guidelines 2022)	
-Fasting Urine Sugar	Absent		
-Fasting Urine Acetone	Absent		
-PPBS	109 mg/dL	(90 - 140 mg/dL)	
-PP2BS URINE SUGAR	Absent		
-PP2BS URINE ACETONE	Absent		

### HBA1C - 230623140 Released at 23-Jun-2023 12:22 PM

Parameter	Result	Biological Ref.Range	Method
-HBA1C	5.5 %	HbA1C Degree of Glucose Control <5.6 % Non Diabetics 5.7 - 6.4 % Prediabetics > =6.5 % Diabetics (REF:Wallace, 11th Edition )	Boronate Affinity
		REMARKS: 6 - 7 % Excellent Control 7 - 8 % Good Control 8 - 10 % Unsatisfactory Control >10 % Poor Control	
-Method[]		High Performance Liquid Chromatography (HPLC)	

## Revival Diagnostics

401-Aqua Corridor,  
Beside Star Bazar, Adajan,  
Surat-395009. Mo. 9825947712

Dr. Shivangi Gandhi  
M.B.B.S, M.D (Pathology)

Laboratory Test Result are Subject to technical limitation and should be clinically correlate for final diagnosis

4th Floor, Aqua Corridor, Hazira Road, Adajan Pal, Surat-395009.

0261 2747788, 9825947712 ✉ revivaldiagnostics.surat@gmail.com 🌐 www.revivaldiagnostics.com

This medical report is not intended for medico-legal purposes.





Name	JIGAR D PATEL	Age/Gender	39Yrs/Male
Reg No.	6518/23	Receipt No	3196
Referred By	Bank of Baroda (BOB) - MEDI WHEEL(PKG10000240)	Mode of Payment	CREDIT
Collection Type	CENTER	Collection DateTime	23-Jun-2023 09:22 AM

## LIVER FUNCTION TEST (LFT) - 230623142 Released at 23-Jun-2023 02:37 PM

Parameter	Result	Biological Ref.Range	Method
-Serum Total Bilirubin	0.9 mg/dL	(0 - 1.3 mg/dL)	Diazo
-Serum Direct Bilirubin	0.3 mg/dL	(0 - 0.4 mg/dL)	Diazo
-Serum InDirect Bilirubin	0.6 mg/dL	(0.1 - 1.3 mg/dL)	Calculated
-Total Protein (TP)	7.2 gm/dL	(6.4 - 8.3 gm/dL)	Bijret
-Albumin (ALB)	4.4 gm/dL	(3.5 - 5.2 gm/dL)	BCG
-Globulin	2.8 gm/dL	(2.3 - 3.6 gm/dL)	Calculated
-A/G Ratio	1.57 gm/dL	(1 - 2.3 gm/dL)	Calculated
-SGPT(ALT)	35 U/L	(5 - 45 U/L)	IFCC, Kinetic without Pyridoxal Phosphate
-SGOT (AST)	30 U/L	(0 - 35 U/L)	IFCC, Without Pyridoxal Phosphate
-Alkaline Phosph.	67 U/L	(42 - 128 U/L)	ALP-AMP
-GGT	21 U/L	(5 - 50 U/L)	Glupa-C

[Test performed on Fully Automated Biochemistry Analyzer ERBA EM200]

REVIVAL  
DIAGNOSTICS

## Revival Diagnostics

401-Aqua Corridor,  
Beside Star Bazar, Adajan,  
Surat-395009. Mo. 9825947712

Sg

Dr. Shivangi Gandhi  
M.B.B.S, M.D (Pathology)

Laboratory Test Result are Subject to technical limitation and should be clinically correlate for final diagnosis

4th Floor, Aqua Corridor, Hazira Road, Adajan Pal, Surat-395009.

☎ 0261 2747788, 9825947712 ✉ revivaldiagnostics.surat@gmail.com 🌐 www.revivaldiagnostics.com

This medical report is not intended for medico-legal purposes.





Name	JIGAR D PATEL	Age/Gender	39Yrs/Male
Reg No.	6518/23	Receipt No	3196
Referred By	Bank of Baroda (BOB) - MEDI WHEEL(PKG10000240)	Mode of Payment	CREDIT
Collection Type	CENTER	Collection DateTime	23-Jun-2023 09:22 AM

**Creatinine** - 230623142 Released at 23-Jun-2023 12:22 PM

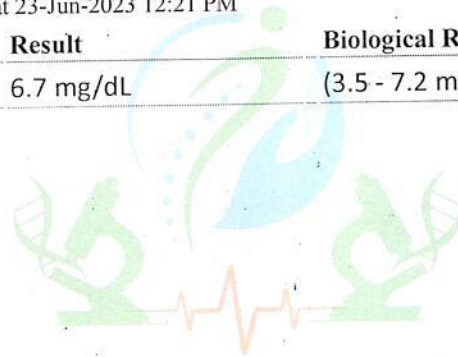
Parameter	Result	Biological Ref.Range	Method
-Creatinine	1.0 mg/dL	(0.6 - 1.4 mg/dL)	ENZYMATIC

**BUN** - 230623142 Released at 23-Jun-2023 12:21 PM

Parameter	Result	Biological Ref.Range	Method
-Blood Urea Nitrogen (BUN)	12 mg/dL	(6 - 20 mg/dL)	Calculated

**Uric Acid** - 230623139 Released at 23-Jun-2023 12:21 PM

Parameter	Result	Biological Ref.Range	Method
-Uric Acid	6.7 mg/dL	(3.5 - 7.2 mg/dL)	Uricase-POD



REVIVAL  
DIAGNOSTICS

## Revival Diagnostics

401-Aqua Corridor,  
Beside Star Bazar, Adajan,  
Surat-395009 Mo. 9825947712

Sg

Dr. Shivangi Gandhi  
M.B.B.S, M.D (Pathology)

Laboratory Test Result are Subject to technical limitation and should be clinically correlate for final diagnosis

📍 4th Floor, Aqua Corridor, Hazira Road, Adajan Pal, Surat-395009.  
☎ 0261 2747788, 9825947712 ✉ revivaldiagnostics.surat@gmail.com 🌐 www.revivaldiagnostics.com

This medical report is not intended for medico-legal purposes.



Name	JIGAR D PATEL	Age/Gender	39Yrs/Male
Reg No.	6518/23	Receipt No	3196
Referred By	Bank of Baroda (BOB) - MEDI WHEEL(PKG10000240)	Mode of Payment	CREDIT
Collection Type	CENTER	Collection DateTime	23-Jun-2023 09:22 AM

### Lipid Profile - 230623142 Released at 23-Jun-2023 12:21 PM

Parameter	Result	Biological Ref.Range	Method
-Serum Cholesterol	226 mg/dL	Desirable < 200 mg/dl Borderline High : 200-239 mg/dl High : > 240 mg/dl	CHOD-PAP
-Serum Triglyceride	244 mg/dL	H Normal < 150 mg/dl Borderline High : 150 - 199 mg/dl High : 200 - 499 mg/dl Very High : 500 mg/dl	GPO-POD Method
-Serum HDLD(Direct)	43 mg/dL	Normal :> 55 mg/dl Borderline : 35-55 mg/dl Undesirable: < 35 mg/dl	PVS-PEGME Precipitation with CHOD-POD
-Serum VLDL	49 mg/dL	H (5 - 30 mg/dL)	Calculated
-Serum LDLD(Direct)	134 mg/dL	Optimal:< 100 mg/dl Above Optimal : 100- 129 mg/dl Borderline High : 130-159 mg/dl High : > 160-189mg/dl Very High : >190 mg/dl	Calculated
-Chol/HDL	5.26	Low risk: <3.8 Medium Risk: 3.8 to 5.9 High Risk: > 6	Calculated
-LDL/Chol	1.68	Low risk: <3.55 Medium Risk: 3.55 to 4.0 High Risk: > 6	Calculated

[Test performed on Fully Automated Biochemistry Analyzer ERBA EM200]

## Revival Diagnostics

401-Aqua Corridor,  
Beside Star Bazar, Adajan,  
Surat-395009. Mo. 9825947712

Dr. Shivangi Gandhi  
M.B.B.S, M.D (Pathology)

Laboratory Test Result are Subject to technical limitation and should be clinically correlate for final diagnosis

4th Floor, Aqua Corridor, Hazira Road, Adajan Pal, Surat-395009.

☎ 0261 2747788, 9825947712 ✉ revivaldiagnostics.surat@gmail.com 🌐 www.revivaldiagnostics.com

This medical report is not intended for medico-legal purposes.





Name	JIGAR D PATEL	Age/Gender	39Yrs/Male
Reg No.	6518/23	Receipt No	3196
Referred By	Bank of Baroda (BOB) - MEDI WHEEL(PKG10000240)	Mode of Payment	CREDIT
Collection Type	CENTER	Collection DateTime	23-Jun-2023 09:22 AM

**Total T3 T4 TSH** - 230623142 Released at 23-Jun-2023 11:55 AM

Parameter	Result	Biological Ref.Range	Method
-Total T3	1.39 ng/ml	(0.87 - 1.78 ng/ml)	Fluorescence Enzyme Immunoassay
-Total T4	8.56 ug/dl	(4.6 - 11 ug/dl)	Fluorescence Enzyme Immunoassay
-TSH	1.78 uIU/ml	0.50 - 5.50 uIU/ml 5.5 to 15 ul U/ml - Suggested Clinical co-relation or Repeat test with new sample as physiological factors can give falsley high TSH Above 15uIU/ml Hypothyroid PREGNANT WOMEN normal ranges for TSH: 1st Trimester : 0.0878 - 2.8293 uIU/ml 2nd Trimester : 0.1998 - 2.7915 uIU/ml 3rd Trimester : 0.307 - 2.9028 uIU/ml Ref: TIETZ Fundamentals of Clinical Chemistry	Fluorescence Enzyme Immunoassay

[Test performed on Fully Automated Immunology Analyzer Maglumi-600]

## Revival Diagnostics

401-Aqua Corridor,  
Beside Star Bazar, Adajan,  
Surat-395009 MG 9825947712

Dr. Shivangi Gandhi  
M.B.B.S, M.D (Pathology)

Laboratory Test Result are Subject to technical limitation and should be clinically correlate for final diagnosis



Name	JIGAR D PATEL	Age/Gender	39Yrs/Male
Reg No.	6518/23	Receipt No	3196
Referred By	Bank of Baroda (BOB) - MEDI WHEEL(PKG1000240)	Mode of Payment	CREDIT
Collection Type	CENTER	Collection DateTime	23-Jun-2023 09:22 AM

**Urine Routine & Micro Examination** - 230623144 Released at 23-Jun-2023 11:34 AM

Parameter	Result	Biological Ref.Range	Method
<b>Physical Examination</b>			
-Quantity	30		Manual
-Colour	Pale Yellow	Pale Yellow	Manual
-Appearance	Clear	Clear	Manual
-Reaction (pH)	Acidic		Dipstick
-Specific Gravity	1.025		Dipstick
<b>Chemical Examination</b>			
-Proteins.	Absent		Dipstick
-Sugar	Absent		Dipstick
-Acetone.	Absent		Dipstick
-Bile Salts	Absent	Absent	Dipstick
-Bile Pigments	Absent	Absent	Dipstick
-Occult Blood Test (OBT).	Negative		Dipstick
<b>Microscopic Examination</b>			
-Pus Cells	1-2		Microscopically
-Red Blood Cells	Absent		Microscopically
-Epithelial Cells	1-2		Microscopically
-Bacteria.	Absent		Microscopically
-Crystals	Absent	Absent	Microscopically
-Others	NIL	Absent	Microscopic Examination

## Revival Diagnostics

401-Aqua Corridor,  
Beside Star Bazar, Adajan,  
Surat-395009. Mo. 9825947712

Sg

Dr. Shivangi Gandhi  
M.B.B.S, M.D (Pathology)

Laboratory Test Result are Subject to technical limitation and should be clinically correlate for final diagnosis

📍 4th Floor, Aqua Corridor, Hazira Road, Adajan Pal, Surat-395009.  
☎ 0261 2747788, 9825947712 ✉ revivaldiagnostics.surat@gmail.com 🌐 www.revivaldiagnostics.com

This medical report is not intended for medico-legal purposes.





NAME	JIGER D PATEL	DATE	23-Jun-2023
REFERRED BY	MEDI WHEEL	AGE / SEX	39 YRS / M

Thanks for the reference

## USG ABDOMEN

**LIVER:** is normal in size and shows normal echo texture.

No evidence of intrahepatic biliary radicles dilatation / focal space occupying lesion.

The portal vein and common bile duct show normal caliber.

**GALL BLADDER:** is distended and shows smooth walls. Wall thickness is normal.

No evidence of sludge / calculus. No evidence of pericholecystic collection.

**SPLEEN:** Is normal in size and shows normal echo pattern.

**PANCREAS:** shows normal echo anatomy and its relationship with splenic vein is normal.

**KIDNEYS:** Both the kidneys are normal in size, shape and location and show normal cortico-medullary differentiation.

**Right kidney** measures- 9.7 X 4.1 cms.

**Left kidney** measures- 9.8 x 4.7 cms.

No evidence of hydronephrosis or calculus.

**URINARY BLADDER:** is distended with smooth walls.

No evidence of diverticulum or calculus.

**PROSTATE:** is normal in size and shows homogeneous echotexture.

No evidence of ascites / pleural effusion.

Fluid and gas filled bowel loops with normal wall thickness and peristalsis noted.

### **IMPRESSION:**

- No significant abnormality detected.

**Revival Diagnostics**  
401-Aqua Corridor,  
DR. PRIYANKA JIKADARA  
Beside Star Hotel, Adajan,  
Surat-395009. No. 9825947712  
**RADIOLOGIST**

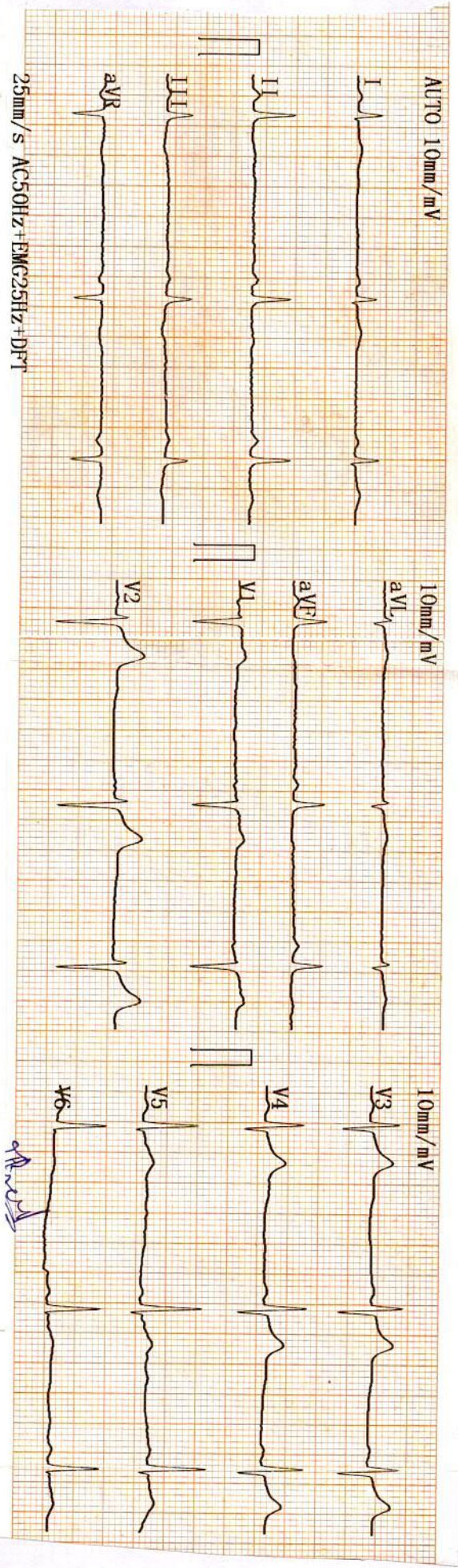
Laboratory Test Result are Subject to technical limitation and should be clinically correlate for final diagnosis

📍 4th Floor, Aqua Corridor, Hazira Road, Adajan Pal, Surat-395009.

☎ 0261 2747788, 9825947712 ✉ revivaldiagnostics.surat@gmail.com 🌐 www.revivaldiagnostics.com

This medical report is not intended for medico-legal purposes.





10mm/mV	10mm/mV	10mm/mV	2023-06-23 10:12	<< Conclusions >>
10mm/mV	10mm/mV	10mm/mV	ID : Name : <u>Tigar</u>	Sinus mode Bradycardia,
10mm/mV	10mm/mV	10mm/mV	Sex : <u>Male</u>	Cardiac electric axis norma
10mm/mV	10mm/mV	10mm/mV	Height : <u>166</u>	II III aVR V6 Abnormal T wa
10mm/mV	10mm/mV	10mm/mV	SYS : DIA : DIA :	**Report need physician cor
10mm/mV	10mm/mV	10mm/mV	HR [bpm] : <u>52</u>	
10mm/mV	10mm/mV	10mm/mV	PR Interval [ms] : <u>161</u>	
10mm/mV	10mm/mV	10mm/mV	P Duration [ms] : <u>120</u>	
10mm/mV	10mm/mV	10mm/mV	QRS Duration [ms] : <u>62</u>	
10mm/mV	10mm/mV	10mm/mV	T Duration [ms] : <u>206</u>	
10mm/mV	10mm/mV	10mm/mV	QT/QTc [ms] : <u>353/329</u>	
10mm/mV	10mm/mV	10mm/mV	P/QRS/T Axis [deg] : <u>72.3/71.1/-19.9</u>	
10mm/mV	10mm/mV	10mm/mV	R(V5)/S(V1) [mV] : <u>1.00/0.71</u>	
10mm/mV	10mm/mV	10mm/mV	R(V5)+S(V1) [mV] : <u>1.71</u>	
10mm/mV	10mm/mV	10mm/mV	Physician _____	

SINUS BRADYCARDIA

**Neival Diagnostic**  
401, Aqueduct Road,  
b/s. Star Bazar, Surje-395009  
Mo. 91062-28601

**DR. ADITYA S. BORA**  
MBBS, DNB, PGDCC  
PHYSICIAN & CLINICAL CARDIOLOGIST  
G-54906





Name	JIGAR D PATEL	Age/Gender	39Yrs/Male
Reg No.	6518/23	Receipt No	3196
Referred By	Bank of Baroda (BOB) - MEDI WHEEL(PKG10000240)	Mode of Payment	CREDIT
Collection Type	CENTER	Collection DateTime	23-Jun-2023 09:18 AM

### Ecg

1. SINUS BRADYCARDIA.
2. Heart rate is 52 beats per minute.
3. Normal P,QRS,T wave axis.
4. Normal PR,QRS,Q.T. Duration.
5. No pathological q wave or ST-T changes seen.
6. No evidence of chamber hypertrophy or enlargement seen.

**IMPRESSION : ECG WITHIN NORMAL LIMITS**

\_\_\_\_\_  
Signature

Revival Diagnostic  
401, Aqua Corridor,  
Opp. Star Bazar, Surat-395009  
Mo. 91062-28601

REVIVAL  
DIAGNOSTICS

DR. ADITYA S. BORA  
MBBS, DNB, PGCC  
PHYSICIAN & CLINICAL CARDIOLOGIST  
G-54906

Laboratory Test Result are Subject to technical limitation and should be clinically correlate for final diagnosis

📍 4th Floor, Aqua Corridor, Hazira Road, Adajan Pal, Surat-395009.

☎ 0261 2747788, 9825947712 ✉ revivaldiagnostics.surat@gmail.com 🌐 www.revivaldiagnostics.com

This medical report is not intended for medico-legal purposes.



Name	JIGAR D PATEL	Age/Gender	39Yrs/Male
Reg No.	6518/23	Receipt No	3196
Referred By	Bank of Baroda (BOB) - MEDI WHEEL(PKG1000240)	Mode of Payment	CREDIT
Collection Type	CENTER	Collection DateTime	23-Jun-2023 09:18 AM

**2D ECHO**  
**2D ECHOCARDIOGRAPHY & COLOR DOPPLER REPORT**

**INDICATION:** Preventive Health check up

- **CARDIAC CHAMBERS :** Left Ventricle : Normal size , Left Atrium: Normal size.
- NO e/o thrombus in LA/LV
- Right Atrium: Normal size. Right Ventricle: Normal Size,
- **Normal Right Ventricular function.** (TAPSE=20mm)
- **Normal Left Ventricular systolic function.** LVEF = 60%
- **No regional wall abnormality. No thinning / scarring / dyskinesia of LV wall**
- **No Left Ventricular Hypertrophy.** (IVSd= 10 mm),
- **LV Compliance:**
- **NO Left Ventricular Diastolic Dysfunction [LVDD].**

**VALVES :**

- Structurally Normal Mitral valve/ Aortic valve/Tricuspid valve/ Pulmonary valve .
- No significant Valvular Stenosis
- **Doppler findings:** AV max = 1.23 m/s, PV max = 0.91 m/s.
- Trivial MR, Trivial Tricuspid regurgitation.
- **No Pulmonary Arterial Hypertension.** PASP by TRjet vel.method = 24 mmHg.
- **SEPTAE:** IAS / IVS Appear Intact.
- **IVC :** Normal in dimension and shows good inspiratory 13mm collapse.
- **OTHERS:** No e/o Pericardial effusion / vegetation.

**IMPRESSION:**

**NORMAL LV SYSTOLIC FUNCTION, LVEF= 60 %, NO RWMA,  
NO LVH , NO LVDD , NO PAH.**

**DR. ADITYA S. BORA**  
MBBS, DNB, PGDCC  
PHYSICIAN & CLINICAL CARDIOLOGIST  
G-54906

\_\_\_\_\_  
Signature

Laboratory Test Result are Subject to technical limitation and should be clinically correlate for final diagnosis