



भारतीय विशिष्ट पहचान प्राधिकरण
UNIQUE IDENTIFICATION AUTHORITY OF INDIA

पता:

W/O वरदराजचारी मिश्रा,
एम.आई.जी. - 16, महर्षि नगर,
मालवीयगंज, इटारसी, होशंगाबाद,
मध्य प्रदेश - 461111

Address

W/O Vradrajchari Mishra,
M.I.G. - 16, maharshi nagar,
malviyaganj, Itarsi,
Hoshangabad,
Madhya Pradesh - 461111



1947
1800 300 1947



help@uidai.gov.in

WWW

www.uidai.gov.in

P.O. Box No. 1947,
Bengaluru-560 001

19254 TMT-8.12



Name : VINITA - MISHRA
Age/Sex : 30 Yrs. Female
UHID : 21320
Ref. By Dr. : MEDI WHEEL
Category : CTR

Date : 27-Aug-2022 8:50 am
Receipt No : 5288

Lab ID : 17000

Collection Date & Time : 27-Aug-2022 8:50 am

CBC HAEMOGRAM

PARAMETER	RESULT	UNITS	Biological Reference Range
Hemoglobin	: 11.9	gm/dL	11.5-16.4
RBC Count	: 4.62	m/c.mm.	3.9-5.6
WBC Count	: 6900	c. mm.	4,000 - 10,000
Platelet Count	: 1.77	c. mm.	1.5 Lac - 5.0 Lac
Blood Indices			
Hematocrit (PCV)	: 38.4	%	36-47 %
MCV	: 83.1	fl	75-96
MCH	: 25.8	pg	27-32
MCHC	: 31.0	g/dL	30-36
RDW	: 14.6	%	11- 16
ESR (WINTORBE)	: 10	mm./hr.	0-30 below the age of 50 yrs.
DIFF WBC Count			
Neutrophils	: 54	%	40-75
Lymphocytes	: 41	%	20-50
Eosinophils	: 03	%	1-6
Monocytes	: 02	%	2-10
Basophils	: 00	%	0-5
Band Form	: 00	%	0-5
Smear Study			
Platelets in Smear	: Adequate		
Malarial Parasites	: Malarial Parasites Not Detected		
Blood Group	: "B"		
RH Factor	: Positive		

Revival Diagnostics
401, Aqua Corridor,
B/s. SB Bazar, Surat-395009
Mo. 91062-28601
Mo. 91002-28601

Lab Technician/Technologist

Dr. Mihir Icecreamwala
M.B.B.S.,M.D. Pathologist

Operator Name: Niharika Patel Reporting Print Date & Time: 27 Aug 2022
Lab Test Results are subject to technical limitation and should be clinically correlate for final diagnosis

4th Floor, Aqua Corridor, Hazira Road, Adajan Paal, Surat-395009.

0261 2747788

revivaldiagnostics.surat@gmail.com

www.revivaldiagnostics.com

This medical report is not intended for medico-legal purposes.



REVIVAL DIAGNOSTICS



Name : VINITA - MISHRA
Age/Sex : 30 Yrs./Female
UHID : 21320
Ref. By Dr. : MEDI WHEEL


Date : 27-Aug-2022 8:50 am
Rec. No : 5288
Lab ID : 17000
Category : CTR

Collection Date & Time : 27-Aug-2022 8:50 am

BIOCHEMISTRY

TEST	RESULTS	Unit	BIOLOGICAL REFERENCE RANGI
GGT <i>IFCC, Without Pyridoxal Phosphate</i>	: 14	U/L	5 - 50 U/L
SGOT <i>IFCC, Without Pyridoxal Phosphate</i>	: 19	U/L	0 - 50 U/L
SGPT <i>IFCC, Without Pyridoxal Phosphate</i>	: 19	U/L	0 - 50 U/L
Alkaline Phosphatase <i>ALP-AMP</i>	: 99	IU/l	38 - 126 IU/l
Total Bilirubin <i>DIAZO METHOD</i>	: 0.3	mg/dl	0.2 - 1.2 mg/dl
Direct Bilirubin <i>DIAZO METHOD</i>	: 0.1	mg/dl	0.1 - 0.4 mg/dl
Indirect Bilirubin <i>CALCULATED</i>	: 0.2	mg/dl	0.1 - 0.8 mg/dl
Blood Urea Nitrogen (BUN) <i>GLDH-UREASE METHOD</i>	: 12	mg/dl	9 - 20 mg/dl
Creatinine <i>(METHOD : ENZYMATIC)</i>	: 0.6	mg/dl	0.5 - 1.5 mg/dl
Uric Acid <i>URICASE-POD</i>	: 6.4	mg/dl	2.7 - 7.3 mg/dl
Blood Sugar - F	: 100	mg/dL	70 - 110 mg/dL
Urine Sugar - F	: Absent		
Urine Ketone - F	: Absent		
Blood Sugar- PP	: 121	mg/dL	80 - 140 mg/dL
Urine Sugar - PP	: Absent		
Urine Ketone - PP	: Absent		
Total Protein <i>Biuret</i>	: 6.8	gm/dl	6.3 - 8.2 gm/dl
S.Albumin	: 3.8	gm/dl	3.7 - 5.3 gm/dl

Revival Diagnostic
401, Aqua Corridor,
B/s. Star Bazar, Surat-395009
Mo. 91062-28601


Dr. Mihir Icecreamwala
M.B.B.S., M.D. Pathologist

Reporting Date & Time : 27-Aug-2022 01:51:00PM

Test Performed On Fully Automated Clinical Chemistry Analyser EM-200

Laboratory Test Result are Subject to technical limitation and should be clinically correlate for final diagnosis

REVIVAL DIAGNOSTICS



BCG(Bromo Cresol Green)

Globulin CALCULATED	: 3	gm/dl	2.4 - 3.2 gm/dl
A/G Ratio CALCULATED	: 1.27	gm/dl	1 - 2.3 gm/dl



REVIVAL
DIAGNOSTICS

Revival Diagnostic
401, Aqua Corridor,
B/s. Star Bazar, Surat-395009
Mo. 91062-28601

Dr. Mihir Icecreamwala
M.B.B.S.,M.D. Pathologist

Reporting Date & Time : 27-Aug-2022 01:51:00PM

Test Performed On Fully Automated Clinical Chemistry Analyser EM-200

Laboratory Test Result are Subject to technical limitation and should be clinically correlate for final diagnosis





Name : VINITA - MISHRA
Age/Sex : 30 Yrs. Female
UHID : 21320
Ref. By Dr. : MEDI WHEEL
Catagory : CTR

Date : 27-Aug-2022
Receipt No : 5288
Lab ID : 17000


Collection Date & Time : 27-Aug-2022 8:50 am

REPORT OF SERUM LIPID PROFILE

Test	Result	Biological Reference Range
Serum Cholesterol (Mehod : CHOD-POD)	213	Normal : Less than 200 mg / dl Borderline : 200 to 239 mg / dl Undesirable : Mbre than 240 mg / dl
Serum Triglyceride (Mehod : GPO-POD)	386	Normal : Less than 150 mg / dl Borderline High : 150 to 199 mg / dl High : 200 - 499 mg / dl Very High : Mbre than 500 mg / dl
Serum HDL - Cholesterol (Mehod : PVS-PEGME Precipitation with CHOD-POD)	37	Desirable : Mbre than 65 mg / dl Borderline : 45 to 65 mg / dl Undesirable : Less than 45 mg / dl
Serum LDL - Cholesterol (Mehod : Calculated)	98.8	Optimal : Less than 100 ng / dl Above Optimal : 100 - 129 mg / dl Borderline High : 130 to 159 mg / dl High : 160 to 189 mg / dl Very High : Mbre than 190 mg / dl
VLDL (Mehod : Calculated)	77.2	Normal : 5 to 30 mg / dl
Chol. / HDL - Chol. Ratio	5.8	Low Risk : Less than 3.1 Vedium Risk : 3.1 to 5.9 High Risk : Mbre than 6
LDL / HDL - Chol. Ratio	2.67	Low Risk : Less than 3.55 Medium Risk : 3.55 - 4 High Risk : More than 6

Revival Diagnostic
401, Aqua Corridor,
B/s. Star Bazar, Surat-395009
Mo. 91062-28601

Lab Technician/Technologist


Dr. Mihir Icecreamwala
M.B.B.S..M.D. Pathologist

Operator Name: Zarna Gandhi

Reporting PrintDate & Time: 27-Aug-2022

Laboratory Test Result are Subject to technical limitation and should be clinically correlate for final diagnosis

Handwritten text, possibly a signature or date, located in the lower-left quadrant of the page.



Name : VINITA - MISHRA
Age/Sex : 30 Yrs. / Female
UHID : 21320
Category : CTR
Ref. By Dr. : MEDI WHEEL

Date : 27-Aug-2022 8:50 am
Receipt No : 5288
Lab ID : 17000

Collection Date & Time : 27-Aug-2022 8:50 am

ROUTINE URINE EXAMINATION REPORT

PHYSICAL EXAMINATION :

Quantity : 30 ml
Colour : Pale Yellow
Appearance : Clear
Reaction : Acidic
Specific Gravity : 1.010

CHEMICAL EXAMINATION :


Proteins : Absent
Sugar : Absent
Acetone : Absent
Bile Salts : Absent
Bile Pigments : Absent
Urobilinogen : Normal
O.B.T. : Negative

MICROSCOPIC EXAMINATION :

Pus Cells : 2-3/hpf.
R. B. C. : Absent
Epithelial Cells : 1-2/hpf.
Bacteria : Absent
Casts : Absent
Crystals : Absent
Yeast cell : Absent
Mucus : Absent
Other Findings : NIL

Revival Diagnostic
401, Aqua Corridor,
B/s. Star Bazar, Surat-395009
Mo. 91062-28601

Lab Technician/Technologist


Dr. Mihir Icecreamwala
M.B.B.S., M.D. Pathologist

Laboratory Test Result are Subject to technical limitation and should be clinically correlate for final diagnosis

Operator Name: Zafar Khan Aqua Corridor, Hazira Road, Reporting Print Date & Time: 27-Aug-2022 01:29:00PM
☎ 0261 2747788 ✉ revivaldiagnostics.surat@gmail.com 🌐 www.revivaldiagnostics.com

This medical report is not intended for medico-legal purposes.



Name : VINITA - MISHRA

Date : 27-Aug-2022
12:00:00AM

Age/Se : 30 Yrs. Female
UHID : 21320

Receipt No: 5288

Ref. By : MEDI WHEEL

Lab ID : 17000

Catagory : CTR

Collection Date & Time : 27-Aug-2022 8:50 am

STOOL EXAMINATION

GENERAL EXAMINATION

Consistency : Semi Solid
Color : Brown
Mucus : Absent
Pus : Absent
Blood : Absent

CHEMICAL EXAMINATION

Reaction : Acidic
Occult Blood : Absent

MICROSCOPIC EXAMINATION

Ova : Absent
Cysts : Absent
Pus Cells : Absent / Hpf.
Red Blood Cells : Absent /Hpf.
Macrophage Cells : Absent
Epithelial Cells : Absent / Hpf.
Starch : Absent
Vegetable cells : Absent
Crystals : Absent
Fat : Absent

Revival Diagnostic
401, Aqua Corridor,
B/s. Star Bazar, Surat-395009
Mo. 91062-28601

Lab Technician/Technologist
Zarna K Gandhi (Msc. Biotech)

Pathologist/ Pathologist
Dr. Mihir icecearmwala /Dr. Sodavadiya Kirankumar

Operator Name : Zarna Gandhi

Reporting Print Date & Time : 27-Aug-2022

Laboratory Test Result are Subject to technical limitation and should be clinically correlate for final diagnosis



REVIVAL DIAGNOSTICS



Name : VINITA - MISHRA

Date : 27-Aug-2022

Age/Sex : 30 Yrs. Female

Receipt No : 5288

UHID : 21320

Ref. By Dr. : MEDI WHEEL

Lab ID : 17000

Report By Dr. : Dr.

Catagory : CTR

Collection Date & Time : 27-Aug-2022 8:50 am

REPORT OF GLYCOSYLATED HEMOGLOBIN [HbA1C]

Parameter	Result	Unit	Biological Reference Interval
Hemoglobin A1C(HbA1C)	5.3	%	HbA1C Degree of Glucose Control

< 5.6 % Non Diabetics
5.7 - 6.4 % Prediabetics
> = 6.5 % Diabetics

(REF : Wallace, 11th Edition)

REMARKS:

6 - 7 % Excellent Control
7 - 8 % Good Control
8 -10 % Unsatisfactory Control
> 10 % Poor Control

Method : High performance liquid chromatography (HPLC)


MEAN BLOOD GLUCOSE OVER THE PAST 60 DAYS FROM THE HbA1C RESULT : 000 mg/dl

Remarks : GHb test is useful for the long term control and monitoring of diabetes mellitus since it reflects the integration of blood glucose levels during past 4-8 weeks.

Revival Diagnostic

01, Aqua Corridor,
B/S. Star Mazar, Surat-395009
No. 91062-28601

Lab Technician/Technologist


Dr. Mihir Icecreamwala
M.B.B.S..M.D. Pathologist


Operator Name :Zarna Gandhi

Reporting Print Date & Time :27-Aug-2022

Laboratory Test Result are Subject to technical limitation and should be clinically correlate for final diagnosis

📍 4th Floor, Aqua Corridor, Hazira Road, Adajan Paal, Surat-395009.
☎ 0261 2747788 ✉ revivaldiagnostics.surat@gmail.com 🌐 www.revivaldiagnostics.com

This medical report is not intended for medico-legal purposes.





Name : VINITA - MISHRA
Age/Sex : 30 Yrs. Female
UHID : 21320
Ref. By Dr. : MEDI WHEEL
Category : CTR

Date : 27-Aug-2022 8:50 am
Receipt No : 5288

Lab ID : 17000
Collection Date & Time : 27-Aug-2022 8:50 am


THYROID TEST

TEST	RESULT	Biological Reference Range
T3	1.24	0.87 - 1.78 ng/ml
T4	8.53	4.60 - 13.5 ug/dl
TSH	3.65	0.50 - 5.50 uIU/ml 5.5 to 15 uIU/ml - Suggested Clinical co-relation Or Repeat test with new sample as physiological factors can give falsely high TSH Above 15uIU/ml Hypothyroid

PREGNANT WOMEN normal ranges for TSH:
1st Trimester :0.0878 - 2.8293 uIU/ml
2nd Trimester :0.1998 - 2.7915 uIU/ml
3rd Trimester :0.307 - 2.9028 uIU/ml
Ref:TIETZ Fundamentals of Clinical Chemistry.

Revival Diagnostic
401, Aqua Corridor,
B/s. Star Bazar, Surat-395009
Mo. 91062-28601

Lab Technician/Technologist


Dr. Mihir Icecreamwala
M.B.B.S.,M.D. Pathologist

Operator Name : Zarna Gandhi
Reporting Print Date & Time : 27-Aug-2022
Laboratory Test Result are Subject to technical limitation and should be clinically correlate for final diagnosis

REVIVAL DIAGNOSTICS



HEALTH CHECK-UP SUMMARY

Name: Vinita Mishra

Date: 27/08/2022

Email ID:

Sex: <u>F</u>	Age: <u>30</u> Years	Contact No: <u>7665657925</u>	Remarks:
			Under-weight <u>—</u>
			Normal <u>—</u>
			Over-weight <u>✓</u>

i> **BMI**

Height (in Cm): <u>156</u>	Weight (in Kg): <u>66</u>	BMI: <u>27.0 kg/m²</u>
----------------------------	---------------------------	-----------------------------------

ii> **Blood Pressure & Pulse**

114/72 mmHg
78/min.

If high or low, whether the person is on medication: YES / (NO)

iii> **Blood Tests & Lung Function Remarks**

RS
CVS
CNS } (N)

If abnormal, whether the person is on medication: YES / (NO)

iv> **Eye Test Remarks**

Eye test (L) 6/6 (R) 6/6
Color Vision: (N)

v> **Heart Disease**

Whether any specific heart ailment detected (ECG findings):
Normal

vi> **Any other problems needing attention / Overall Assessment:**

NO

(A) Vinita Mishra

Revival Diagnostic
401, Aqua Corridor,
B/s. Star Bazar, Surat-395009
Mo. 91062-28601

C. H. Patel
Signature of the Doctor

Dr. Chirag Patel
M.B.B.S. G-49432

Laboratory Test Result are Subject to technical limitation and should be clinically correlate for final diagnosis



NAME: Vinita Mishra SEX: F
BIRTHDATE: 01/01/1992 AGE: 30

DEPARTMENT OF OPHTHALMOLOGY

EYE TEST:

1. VISION:

RIGHT EYE - 6/6
LEFT EYE - 6/6

2. COLOR VISION:

RIGHT EYE - (2)
LEFT EYE - (2)

3. FUNDUS:

RIGHT EYE - (2)
LEFT EYE - (2)


REMARKS:

(P) vinitamishra


Ophthalmologist/Optomtrist

Revival Diagnostic
401, Aqua Corridor,
B/s. Star Bazar, Surat-395009
Mo. 91062-28601

Laboratory Test Result are Subject to technical limitation and should be clinically correlate for final diagnosis



REVIVAL DIAGNOSTICS



Dental Assessment Form

NAME Vinita Mishra
AGE 30

DATE 27-08-22
SEX F

* CHIEF COMPLAINT

A CLINICAL FEATURES :- normal

1 CAVIES :-
2 MISSING TOOTH :-
3 MALOCCLUSION :-
4 FILLING :-

B DIAGNOSIS :- normal

C PERSONAL HISTORY :- Hygenic

D PROVISIONAL D/G :- (N)

E MEDICAL HISTORY :- NO

F FINAL D/G :- (N)

G TREATMENT PLAN :- NO

CLINT SIGN

Revival Diagnostic
401, Aqua Corridor,
B/s. Star Bazar, Surat-395009
Mo. 91062-28601

DOCTOR SIGN

(Vinita Mishra)

Laboratory Test Result are Subject to technical limitation and should be clinically correlate for final diagnosis



Dental Assessment Form

NAME Vinita Mishra
AGE 30

DATE 27-08-22
SEX F

* CHIEF COMPLAINT

A CLINICAL FEATURES :- asymet

1 CAVIES :-
2 MISSING TOOTH :-
3 MALOCCLUSION :-
4 FILLING :-

B DIAGNOSIS :- asymet

C PERSONAL HISTORY :- Hygenic

D PROVISIONAL D/G :- (2)

E MEDICAL HISTORY :- NO

F FINAL D/G :- (2)

G TREATMENT PLAN :- NO

CLINT SIGN

DOCTOR SIGN

(Signature)
Vinita Mishra

Revival Diagnostic
401, Aqua Corridor,
B/s. Star Bazar, Surat-395009
Mo. 91062-28601

Laboratory Test Result are Subject to technical limitation and should be clinically correlate for final diagnosis

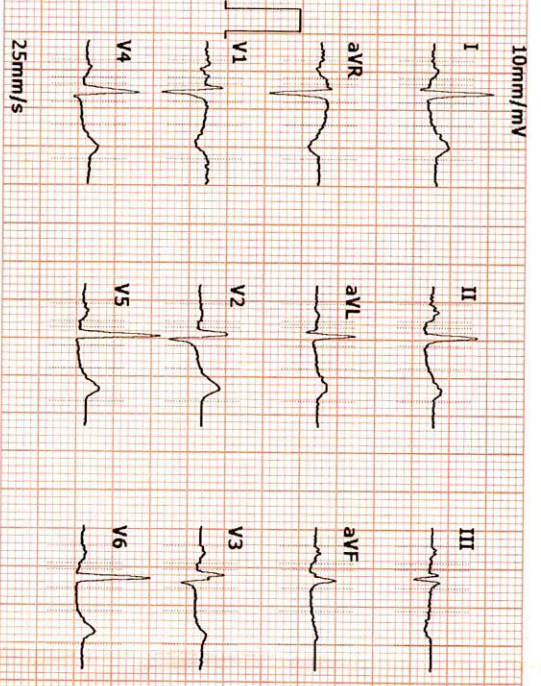
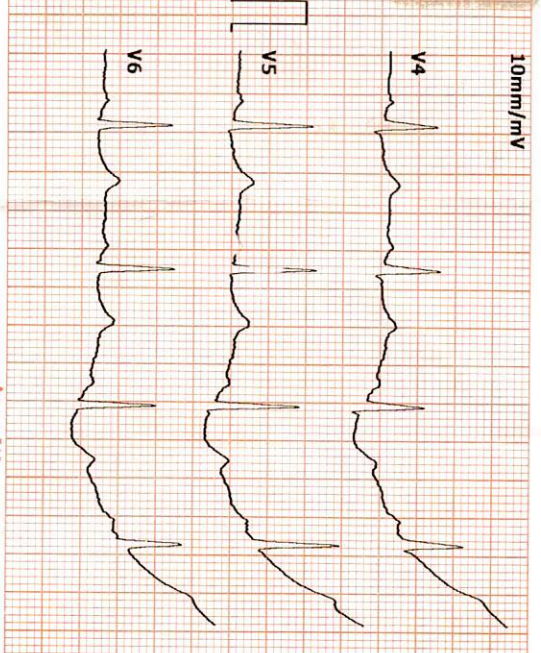
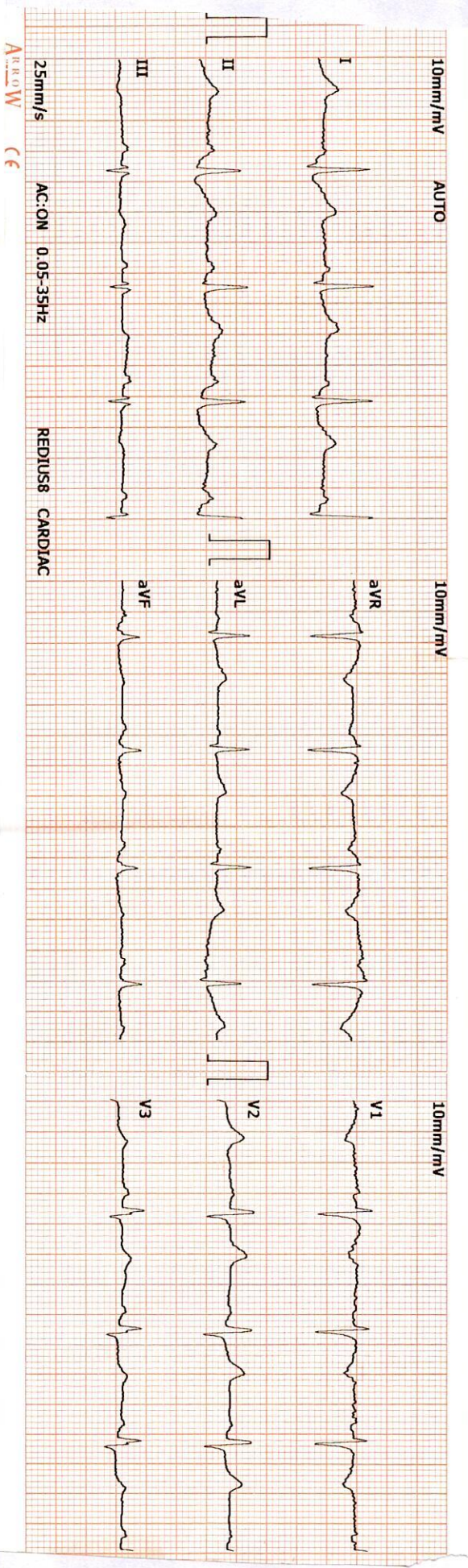
📍 4th Floor, Aqua Corridor, Hazira Road, Adajan Paal, Surat-395009.

☎ 0261 2747788

✉ revivaldiagnostics.surat@gmail.com

🌐 www.revivaldiagnostics.com

This medical report is not intended for medico-legal purposes.



2022-8-27 9:51:56 ID:00002750

ID Card: Name: VINITA Gender: Female
Age: 30 Height(cm): 156
Weight(kg): 66 BF(mmHg): /

HR.....bpm 79
P-R.....ms 126
Q-R-S.....ms 90
QT/QTc.....ms 393/450
P/QRS/T AXES.....deg 56/24/56
RV5/SV1.....mV 1.06/0.61
RV5+SV1.....mV 1.67

*The result must be confirmed by doctor!
Report Confirmed by: DR ADITI PATEL

<< Conclusion >>
801 Sinus Rhythm
*** NORMAL ECG **

Aditi Patil

Revival Diagnostic

401, Aqua Corridor,
B/s. Star Bazar, Surat-395009
Mo. 91062-28601

DR. ADITI PATEL
M.B.B.S., D. CARD (MUM)
CLINICAL CARDIOLOGIST
REG:NG.G-42961



Name : VINITA - MISHRA
Age/Sex : 30 Yrs. Female
UHID : 21320
Ref. By Dr : MEDI WHEEL
Catagory : CTR

Date : 27-Aug-2022
Rec No : 5288

Lab ID : 17000

Collection Date & Time : 27-Aug-2022 8:50 am

ECG

Test	Observed Value	Biological Reference Interval
------	----------------	-------------------------------

ECG

1. The rhythm is sinus.
2. Heart rate is 79 beats per minute.
3. Normal P,QRS,T wave axis.
4. Normal PR,QRS,Q.T. Duration.
5. No pathological q wave or ST-T changes seen.
6. No evidence of chamber hypertrophy or enlargement seen.

IMPRESSION : ECG WITHIN NORMAL LIMITS.

DR. ADITI PATEL
M.B.B.S., D/CARD (MUM)
CLINICAL CARDIOLOGIST
REG.NO.G-42901

Revival Diagnostic
401, Aqua Corridor,
B/s. Star Bazar, Surat-395009
Mo. 91062-28601

Laboratory Test Result are Subject to technical limitation and should be clinically correlate for final diagnosis

REVIVAL DIAGNOSTICS

4TH FLOOR, AQUA CORRIDOE, NEAR STAR BAZAR, ADAJAN- 395009, SURAT

2355/VINITA MISHRA 30 Yrs/Female 66 Kg/156 Cms
Date: 27-Aug-2022 10:43:31 AM

Ref. By : MEDI WHEEL

Summary

Protocol : BRUCE

Objective : FOR TESTING PURPOSE ONLY.

Stage	StageTime (Min:Sec)	PhaseTime (Min:Sec)	Speed (kmph)	Grade (%)	METS	H.R. (bpm)	B.P. (mmHg)	R.P.P. x100	PVC	Comments
Supine					1.0	105	114/70	119	-	
Standing					1.0	118	114/70	134	-	
HV					1.0	93	114/70	106	-	
ExStart					1.0	99	114/70	112	-	
PeakEx	2:34	2:35	2.7	10.0	4.1	165	114/70	188	-	
Recovery	1:00		0.0	0.0	4.1	125	140/80	175	-	
Recovery	2:00		0.0	0.0	4.1	99	130/80	128	-	
Recovery	2:48		0.0	0.0	4.1	99	130/80	128	-	
Recovery					0.0	0	---/---	0	-	

Vinita Mishra

Medication : Nil

History : Nil

Test End Reason : Test Complete, Fatigue, Leg Pain

Findings :

The patient exercised according to BRUCE for 2:35, achieving a work level of Max METS:4.1. Resting heart rate initially 105 bpm, rose to a max. heart rate of 165 bpm which represents 87% of maximum age predicted heart rate. Resting blood pressure 114/70 mmhg, rose to a maximum blood pressure of 114/70 mmhg. The exercise stress test was stopped due to Test Complete, Fatigue, Leg Pain

Parameters :

- Exercise Time : 2:35 minutes
- Max HR attained : 165 bpm 87% of Max Predictable HR 190
- Max BP : 114/70(mmHg)
- Workload attained : 4.1 (Poor Effort Tolerance)
- NOsignificant ST segment changes noted during exercise or recovery.
- NOAngina/Arrhythmia/S3/murmur
- Final Impression : Test is negative for inducible ischaemia.

Advice/Comments:

Revival Diagnostic
401, Aqua Corridor,
Star Bazar, Surat-395009
Mo. 91062-28601

DR. ADITI PATEL
M.B.B.S., D. CARDIUM
CLINICAL CARDIOLOGIST
REG. NO. G-42901

DR. ADITI PATEL



REVIVAL DIAGNOSTICS
4TH FLOOR, AQUA CORRIDOE, NEAR STAR BAZAR, ADAJAN- 395009, SURAT
 2355/VINITA MISHRA
 30 Yrs/Female
 66 Kg/156 Cms

12 Lead + Comparison

Date: 27-Aug-2022 10:43:31 AM

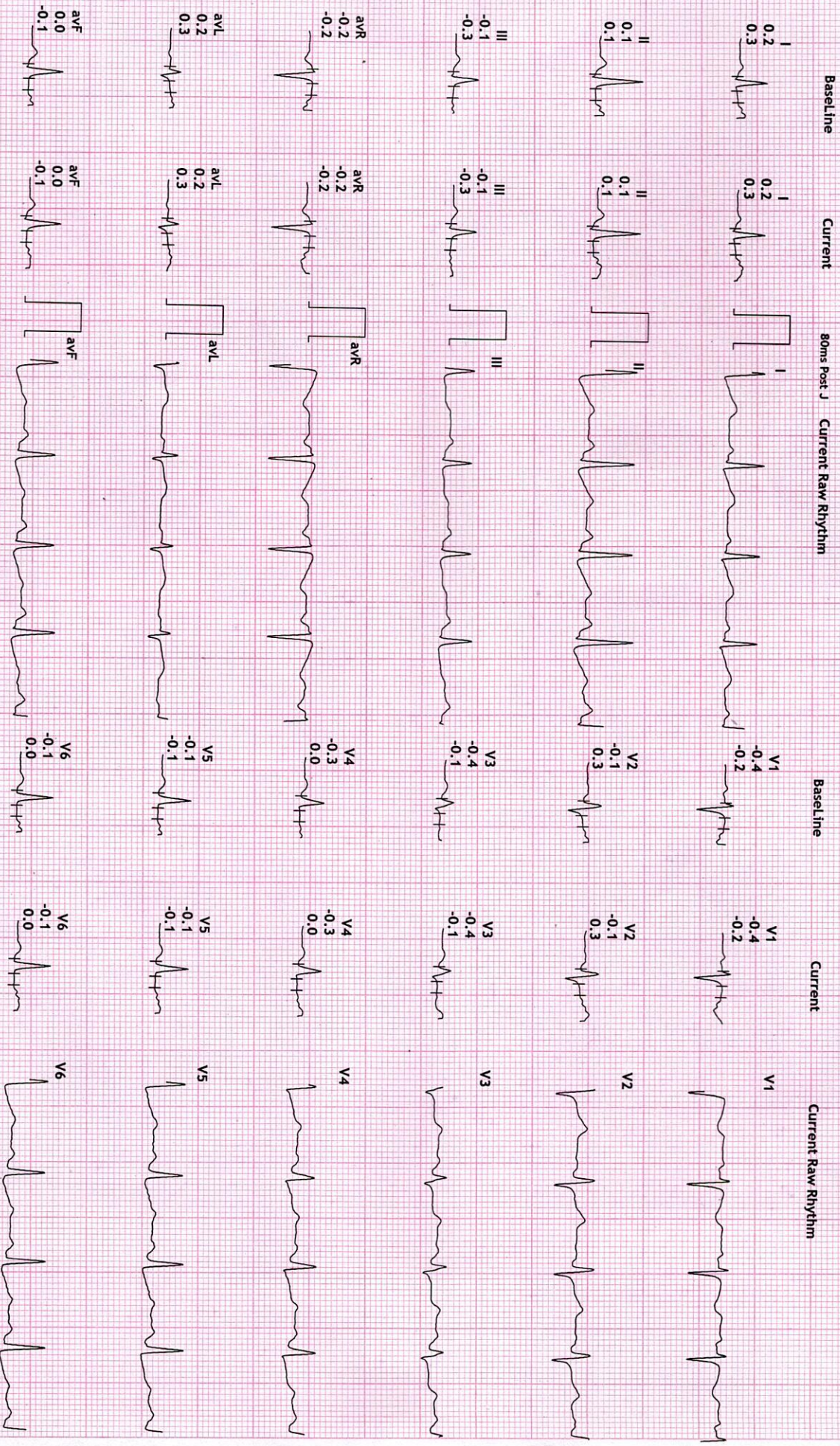
HR: 107 bpm
 METS: 1.0
 BP: 114/70

MPHR: 56% of 190
 Speed: 0.0 kmph
 Grade: 0.0%

Raw ECG
 BRUCE
 (1.0-100)Hz

Ex Time 00:34
 BLC : On
 Notch : On

SUPINE
 10.0 mm/mV
 25 mm/Sec.



REVIVAL DIAGNOSTICS
4TH FLOOR, AQUA CORRIDOE, NEAR STAR BAZAR, ADAJAN- 395009, SURAT

2355/VINITA MISHRA
 30 Yrs/Female
 66 Kg/156 Cms

Date: 27-Aug-2022 10:43:31 AM

12 Lead + Comparison

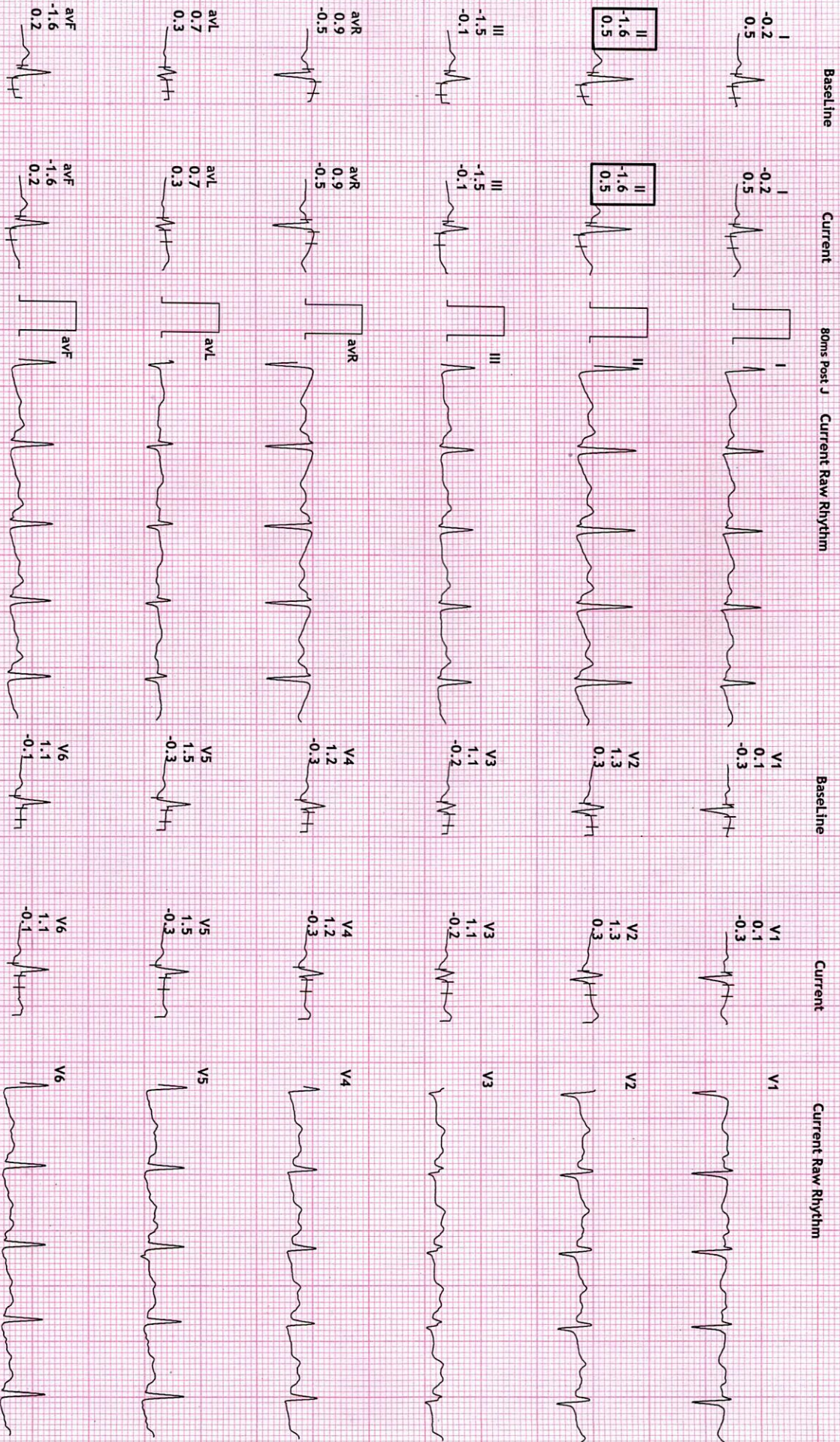
HR: 119 bpm
 METS: 1.0
 BP: 114/70

MPPHR: 62% of 190
 Speed: 0.0 kmph
 Grade: 0.0%

Raw ECG
 BRUCE
 (1.0-100)Hz

Ex Time 00:51
 BLC :On
 Notch :On

STANDING
 10.0 mm/mv
 25 mm/Sec.



REVIVAL DIAGNOSTICS

4TH FLOOR, AQUA CORRIDOE, NEAR STAR BAZAR, ADAJAN- 395009, SURAT

2355/VINITA MISHRA

30 Yrs/Female

66 Kg/156 Cms

Date: 27-Aug-2022 10:43:31 AM

12 Lead + Comparison

HR: 95 bpm

METS: 1.0

BP: 114/70

MpHR: 50% of 190

Speed: 0.0 kmph

Grade: 0.0%

Raw ECG

BRUCE

(1.0-100)Hz

Ex Time 01:05

BLC : On

Notch : On

HV

10.0 mm/mV

25 mm/Sec.



Baseline

Current

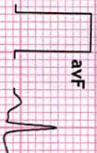
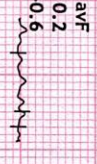

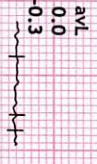
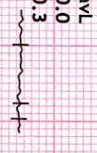

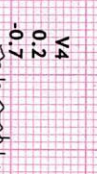
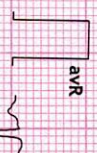

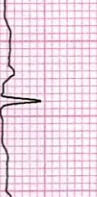
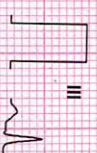
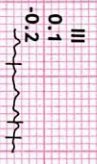
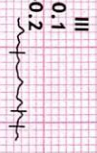


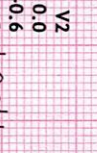
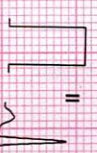

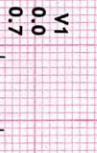
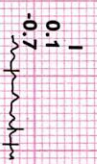
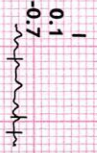
80ms Post J


Current Raw Rhythm

Baseline

Current

Current Raw Rhythm





REVIVAL DIAGNOSTICS

4TH FLOOR, AQUA CORRIDOE, NEAR STAR BAZAR, ADAJAN- 395009, SURAT

2355/VINITA MISHRA

30 Yrs/Female

66 Kg/156 Cms

Date: 27-Aug-2022 10:43:31 AM

12 Lead + Comparison

HR: 100 bpm

METS: 1.0

BP: 114/70

MPHR: 52% of 190

Speed: 0.0 kmph

Grade: 0.0%

Raw ECG

BRUCE

(1.0-100)Hz

Ex Time 00:00

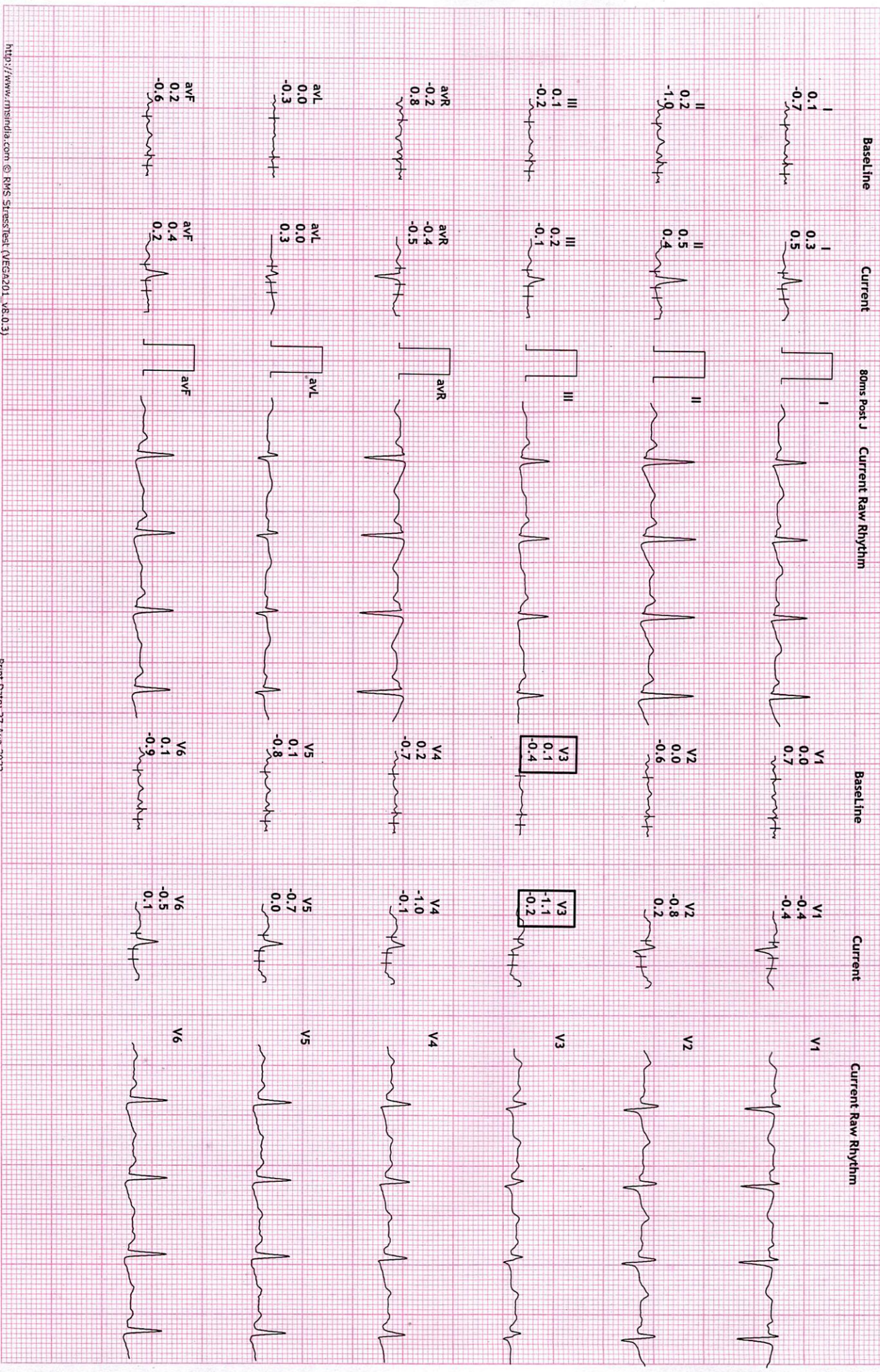
BLC : On

Notch : On

ExStt

10.0 mm/mv

25 mm/Sec.



REVIVAL DIAGNOSTICS
4TH FLOOR, AQUA CORRIDOR, NEAR STAR BAZAR, ADAJAN- 395009, SURAT

2355/VINITA MISHRA
 30 Yrs/Female
 66 Kg/156 Cms

Date: 27-Aug-2022 10:43:31 AM

HR: 169 bpm
 METS: 4.1
 BP: 114/70

M/PHR: 88% of 190
 Speed: 2.7 kmph
 Grade: 10.0%

Raw ECG
 BRUCE
 (1.0-100)Hz

Ex Time 02:34
 BLC : On
 Notch : On

PeakEx
 10.0 mm/mV
 25 mm/Sec.

12 Lead + Comparison



REVIVAL DIAGNOSTICS

4TH FLOOR, AQUA CORRIDOE, NEAR STAR BAZAR, ADAJAN- 395009, SURAT

2355/VINITA MISHRA
30 Yrs/Female
66 Kg/156 Cms

Date: 27-Aug-2022 10:43:31 AM

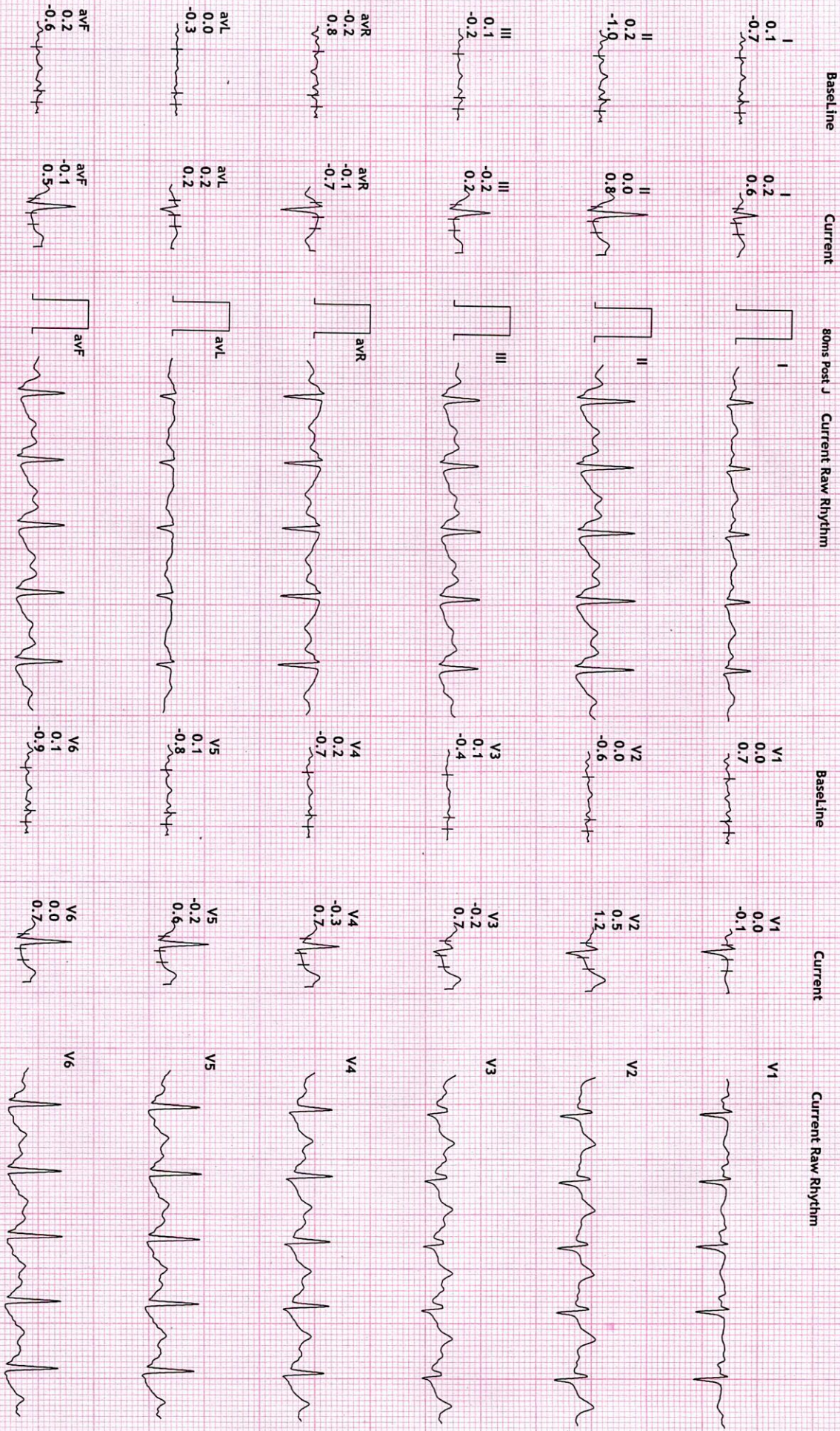
12 Lead + Comparison

HR: 125 bpm
METS: 4.1
BP: 140/80
MPHR: 65% of 190
Speed: 0.0 kmph
Grade: 0.0%

Raw ECG
BRUCE
(1.0-100)Hz

Ex Time 02:34
BLC : On
Notch : On

Recovery : (01
10.0 mm/mV
25 mm/Sec.



REVIVAL DIAGNOSTICS

4TH FLOOR, AQUA CORRIDOE, NEAR STAR BAZAR, ADAJAN- 395009, SURAT

2355/VINITA MISHRA

30 Yrs/Female

66 Kg/156 Cms

Date: 27-Aug-2022 10:43:31 AM

12 Lead + Comparison

HR: 99 bpm

METS: 4.1

BP: 130/80

MPHR: 52% of 190

Speed: 0.0 kmph

Grade: 0.0%

Raw ECG

BRUCE

(1.0-100)Hz

Ex Time 02:34

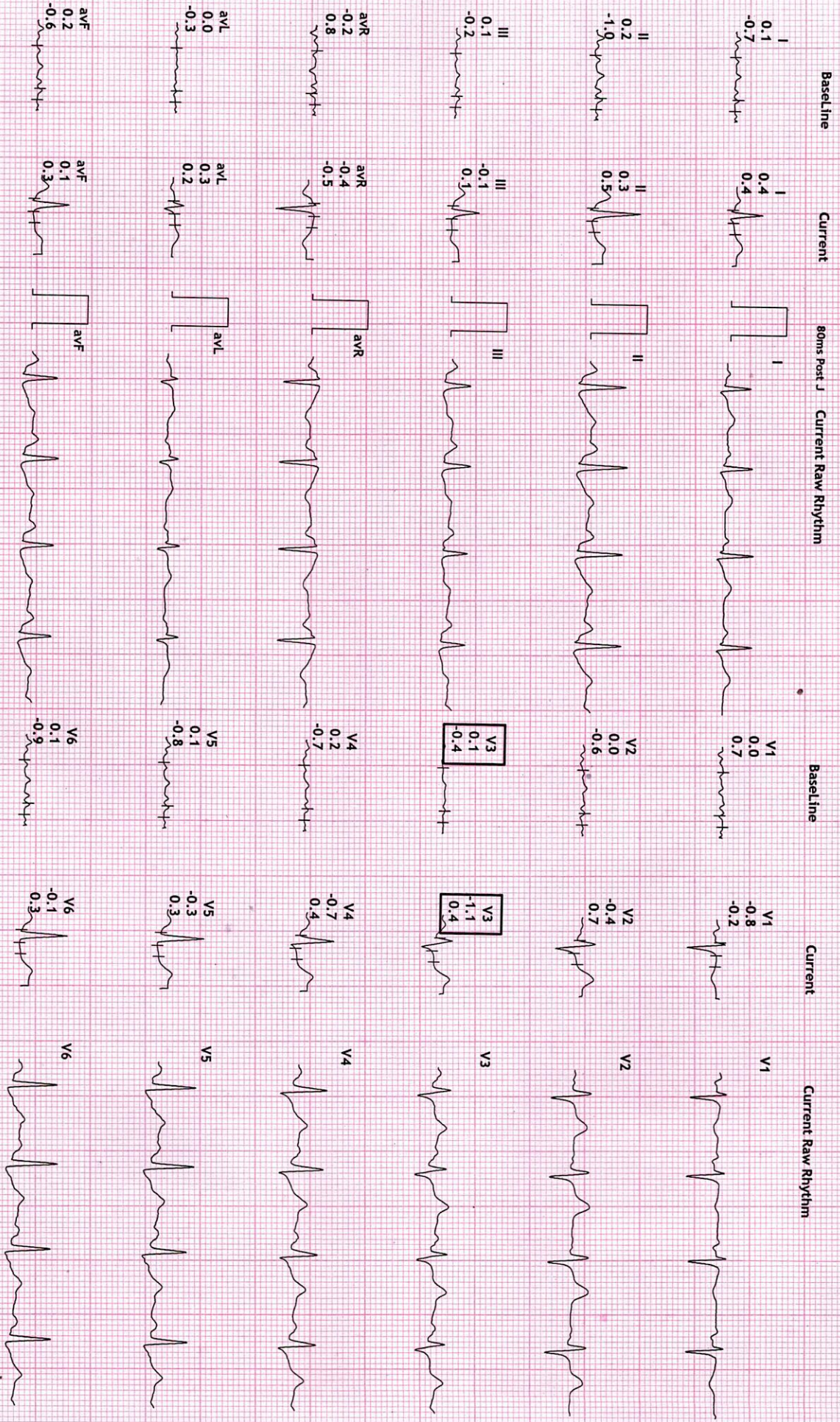
BLC :On

Notch :On

Recovery : (02

10.0 mm/mV

25 mm/Sec.





NAME	VINITA MISHRA	DATE	27-Aug-22
REFERRED BY	MEDI WHEEL	AGE / SEX	30 YRS / F

Thanks for the reference

USG ABDOMEN AND PELVIS

LIVER: is normal in size and shows homogenous echotexture.

No evidence of intrahepatic biliary radicles dilatation / focal space occupying lesion.

The portal vein and common bile duct shows normal caliber.

GALL BLADDER: is distended and shows smooth walls. Wall thickness is normal.

No evidence of sludge / calculus. No evidence of pericholecystic collection.

SPLEEN: Is normal in size and shows normal echo pattern.

PANCREAS: shows normal echo anatomy and its relationship with splenic vein is normal.

KIDNEYS: Both the kidneys are normal in size, shape and location and show normal cortico-medullary differentiation.

Right kidney measures- 9.3 X 4.0 cms.

Left kidney measures- 9.6 X 4.4 cms.

No evidence of hydronephrosis or calculus.

URINARY BLADDER: is distended with smooth walls.

No evidence of diverticulum or calculus.

UTERUS: is anteverted and shows normal endometrial echo reflectivity.

OVARY: Both ovaries are normal in size and appear normal.

No evidence of ascites or pleural effusion.

Fluid and gas filled bowel loops with normal wall thickness and peristalsis noted.

IMPRESSION:

No significant abdominal pathology noted....

Dr. Chirag K. Patel

MBBS-DMPD

Reg. No. G-23509

DR. CHIRAG K. PATEL

RADIOLOGIST

4th Floor, Aqua Corridor,
Nr. Star Bazar, Hazira Main Road,
Adajan, Surat-395009.

Mo. 97266 726683

Laboratory Test Result are Subject to technical limitation and should be clinically correlate for final diagnosis

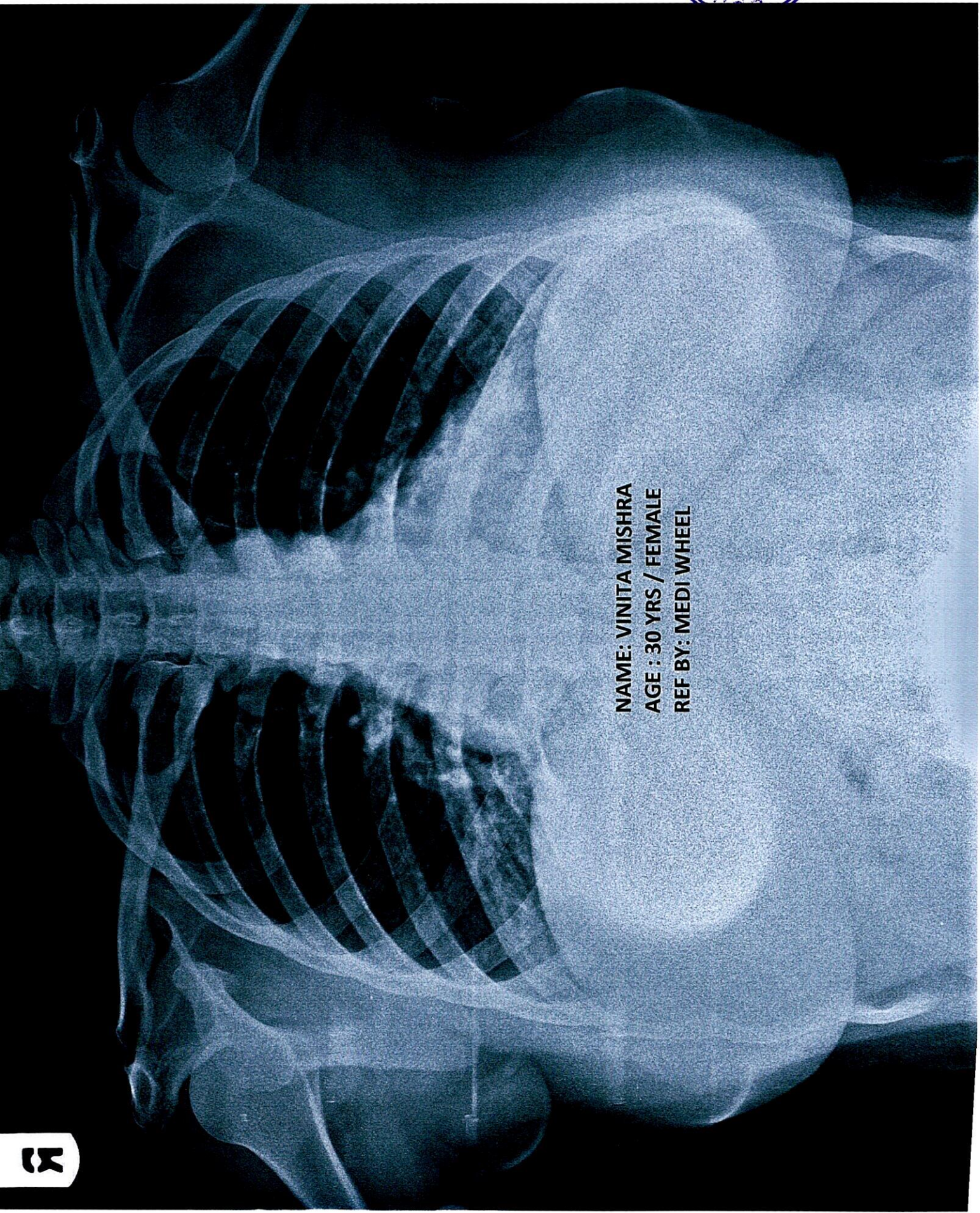
4th Floor, Aqua Corridor, Hazira Road, Adajan Paal, Surat-395009.

0261 2747788

revivaldiagnostics.surat@gmail.com


www.revivaldiagnostics.com

This medical report is not intended for medico-legal purposes.



NAME: VINITA MISHRA
AGE : 30 YRS / FEMALE
REF BY: MEDI WHEEL

3





Name : VINITA - MISHRA
Age/Sex : 30 Yrs. Female
UHID : 21320
Ref. By Dr : MEDI WHEEL
Category : CTR

Date : 27-Aug-2022
Rec No : 5288

Lab ID : 17000

Collection Date & Time : 27-Aug-2022 8:50 am

CHEST RADIOGRAPH-PA VIEW

Hilar shadows are within normal limits.

Pulmonary vasculature appears normal.

Cardiac appears normal in size.

Both domeh of the diaphragm are smooth.

Both costophrenic recesses are clear.

Both lung fields appear normal.


Visualized bones and soft tissue shadows appear normal.

IMPRESSION:

NORMAL STUDY.

Dr. Chirag K. Patel
MBBS-DMPD
Reg. No. G-23509
Revival Diagnostic
DR. CHIRAG K. PATEL
RADIOLOGIST
4th Floor, Aqua Corridor,
Nr. Star Bazar, Hazira Road,
Adajan, Surat-395009.
Mo. 97266 726683

Laboratory Test Result are Subject to technical limitation and should be clinically correlate for final diagnosis





Vinita mishra
27.08.2022 08:48:01



भारत सरकार

GOVERNMENT OF INDIA



विनीता मिश्रा

Vinita Mishra

जन्म तिथि/ DOB: 01/01/1992

महिला / FEMALE

7303 1083 9408



मेरा आधार, मेरी पहचान

Handwritten notes in blue ink: '05x' and 'TMT-8:30'.