



## HEALTH CHECK-UP SUMMARY

Name: Harshik D. Patel

Date: 24/08/23

Email ID: \_\_\_\_\_

Sex: M      Age: 27 Years      Contact No: 9033 265986      Remarks:

Under-weight	<input type="checkbox"/>
Normal	<input checked="" type="checkbox"/>
Over-weight	<input type="checkbox"/>

i> BMI

Height (in Cm): <u>162</u>	Weight (in Kg): <u>53.7</u>	BMI: <u>20.5</u>
----------------------------	-----------------------------	------------------

ii> Blood Pressure & Pulse

110/70 mmHg  
74 min.

If high or low, whether the person is on medication: YES /  NO

iii> Blood Tests & Lung Function Remarks

PS  
CVS  
CNS } @

If abnormal, whether the person is on medication: YES /  NO

iv> Eye Test Remarks

Eye Test: (RA) 6/6    (LF) 6/6  
Color Vision: normal

v> Heart Disease

Whether any specific heart ailment detected (ECG findings):  
normal

vi> Any other problems needing attention / Overall Assessment:

no

**Dr. Chirag Patel**  
M.B.(B.S.) G-49432

Signature of the Doctor

Dr. Sanghvi

**Revival Diagnostic**  
401, Aqua Corridor,  
B/s. Star Bazar, Surat-395009  
No. 91062-28601

Laboratory Test Result are Subject to technical limitation and should be clinically correlate for final diagnosis



Name	PATEL HARDIK DHIRUBHAI	Age/Gender	27Yrs/Male
Reg No.	9177/23	Receipt No	5699
Referred By	Bank of Baroda (BOB) - MEDI WHEEL(PKG10000240)	Mode of Payment	CREDIT
Collection Type	CENTER	Collection DateTime	24-Aug-2023 09:28 AM

### BLOOD GROUP - 24082399 Released at 24-Aug-2023 11:12 AM

Parameter	Result	Biological Ref.Range	Method
-Blood Group	"B"		
-Rh Factor	POSITIVE		

### CBC - 24082397 Released at 24-Aug-2023 10:36 AM

Parameter	Result	Biological Ref.Range	Method
-Haemoglobin	13.7 gm/dL	(13.5 - 18 gm/dL)	Auto
-RBC Count	5.63 mill/cumm	(4.6 - 6.2 mill/cumm)	Auto
-Total WBC Count	6500 /cumm	(4000 - 10000 /cumm)	Auto
-Platelet Count	3.58 lakh/cumm	(1.5 - 4.5 lakh/cumm)	Auto

### Blood Indices

-HCT	44.4 %	(40 - 55 %)	Auto
-MCV	78.9 fl	L (80 - 92 fl)	Auto
-MCH	24.4 pg	L (27 - 31 pg)	Auto
-MCHC	30.9 gm/dL	L (32 - 36 gm/dL)	Auto
-RDW	14.4 %	(11 - 15 %)	Auto

### Diff WBC Count

-Polymorphs	52 %	(40 - 80 %)	Microscopically
-Lymphocytes	40 %	(20 - 40 %)	Microscopically
-Eosinophils	06 %	(1 - 6 %)	Microscopically
-Monocytes	02 %	(2 - 7 %)	Microscopically
-Basophils	00 %	(0 - 1 %)	Microscopically
-PLATELET ON SMEAR	Adequate	-	Microscopically
-MALARIAL PARASITES	Malarial Parasites Not Detected		Microscopically

[Test performed on Fully Automated Hematology Analyzer ERBA H-360]

## Revival Diagnostics

401-Aqua Corridor,  
Beside Star Bazar, Adajan,  
Surat-395009. Mo. 9825947717

Dr. Shivangi Gandhi  
M.B.B.S, M.D (Pathology)

Laboratory Test Result are Subject to technical limitation and should be clinically correlate for final diagnosis

4th Floor, Aqua Corridor, Hazira Road, Adajan Pal, Surat-395009.

0261 2747788, 9825947712 revivaldiagnostics.surat@gmail.com www.revivaldiagnostics.com

This medical report is not intended for medico-legal purposes.



Name	PATEL HARDIK DHIRUBHAI	Age/Gender	27Yrs/Male
Reg No.	9177/23	Receipt No	5699
Referred By	Bank of Baroda (BOB) - MEDI WHEEL(PKG10000240)	Mode of Payment	CREDIT
Collection Type	CENTER	Collection DateTime	24-Aug-2023 09:28 AM

**ESR** - 24082397 Released at 24-Aug-2023 11:10 AM

Parameter	Result	Biological Ref.Range	Method
-E.S.R	06 mm/hr	(1 - 10 mm/hr)	



## Revival Diagnostics

401-Aqua Corridor,  
Beside Star Bazar, Adajan,  
Surat-395009. Mo. 9825947717

Dr. Shivangi Gandhi  
M.B.B.S, M.D (Pathology)

Laboratory Test Result are Subject to technical limitation and should be clinically correlate for final diagnosis



Name	PATEL HARDIK DHIRUBHAI	Age/Gender	27Yrs/Male
Reg No.	9177/23	Receipt No	5699
Referred By	Bank of Baroda (BOB) - MEDI WHEEL(PKG10000240)	Mode of Payment	CREDIT
Collection Type	CENTER	Collection DateTime	24-Aug-2023 09:28 AM

### FBS & PPBS - 24082398 Released at 24-Aug-2023 01:38 PM

Parameter	Result	Biological Ref.Range	Method
-Fasting Blood Sugar (FBS)	87 mg/dL	70-100 mg/dl Impaired Tolerance:100-125 Diabetes Mellitus:>=126 (On more than one occasion) (American diabetes association guidelines 2022)	
-Fasting Urine Sugar	Absent		
-Fasting Urine Acetone	Absent		
-PPBS	120 mg/dL	(90 - 140 mg/dL)	
-PP2BS URINE SUGAR	Absent		
-PP2BS URINE ACETONE	Absent		

### HBA1C - 24082397 Released at 24-Aug-2023 01:11 PM

Parameter	Result	Biological Ref.Range	Method
-HBA1C	5.4 %	HbA1C Degree of Glucose Control <5.6 % Non Diabetics 5,7 - 6.4 % Prediabetics > =6.5 % Diabetics (REF:Wallace, 11th Edition ) REMARKS: 6 - 7 % Excellent Control 7 - 8 % Good Control 8 - 10 % Unsatisfactory Control >10 % Poor Control	Boronate Affinity

-Method[]	High Performance Liquid Chromatography (HPLC)
-----------	---

## Revival Diagnostics

401-Aqua Corridor,  
Beside Star Bazar, Adajan,  
Surat-395009. Mo. 9825947717

Dr. Shivangi Gandhi  
M.B.B.S, M.D (Pathology)

Laboratory Test Result are Subject to technical limitation and should be clinically correlate for final diagnosis

4th Floor, Aqua Corridor, Hazira Road, Adajan Pal, Surat-395009.

0261 2747788, 9825947712 revivaldiagnostics.surat@gmail.com www.revivaldiagnostics.com

This medical report is not intended for medico-legal purposes.



Name	PATEL HARDIK DHIRUBHAI	Age/Gender	27Yrs/Male
Reg No.	9177/23	Receipt No	5699
Referred By	Bank of Baroda (BOB) - MEDI WHEEL(PKG10000240)	Mode of Payment	CREDIT
Collection Type	CENTER	Collection DateTime	24-Aug-2023 09:28 AM

### LIVER FUNCTION TEST (LFT) - 24082399 Released at 24-Aug-2023 01:10 PM

Parameter	Result	Biological Ref.Range	Method
-Serum Total Bilirubin	0.3 mg/dL	(0 - 1.3 mg/dL)	Diazo
-Serum Direct Bilirubin	0.1 mg/dL	(0 - 0.4 mg/dL)	Diazo
-Serum InDirect Bilirubin	0.2 mg/dL	(0.1 - 1.3 mg/dL)	Calculated
-Total Protein (TP)	6.8 gm/dL	(6.4 - 8.3 gm/dL)	Biuret
-Albumin (ALB)	3.9 gm/dL	(3.5 - 5.2 gm/dL)	BCG
-Globulin	2.9 gm/dL	(2.3 - 3.6 gm/dL)	Calculated
-A/G Ratio	1.34 gm/dL	(1 - 2.3 gm/dL)	Calculated
-SGPT(ALT)	16 U/L	(5 - 45 U/L)	IFCC, Kinetic without Pyridoxal Phosphate
-SGOT (AST)	14 U/L	(0 - 35 U/L)	IFCC, Without Pyridoxal Phosphate
-Alkaline Phosph.	68 U/L	(42 - 128 U/L)	ALP-AMP
-GGT	19 U/L	(5 - 50 U/L)	Glups-C

[Test performed on Fully Automated Biochemistry Analyzer ERBA EM200]

# REVIVAL DIAGNOSTICS

## Revival Diagnostics

401-Aqua Corridor,  
Beside Star Bazar, Adajan,  
Surat-395009. Mo. 9825947717

Dr. Shivangi Gandhi  
M.B.B.S, M.D (Pathology)

Laboratory Test Result are Subject to technical limitation and should be clinically correlate for final diagnosis

4th Floor, Aqua Corridor, Hazira Road, Adajan Pal, Surat-395009.

0261 2747788, 9825947712 revivaldiagnostics.surat@gmail.com www.revivaldiagnostics.com

This medical report is not intended for medico-legal purposes.



Name	PATEL HARDIK DHIRUBHAI	Age/Gender	27Yrs/Male
Reg No.	9177/23	Receipt No	5699
Referred By	Bank of Baroda (BOB) - MEDI WHEEL(PKG10000240)	Mode of Payment	CREDIT
Collection Type	CENTER	Collection DateTime	24-Aug-2023 09:28 AM

**Creatinine** - 24082399 Released at 24-Aug-2023 01:11 PM

Parameter	Result	Biological Ref.Range	Method
-Creatinine	0.9 mg/dL	(0.6 - 1.4 mg/dL)	ENZYMATIC

**BUN** - 24082399 Released at 24-Aug-2023 11:08 AM

Parameter	Result	Biological Ref.Range	Method
-Blood Urea Nitrogen (BUN)	10 mg/dL	(6 - 20 mg/dL)	Calculated


**Uric Acid** - 24082396 Released at 24-Aug-2023 01:11 PM

Parameter	Result	Biological Ref.Range	Method
-Uric Acid	7.2 mg/dL	(3.5 - 7.2 mg/dL)	Uricase-POD



## Revival Diagnostics

401-Aqua Corridor,  
Beside Star Bazar, Adajan,  
Surat-395009. Mo. 9825947717

  
Dr. Shivangi Gandhi  
M.B.B.S, M.D (Pathology)

Laboratory Test Result are Subject to technical limitation and should be clinically correlate for final diagnosis

📍 4th Floor, Aqua Corridor, Hazira Road, Adajan Pal, Surat-395009.  
☎ 0261 2747788, 9825947712 📧 revivaldiagnostics.surat@gmail.com 🌐 www.revivaldiagnostics.com

This medical report is not intended for medico-legal purposes.



Name	<b>PATEL HARDIK DHIRUBHAI</b>	Age/Gender	<b>27Yrs/Male</b>
Reg No.	<b>9177/23</b>	Receipt No	<b>5699</b>
Referred By	<b>Bank of Baroda (BOB) - MEDI WHEEL(PKG10000240)</b>	Mode of Payment	<b>CREDIT</b>
Collection Type	<b>CENTER</b>	Collection DateTime	<b>24-Aug-2023 09:28 AM</b>


### Lipid Profile - 24082399 Released at 24-Aug-2023 01:11 PM

Parameter	Result	Biological Ref.Range	Method
-Serum Cholesterol	176 mg/dL	Desirable < 200 mg/dl Borderline High : 200-239 mg/dl High : > 240 mg/dl	CHOD-PAP
-Serum Triglyceride	82 mg/dL	Normal < 150 mg/dl Borderline High : 150 - 199 mg/dl High : 200 - 499 mg/dl Very High : 500 mg/dl	GPO-POD Method
-Serum HDL(Direct)	40 mg/dL	Normal :> 55 mg/dl Borderline : 35-55 mg/dl Undesirable: < 35 mg/dl	PVS-PEGME Precipitation with CHOD-POD
-Serum VLDL	16 mg/dL	(5 - 30 mg/dL)	Calculated
-Serum LDL(Direct)	120 mg/dL	Optimal:< 100 mg/dl Above Optimal : 100- 129 mg/dl Borderline High : 130-159 mg/dl High : > 160-189mg/dl Very High : >190 mg/dl	Calculated
-Chol/HDL	4.40	Low risk: <3.8 Medium Risk: 3.8 to 5.9 High Risk: > 6	Calculated
-LDL/Chol	1.47	Low risk: <3.55 Medium Risk: 3.55 to 4.0 High Risk: > 6	Calculated

[Test performed on Fully Automated Biochemistry Analyzer ERBA EM200]

## Revival Diagnostics

401-Aqua Corridor,  
Beside Star Bazar, Adajan,  
Surat-395009. Mo. 9825947717

  
Dr. Shivangi Gandhi  
M.B.B.S, M.D (Pathology)

Laboratory Test Result are Subject to technical limitation and should be clinically correlate for final diagnosis

4th Floor, Aqua Corridor, Hazira Road, Adajan Pal, Surat-395009.

0261 2747788, 9825947712 revivaldiagnostics.surat@gmail.com www.revivaldiagnostics.com

This medical report is not intended for medico-legal purposes.



Name	PATEL HARDIK DHIRUBHAI	Age/Gender	27Yrs/Male
Reg No.	9177/23	Receipt No	5699
Referred By	Bank of Baroda (BOB) - MEDI WHEEL(PKG10000240)	Mode of Payment	CREDIT
Collection Type	CENTER	Collection DateTime	24-Aug-2023 09:28 AM

### Urine Routine & Micro Examination - 240823101 Released at 24-Aug-2023 12:03 PM

Parameter	Result	Biological Ref.Range	Method
<b>Physical Examination</b>			
-Quantity	30		Manual
-Colour	Pale Yellow	Pale Yellow	Manual
-Appearance	Clear	Clear	Manual
-Reaction (pH)	Acidic		Dipstick
-Specific Gravity	1.030		Dipstick
<b>Chemical Examination</b>			
-Proteins.	Absent		Dipstick
-Sugar	Absent		Dipstick
-Acetone.	Absent		Dipstick
-Bile Salts	Absent	Absent	Dipstick
-Bile Pigments	Absent	Absent	Dipstick
-Occult Blood Test (OBT).	Negative		Dipstick
<b>Microscopic Examination</b>			
-Pus Cells	1-2		Microscopically
-Red Blood Cells	Absent		Microscopically
-Epithelial Cells	1-2		Microscopically
-Bacteria.	Absent		Microscopically
-Crystals	Absent	Absent	Microscopically
-Others	NIL	Absent	Microscopic Examination

## Revival Diagnostics

401-Aqua Corridor,  
Beside Star Bazar, Adajan,  
Surat-395009. Mo. 9825947717

Dr. Shivangi Gandhi  
M.B.B.S, M.D (Pathology)

Laboratory Test Result are Subject to technical limitation and should be clinically correlate for final diagnosis

4th Floor, Aqua Corridor, Hazira Road, Adajan Pal, Surat-395009.

0261 2747788, 9825947712 revivaldiagnostics.surat@gmail.com www.revivaldiagnostics.com

This medical report is not intended for medico-legal purposes.





Name	PATEL HARDIK DHIRUBHAI	Age/Gender	27Yrs/Male
Reg No.	9177/23	Receipt No	5699
Referred By	Bank of Baroda (BOB) - MEDI WHEEL(PKG10000240)	Mode of Payment	CREDIT
Collection Type	CENTER	Collection DateTime	24-Aug-2023 09:28 AM

**Total T3 T4 TSH** - 24082399 Released at 24-Aug-2023 12:10 PM

Parameter	Result	Biological Ref.Range	Method
-Total T3	1.34 ng/ml	(0.87 - 1.78 ng/ml)	Fluorescence Enzyme Immunoassay
-Total T4	8.19 ug/dl	(4.6 - 11 ug/dl)	Fluorescence Enzyme Immunoassay
-TSH	2.08 uIU/ml	0.50 - 5.50 uIU/ml 5.5 to 15 ul U/ml - Suggested Clinical co-relation or Repeat test with new sample as physiological factors can give false high TSH Above 15uIU/ml Hypothyroid PREGNANT WOMEN normal ranges for TSH: 1st Trimester : 0.0878 - 2.8293 uIU/ml 2nd Trimester : 0.1998 - 2.7915 uIU/ml 3rd Trimester : 0.307 - 2.9028 uIU/ml Ref: Tietz Fundamentals of Clinical Chemistry	Fluorescence Enzyme Immunoassay

[Test performed on Fully Automated Immunology Analyzer Maglumi-600]

## Revival Diagnostics

401-Aqua Corridor,  
Beside Star Bazar, Adajan,  
Surat-395009. Mo. 9825947717

Laboratory Test Result are Subject to technical limitation and should be clinically correlate for final diagnosis

Dr. Shivangi Gandhi  
M.B.B.S, M.D (Pathology)

4th Floor, Aqua Corridor, Hazira Road, Adajan Pal, Surat-395009.

0261 2747788, 9825947712 revivaldiagnostics.surat@gmail.com www.revivaldiagnostics.com

This medical report is not intended for medico-legal purposes.



NAME: Hardik D. Patel

EMP ID

SEX: M

AGE: 27

## DEPARTMENT OF OPHTHALMOLOGY

### EYE TEST:

#### 1. VISION:

RIGHT EYE - 6/6

LEFT EYE - 6/6

#### 2. COLOR VISION:

RIGHT EYE - 

LEFT EYE - 

#### 3. NIGHT VISION:

RIGHT EYE - 

LEFT EYE - 

### REMARKS:

**Revival Diagnostic**  
401, Aqua Corridor,  
B/s. Star Bazar, Surat-395009.  
Ophthalmologist/Optommetrist  
MO. 97062 28001

Laboratory Test Result are Subject to technical limitation and should be clinically correlate for final diagnosis

4th Floor, Aqua Corridor, Hazira Road, Adajan Pal, Surat-395009.

0261 2747788, 9825947712 revivaldiagnostics.surat@gmail.com www.revivaldiagnostics.com

This medical report is not intended for medico-legal purposes.



## Dental Assessment Form

NAME  
AGE

Patel Hardik Dhanubhai  
27 yrs

DATE  
SEX

24/08/2023  
Male

### \* CHIEF COMPLAINT

A CLINICAL FEATURES :- examined

1 CAVIES :- }  
2 MISSING TOOTH :- } NO  
3 MALOCCLUSION :- }  
4 FILLING :- }

B DIAGNOSIS :- examined

C PERSONAL HISTORY :- Hygienic

D PROVISIONAL D/G :- ⓐ

E MEDICAL HISTORY :- NO

F FINAL D/G :- examined

G TREATMENT PLAN :- NO

CLINT SIGN

**Revival Diagnostic**

401, Aqua Corridor,  
B/s. Star Bazar, Surat-395009  
Mo. 91062-28601

Laboratory Test Result are Subject to technical limitation and should be clinically correlate for final diagnosis

📍 4th Floor, Aqua Corridor, Hazira Road, Adajan Pal, Surat-395009.

☎ 0261 2747788, 9825947712    ✉ revivaldiagnostics.surat@gmail.com    🌐 www.revivaldiagnostics.com

This medical report is not intended for medico-legal purposes.



## Dental Assessment Form

NAME  
AGE

Patel Harshik Dhirubhai  
07/12/23

DATE  
SEX

24/08/2023  
Male

### \* CHIEF COMPLAINT

A CLINICAL FEATURES :- swollen

1 CAVIES :-  
2 MISSING TOOTH :- } NO  
3 MALOCCLUSION :-  
4 FILLING :-

B DIAGNOSIS :- swollen

C PERSONAL HISTORY :- Hygienic

D PROVISIONAL D/G :- ⊙

E MEDICAL HISTORY :- NO

F FINAL D/G :- swollen

G TREATMENT PLAN :- NO

CLINT SIGN

**Revival Diagnostic**

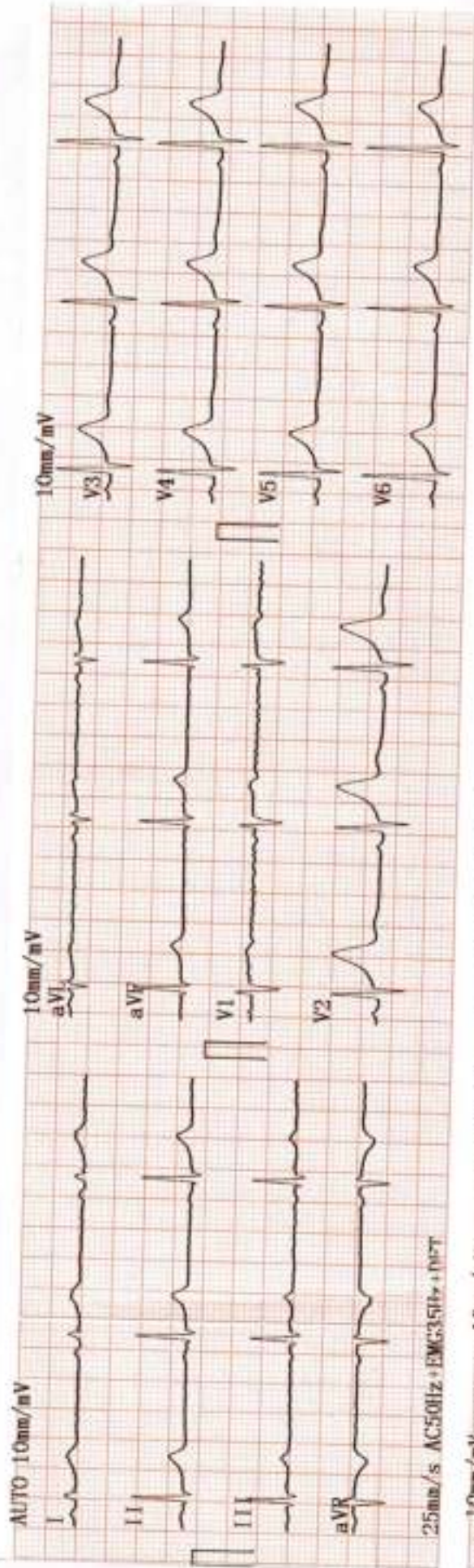
401 Aqua Corridor,  
B/s. Star Bazar, Surat-395009  
Mo. 91062-28601

Laboratory Test Result are Subject to technical limitation and should be clinically correlate for final diagnosis

4th Floor, Aqua Corridor, Hazira Road, Adajan Pal, Surat-395009.

☎ 0261 2747788, 9825947712 ✉ revivaldiagnostics.surat@gmail.com 🌐 www.revivaldiagnostics.com

This medical report is not intended for medico-legal purposes.



2023-08-24 09:43

ID :  
 Name : Ficardik  
 Sex : Male  
 Height : 162  
 SYS :  
 DIA :

Age : 27  
 Weight : 59 kg

HR : 56 bpm  
 PR Interval : 146 ms  
 P Duration : 102 ms  
 QRS Duration : 71 ms  
 T Duration : 197 ms  
 QT/QTc : 374/362 ms  
 P/QRS/T Axis : 16.7/67.3/42.0 deg  
 R(V5)/S(V1) : 0.96/0.44 mV  
 R(V5)+S(V1) : 1.40 mV

Physician

<< Conclusions >>  
 Sinus mode Brady  
 Cardiac electric  
 \*\*Report need phy

*X Karim Spector*

**Revival Diagnostics**  
 401-Aqua Corridor,  
 Beside Star Bazar, Adajan,  
 Surat-395009, Mo. 9825947712

**DR. ADITYA S. BORA**  
 MBBS, DNB, PGCC  
 PHYSICIAN & CLINICAL CARDIOLOGIST  
 G-54906

# REVIVAL

## DIAGNOSTICS



Name	PATEL HARDIK DHIRUBHAI	Age/Gender	27Yrs/Male
Reg No.	9177/23	Receipt No	5699
Referred By	Bank of Baroda (BOB) - MEDI WHEEL(PKG10000240)	Mode of Payment	CREDIT
Collection Type	CENTER	Collection DateTime	24-Aug-2023 09:28 AM

### ECG

1. Sinus bradycardia .
2. Heart rate is 56 beats per minute.
3. Normal P,QRS,T wave axis.
4. Normal PR,QRS,Q.T. Duration.
5. No pathological q wave or ST-T changes seen.
6. No evidence of chamber hypertrophy or enlargement seen.

IMPRESSION : ECG WITHIN NORMAL LIMITS

**Revival Diagnostics**  
401-Aqua Corridor,  
Beside Star Bazar, Adajan,  
Surat-395009, Mo. 9825947712

**DR. ADITYA S. BORA** <sup>Signature</sup>  
MBBS, DNB, PGCC  
PHYSICIAN & CLINICAL CARDIOLOGIST  
G-54906

REVIVAL  
DIAGNOSTICS

Laboratory Test Result are Subject to technical limitation and should be clinically correlate for final diagnosis

📍 4th Floor, Aqua Corridor, Hazira Road, Adajan Pal, Surat-395009.

☎ 0261 2747788, 9825947712 📧 revivaldiagnostics.surat@gmail.com 🌐 www.revivaldiagnostics.com

This medical report is not intended for medico-legal purposes.

Stage	StageTime (minutes)	PhaseTime (Min:Sec)	Speed (kmph)	Grade (%)	METs	H.R. (bpm)	B.P. (mmHg)	R.P.P. x100	PVC	Comments
Supine					1.0	70	110/70	77	-	
Standing					1.0	64	110/70	70	-	
HV					1.0	69	110/70	75	-	
ExStart					1.0	65	110/70	71	-	
Stage 1	3:00	3:01	2.7	10.0	4.6	103	110/70	113	-	
Stage 2	3:00	6:01	4.0	12.0	7.0	126	130/90	163	-	
Stage 3	3:00	9:01	5.5	14.0	10.2	156	140/90	218	-	
PeakEx	0:21	9:22	6.8	16.0	10.6	168	140/90	235	-	
Recovery	1:00		0.0	0.0	4.3	129	150/100	193	-	
Recovery	2:00		0.0	0.0	1.0	117	140/90	163	-	
Recovery	3:00		0.0	0.0	1.0	108	140/90	151	-	
Recovery	3:17		0.0	0.0	1.0	105	130/80	136	-	
Recovery	2:14		0.0	0.0	1.0	100	140/90	140	-	

Findings :

Exercise Time : 9:22 minutes

Max HR attained : 168 bpm 87% of Max Predictable HR 193

Max BP : 140/90(mmHg)

WorkLoad attained : 10.6 (Good Effort Tolerance )


No significant ST segment changes noted during exercise or recovery.

No Angina/Arrhythmia/53/murmur

Final Impression : Test is negative for inducible ischaemia.

Maximum Depression: 1:10

Advice/Comments:



*Dr. Aditya Bora*

**DR. ADITYA BORA**  
 MBBS, DNB, PGDCC  
 PHYSICIAN & CLINICAL CARDIOLOGIST  
 G-54906

**Revival Diagnostics**  
 401-Aqua Corridor,  
 Beside Star Bazar, Adajan,  
 Surat-395009, Mo. 9825947712



# 12 Lead + Comparison

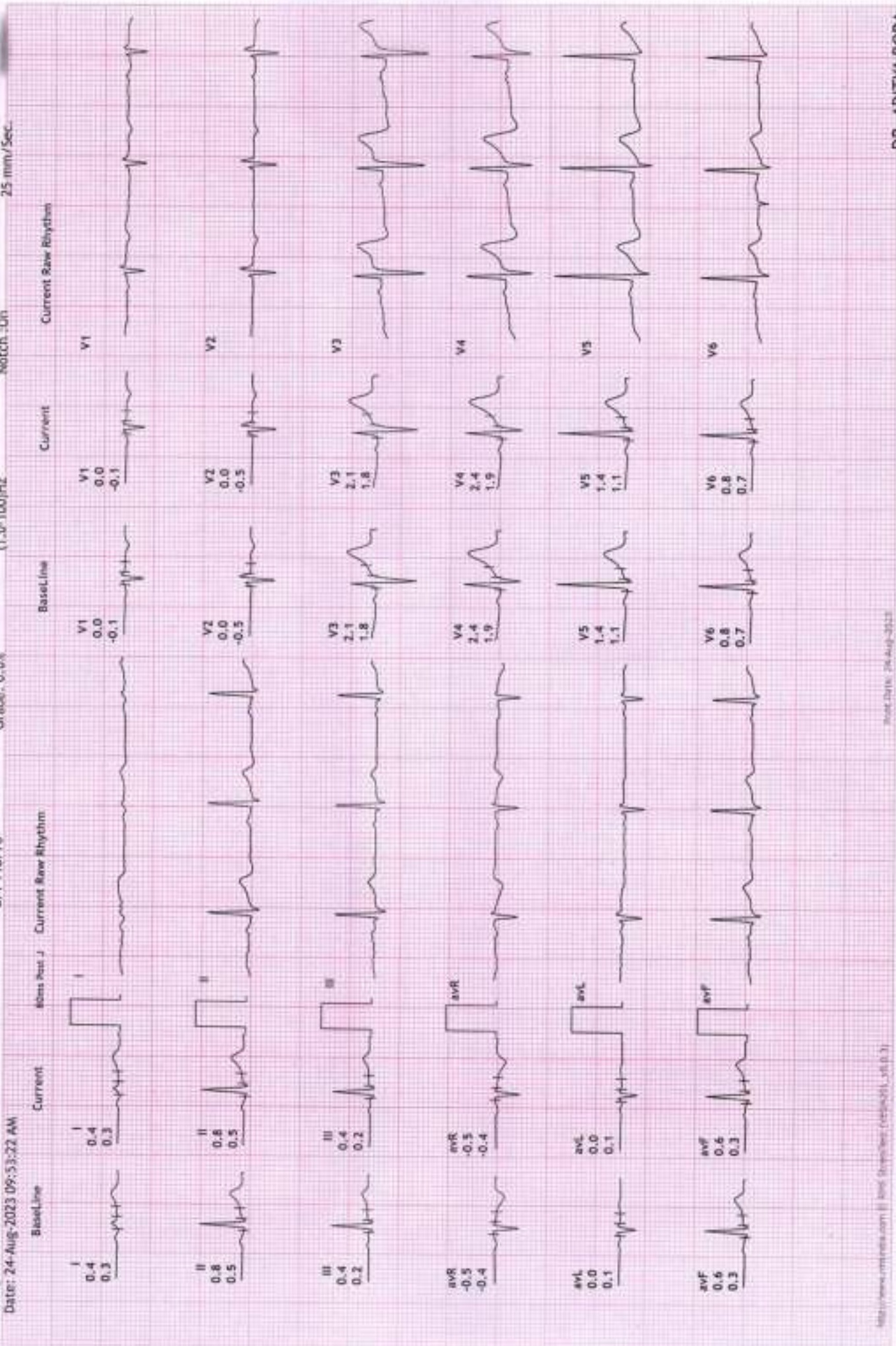
**REVIVAL DIAGNOSTIC**  
**4TH FLOOR AQUA CORRIDORE ,NEAR STAR BAZAR, ADAJAN -395009, SURAT**  
 586/PATEL HARDIK DHIRUBHAI  
 27 Yrs/Male  
 59 Kg/162 Cms

Date: 24-Aug-2023 09:53:22 AM  
 HR: 71 bpm  
 METS: 1.0  
 BP: 110/70

Raw ECG  
 BRUCE  
 (1.0-100)Hz

Ex Time 00:32  
 BLC :On  
 Notch :On

SUPINE  
 10.0 mm/mV  
 25 mm/Sec.





REVIVAL DIAGNOSTIC

4TH FLOOR AQUA CORRIDORE ,NEAR STAR BAZAR, ADAJAN - 395009, SURAT

586/PATEL HARDIK DHIRUBHAI  
27 Yrs/Male  
59 Kg/162 Cms

Date: 24-Aug-2023 09:53:22 AM

HR: 63 bpm  
METS: 1.0  
BP: 110/70

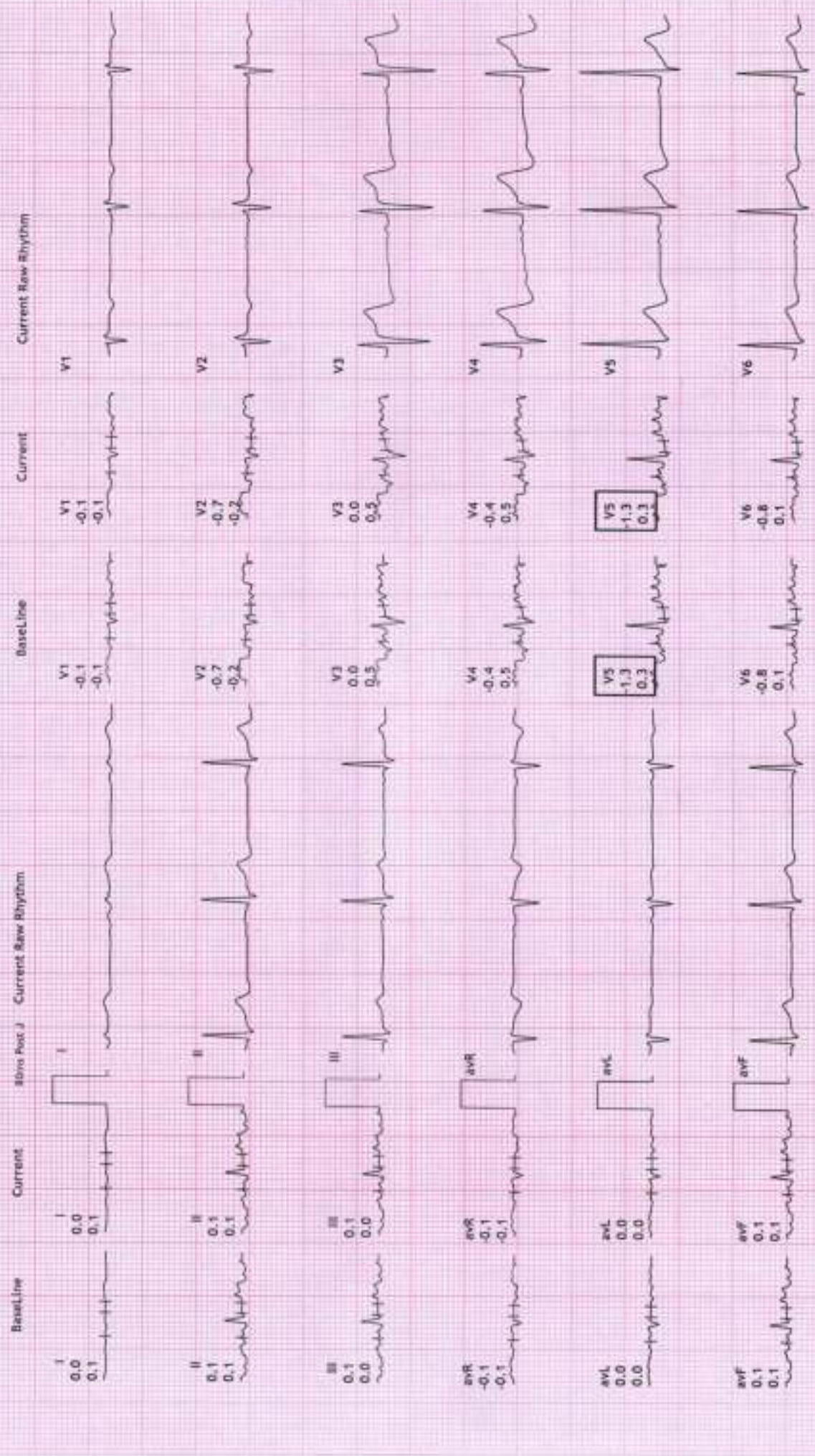
MTHR: 32% of 193  
Speed: 0.0 kmph  
Grade: 0.0%

Raw ECG  
BRUCE  
11.0-100Hz

Ex Time 00:46  
BLC :On  
Notch :On

STANDING  
10.0 mm/mV  
25 mm/Sec

12 Lead + Comparison





# 12 Lead + Comparison

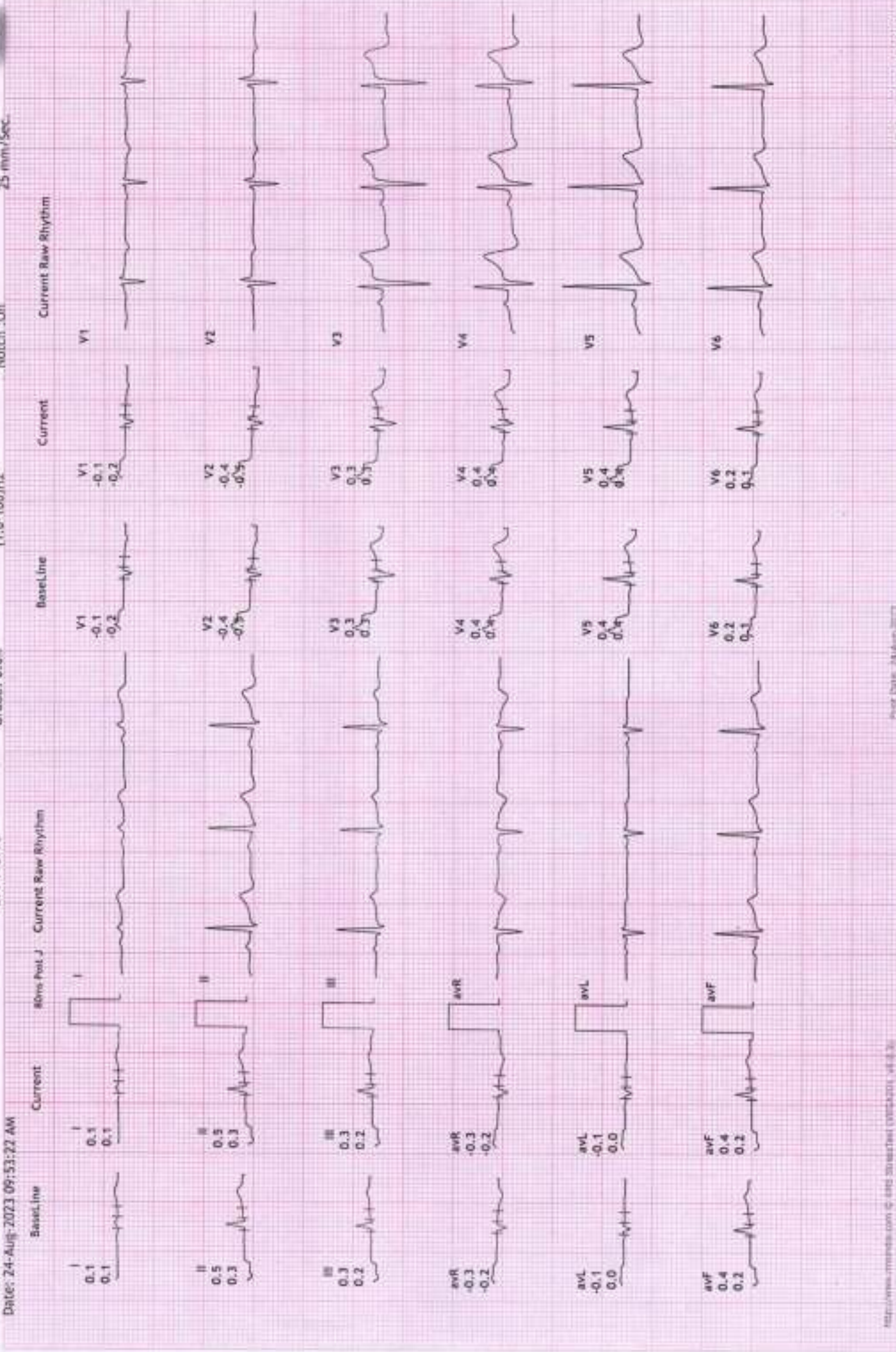
**REVIVAL DIAGNOSTIC**  
 4TH FLOOR AQUA CORRIDORE , NEAR STAR BAZAR, ADAJAN - 395009, SURAT  
 586/PATEL HARDIK DHIRUBHAI  
 27 Yrs/Male  
 59 Kg/162 Cms

HR: 72 bpm  
 METS: 1.0  
 BP: 110/70

MPHR: 17% of 193  
 Speed: 0.0 kmph  
 Grade: 0.0%

Ex Time 01:00  
 BLC :On  
 Notch :On

HV  
 10.0 mm/mV  
 25 mm/Sec.



REVIVAL DIAGNOSTIC

4TH FLOOR AQUA CORRIDORE ,NEAR STAR BAZAR, ADAJAN -395009,SURAT

586/PATEL HARDIK DHEERUBHAI  
27 Yrs/Male  
59 Kg/162 Cms

Date: 24-Aug-2023 09:53:22 AM

12 Lead + Comparison

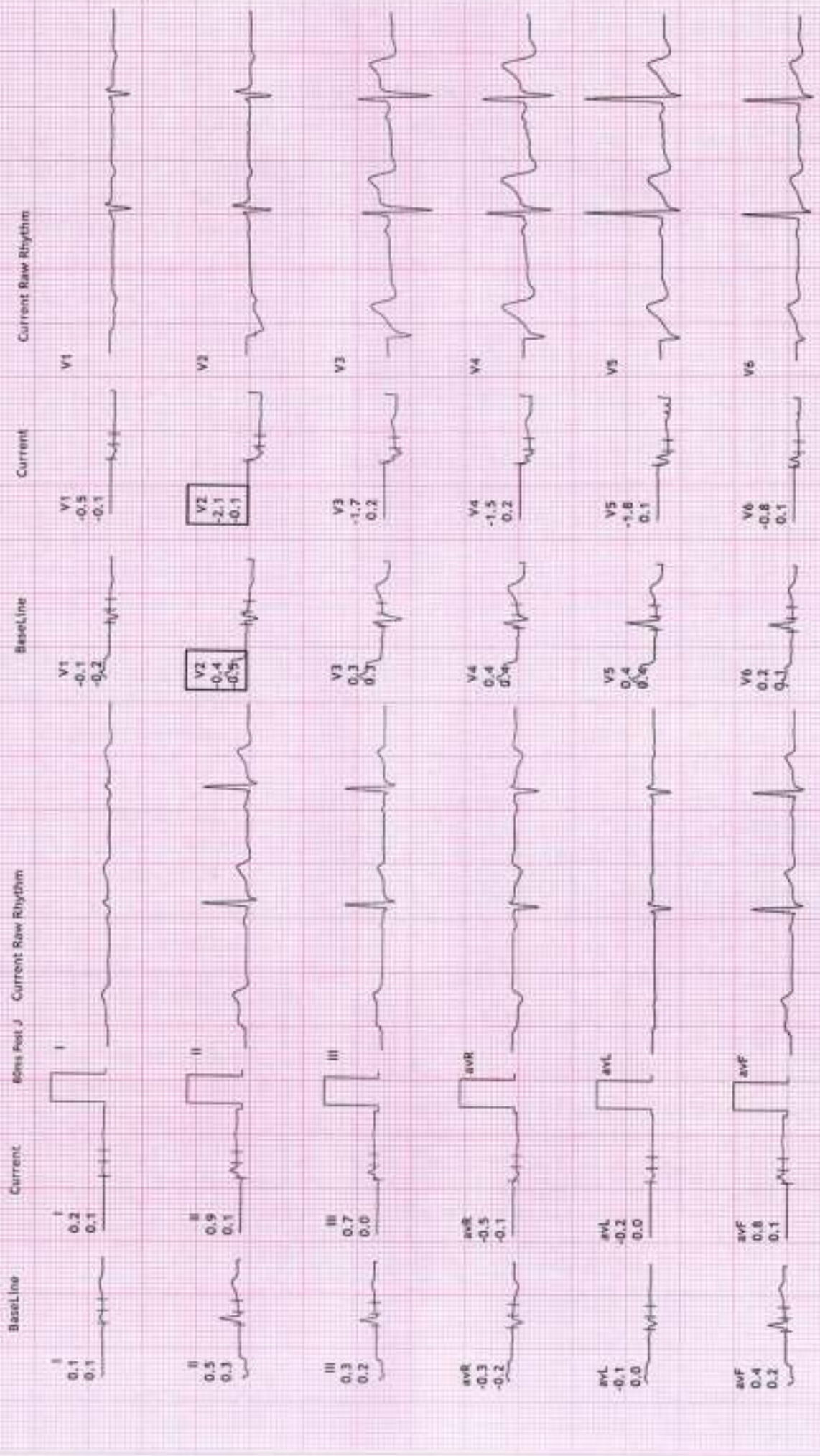
HR: 64 bpm  
METs: 1.0  
BP: 110/70

MPHR: 33% of 193  
Speed: 0.0 kmph  
Grade: 0.0%

Raw ECG  
BRUCE  
(1.0-100)Hz

Ex Time 00:00  
BLC :On  
Notch :On

ExStret  
10.0 mm/mV  
25 mm/Sec



**REVIVAL DIAGNOSTIC**

**4TH FLOOR AQUA CORRIDORE , NEAR STAR BAZAR, ADAJAN - 395009, SURAT**

S86/PATEL HARDIK DHRUBHAI  
27 Yrs/Male  
59 Kg/162 Cms

Date: 24-Aug-2023 09:53:22 AM

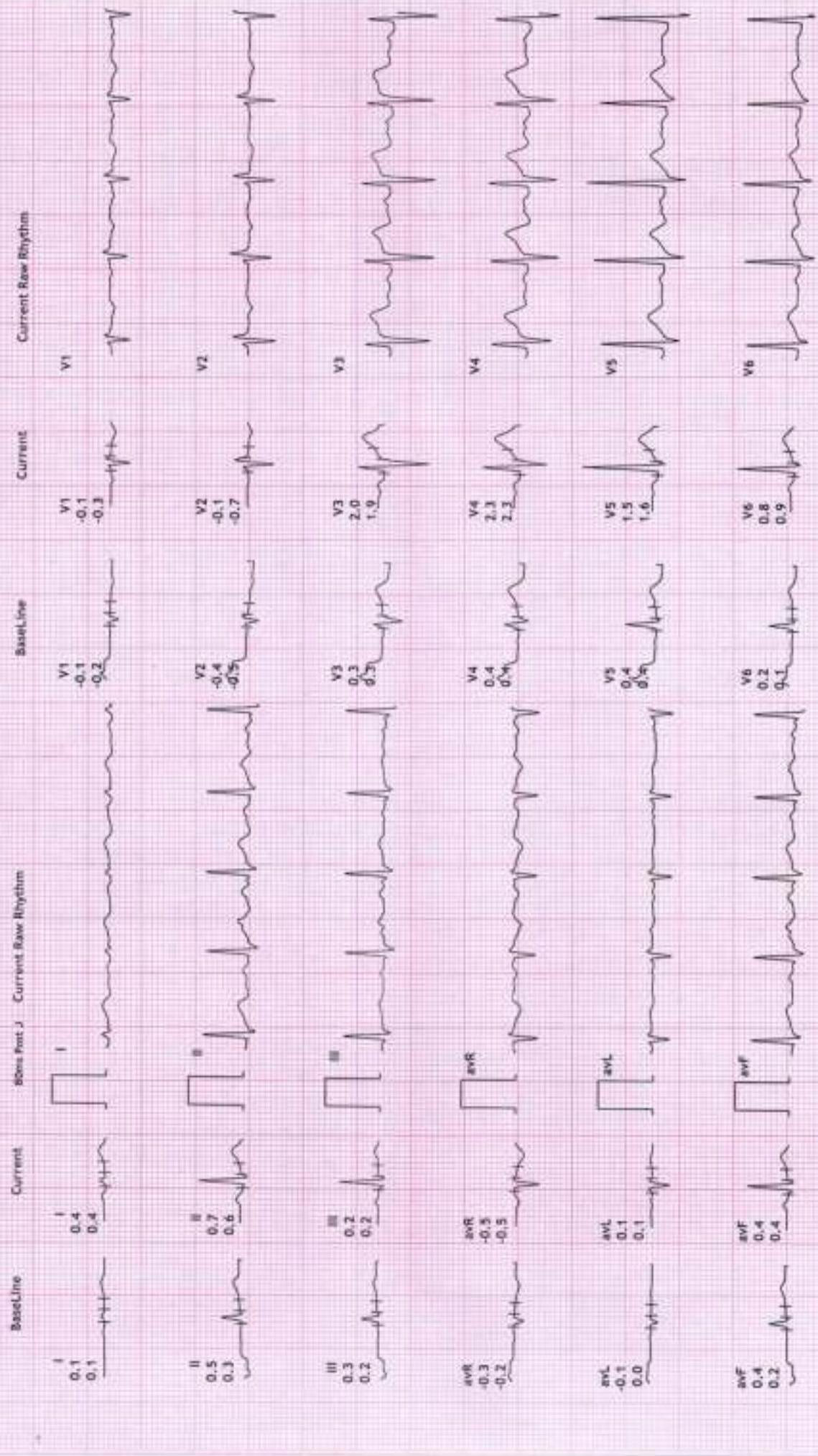
HR: 103 bpm  
METs: 4.6  
BP: 110/70

MPHR: 53% of 193  
Speed: 2.7 kmph  
Grade: 10.0%

Raw ECG  
BRUCE  
(1, 0-100)Hz

Ex Time 03:00  
BLC : On  
Notch : On

Stage 1 ( 03:00  
10.0 mm/mV  
25 mm/Sec



REVIVAL DIAGNOSTIC

4TH FLOOR AQUA CORRIDORE ,NEAR STAR BAZAR, ADAJAN -395009, SURAT

586/PATEL HARDIK DHIRUBHAI  
27 Yrs/Male  
59 Kg/162 Cms

Date: 24-Aug-2023 09:53:22 AM.

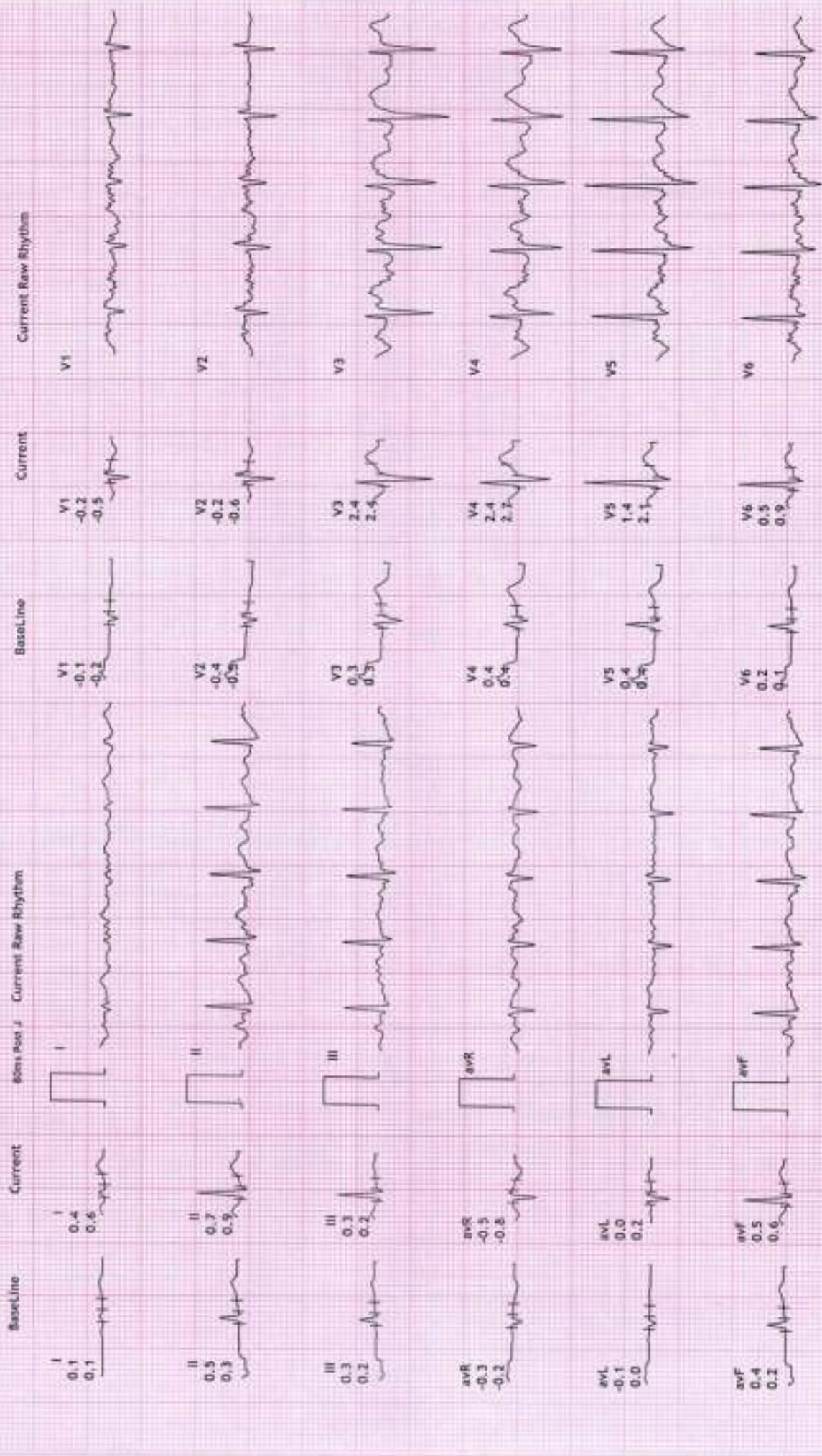
12 Lead + Comparison

HR: 126 bpm  
METS: 7.0  
BP: 130/90

Raw ECG  
BRUCE  
(1.0-100)Hz

Ex Time 06:00  
BLC :On  
Patch :On

Stage 2 ( 03:00)  
10.0 mm/mV  
25 mm/Sec.



12 Lead + Comparison

REVIVAL DIAGNOSTIC

4TH FLOOR AQUA CORRIDORE ,NEAR STAR BAZAR, ADAJAN -395009, SURAT

586/PATEL HARDIK DHIRUBHAI  
27 Yrs/Male  
59 Kg/162 Cms

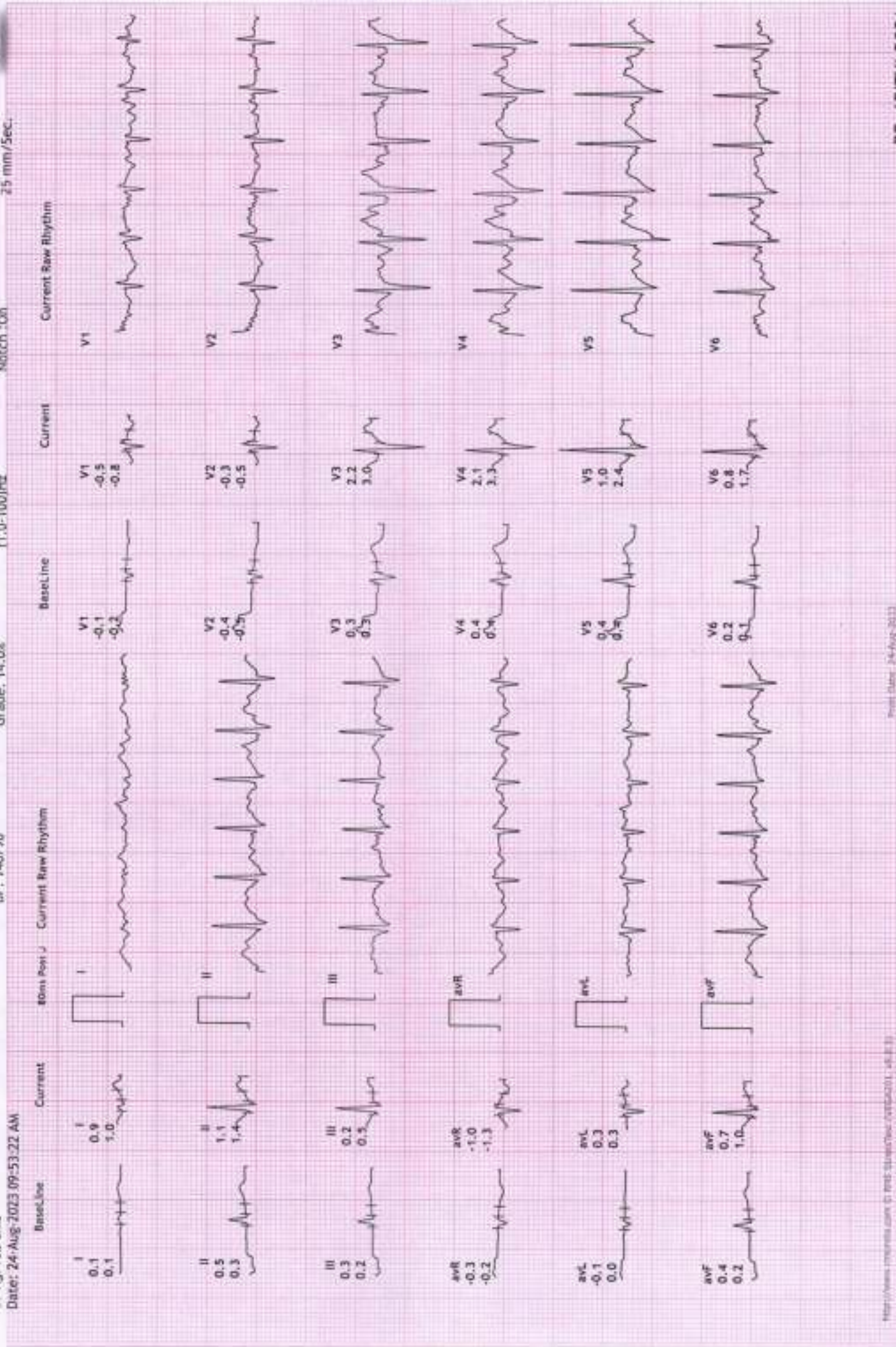
HR: 156 bpm  
METs: 10.2  
BP: 140/90

MPHR: 80% of 193  
Speed: 5.5 kmph  
Grade: 14.0%

Raw ECG  
BRUCE  
11.0-100Hz

Ex Time 09:00  
BLC :On  
Natch :On

Stage 3 ( 03:00 )  
10.0 mm/mV  
25 mm/Sec.



REVIVAL DIAGNOSTIC

4TH FLOOR AQUA CORRIDORE ,NEAR STAR BAZAR, ADAJAN -395009,SURAT

586/PATEL HARDIK DHIRUBHAI  
27 Yrs/Male  
59 Kg/162 Cms

Date: 24-Aug-2023 09:53:22 AM

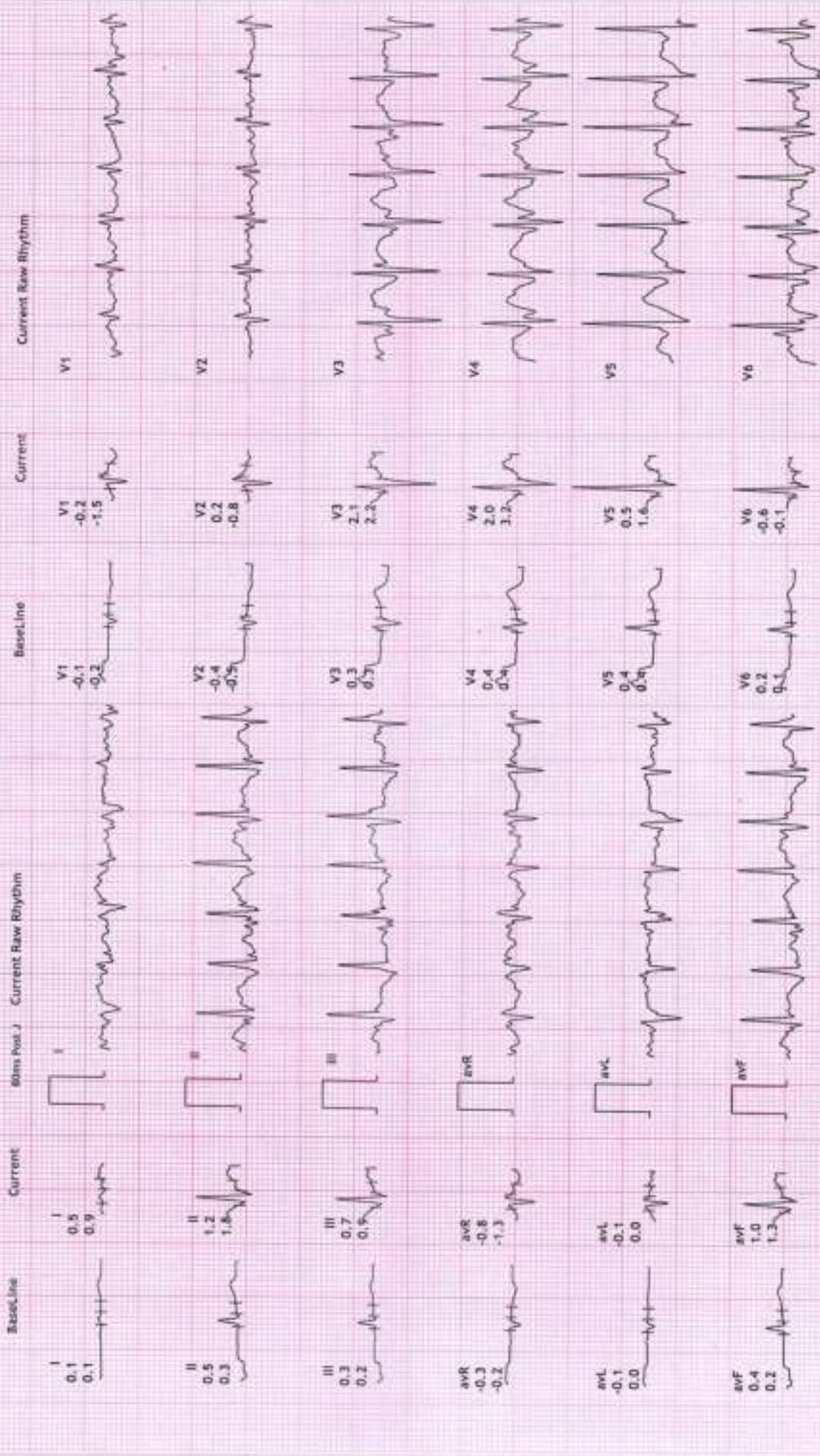
HR: 168 bpm  
METS: 10.6  
BP: 140/90

MPHR: 87% of 193  
Speed: 6.8 kmph  
Grade: 16.0%

Raw ECG  
BRUCE  
(1.0-100)Hz

Ex Time 09:21  
BLC :On  
Notch :On

PeakEx  
10.0 mm/mV  
25 mm/Sec





# 12 Lead + Comparison

**REVIVAL DIAGNOSTIC**  
**4TH FLOOR AQUA CORRIDORE ,NEAR STAR BAZAR, ADAJAN -395009, SURAT**  
 586/PATEL HARDIK DHIRUBHAI  
 27 Yrs/Male  
 59 Kg/162 Cms  
 Date: 24-Aug-2023 09:53:22 AM

HR: 129 bpm  
 METS: 4.2  
 BP: 150/100

MPHR: 668 of 193  
 Speed: 0.0 kmph  
 Grade: 0.0%

Ex Time 09:21  
 BLC :On  
 Notch :On

Recovery : ( 01:00)  
 10.0 mm/mV  
 25 mm/Sec





REVIVAL DIAGNOSTIC

4TH FLOOR AQUA CORRIDORE ,NEAR STAR BAZAR, ADAJAN -395009, SURAT

586/PATEL HARDIK DHIRUBHAI  
27 Yrs/Male  
59 Kg/162 Cms

Date: 24-Aug-2023 09:53:22 AM

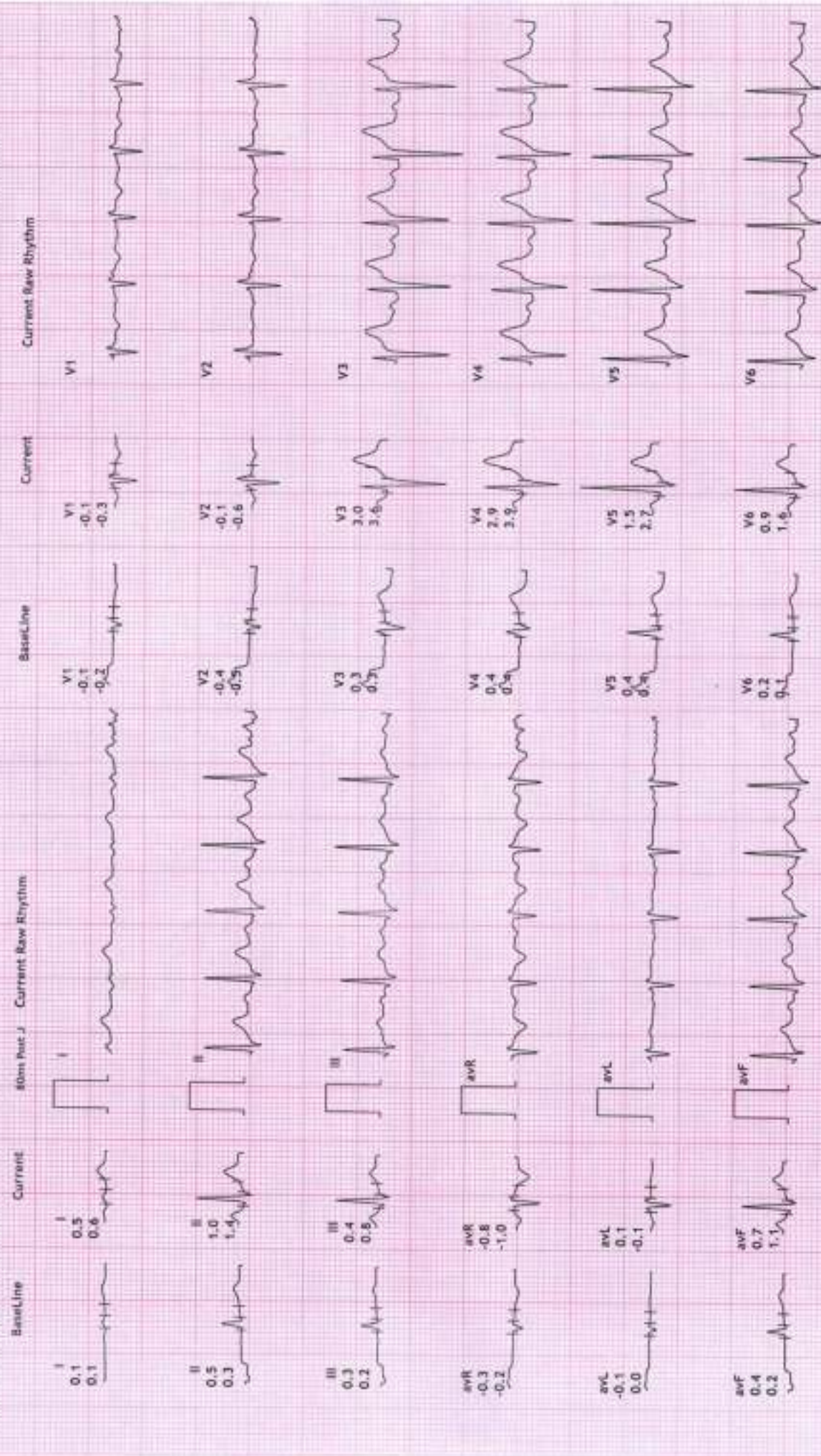
12 Lead + Comparison

HR: 117 bpm  
METS: 1.0  
BP: 140/90  
MPHR: 60% of 193  
Speed: 0.0 kmph  
Grade: 0.0%

Raw ECG  
BRUCE  
(1.0-100)Hz

Ex Time 09:21  
BLC -On  
Match -On

Recovery : ( 02:00 )  
10.0 mm/mV  
25 mm/Sec.



REVIVAL DIAGNOSTIC

4TH FLOOR AQUA CORRIDORE , NEAR STAR BAZAR, ADAJAN - 395009, SURAT

586/PATEL HARDIK DHIRUBHAI

27 Yrs/Male

59 Kg/162 Cms

Date: 24-Aug-2023 09:53:22 AM

HR: 108 bpm

METS: 1.0

BP: 13/0

MpHR: 55% of 193

Speed: 0.0 kmph

Grade: 0.0%

12 Lead + Comparison

Raw ECG

BRUCE

(1.0-100)Hz

Ex Time 09:21

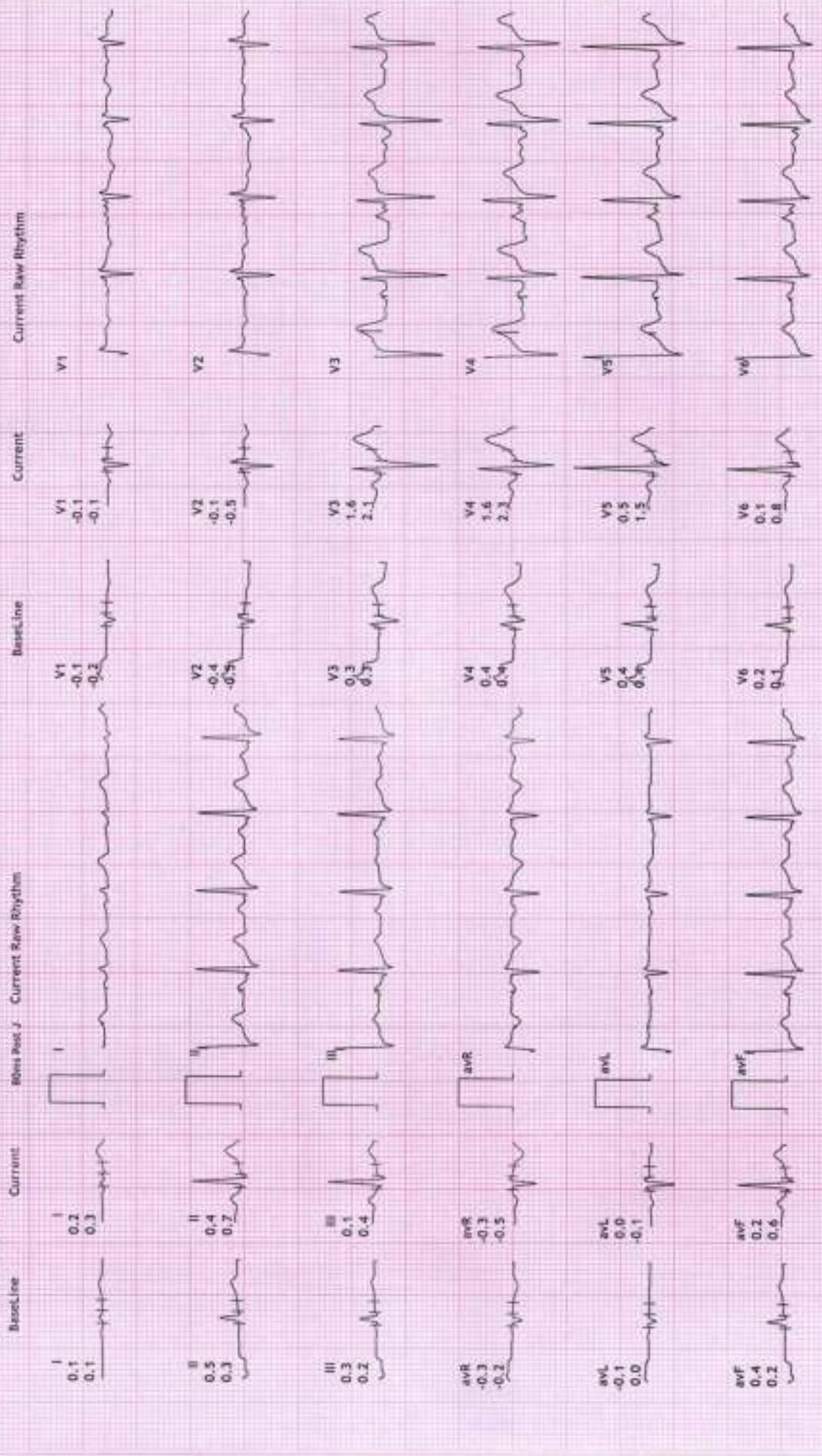
BLC :On

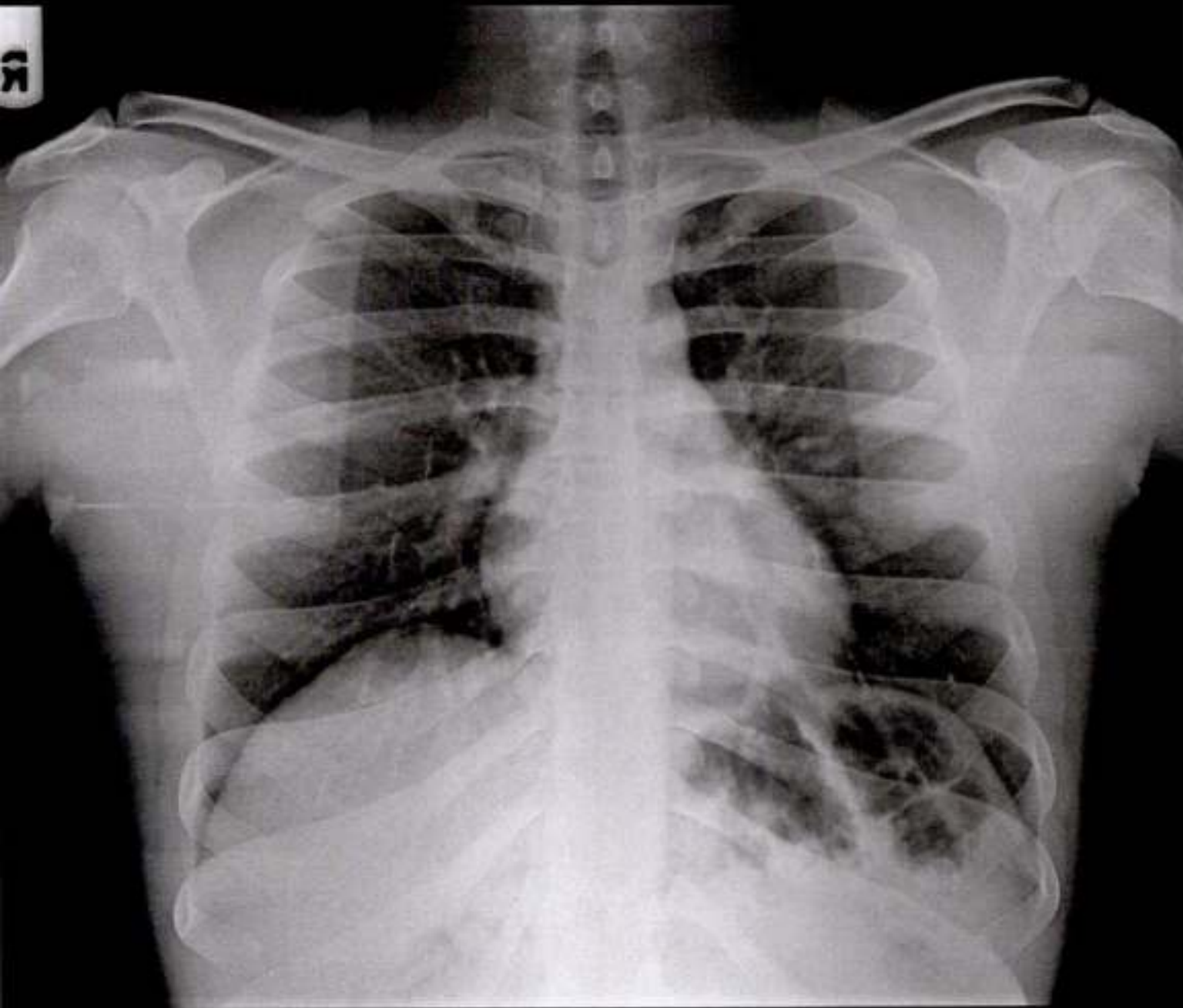
Notch :On

Recovery : ( 03:00

10.0 mm/mV

25 mm/Sec.





PATEL HARDIK DHIRUBHAI 27 YRS 24/08/2023  
REVIVAL DIAGNOSTICS-SURAT



# REVIVAL

## DIAGNOSTICS




Name	PATEL HARDIK DHIRUBHAI	Age/Gender	27Yrs/Male
Reg No.	9177/23	Receipt No	5699
Referred By	Bank of Baroda (BOB) - MEDI WHEEL(PKG10000240)	Mode of Payment	CREDIT
Collection Type	CENTER	Collection DateTime	24-Aug-2023 09:28 AM

### CHEST RADIOGRAPH (PA VIEW)

- Hilar shadows are within normal limits.
- Pulmonary vasculature appears normal.
- Cardiac appears normal in size.
- Both domeh of the diaphragm are smooth.
- Both costophrenic recesses are clear.
- Both lung fields appear normal.
- Visualized bones and soft tissue shadows appear normal.

IMPRESSION: NORMAL STUDY.

DR.CHIRAG K PATEL  
RADIOLOGIST



**Dr. Chirag K. Patel**

MBBS-DMPD

Reg. No. G-23509

Revival Diagnostics  
Signature

4th Floor, Aqua Corridor,  
Nr. Star Bazar, Hazira Main Road,  
Adajan, Surat-395009.  
Mo. 97266 726683

Laboratory Test Result are Subject to technical limitation and should be clinically correlate for final diagnosis

📍 4th Floor, Aqua Corridor, Hazira Road, Adajan Pal, Surat-395009.

☎ 0261 2747788, 9825947712 📧 revivaldiagnostics.surat@gmail.com 🌐 www.revivaldiagnostics.com

This medical report is not intended for medico-legal purposes.

# REVIVAL

## DIAGNOSTICS



Name	PATEL HARDIK DHIRUBHAI	Age/Gender	27Yrs/Male
Reg No.	9177/23	Receipt No	5699
Referred By	Bank of Baroda (BOB) - MEDI WHEEL(PKG10000240)	Mode of Payment	CREDIT
Collection Type	CENTER	Collection DateTime	24-Aug-2023 09:28 AM

### USG OF ABDOMEN & PELVIS

#### LIVER:

Liver is normal in size and echotexture.  
No evidence of focal SOL or dilatation of IHBR seen.  
Portahepatis appear normal.

#### GALLBLADDER:

Gallbladder appeared normal. No calculus or mass lesion seen.

#### PANCREAS:

Pancreas appears normal in size and echotexture.  
No focal lesion, mass or pancreatitis.

#### SPLEEN:

Spleen appears normal in size and echotexture.

#### PARAAORTIC REGION:

Aorta grossly appears normal.  
No paraaortic lymphnodes seen.

#### KIDNEYS:

Both kidneys appear normal in size, shape and in position.  
Cortex and collecting system of both kidneys appears normal.  
No evidence of calculus or obstructive uropathy on either side.

#### URINARY BLADDER:

Bladder appears normal. No calculus or mass lesion is seen.

#### PROSTATE:

Prostate appears normal in size and echotexture.  
No evidence of free fluid in pelvis.

**COMMENTS:** Normal USG Abdoman and pelvis

Dr. Chirag K. Patei  
Chirag K. Patei MBBS-DMPD

Reg. No. G-23509  
Radiologist

Revival Diagnostic

4th Floor, Aqua Corridor,  
Nr. Star Bazar, Hazira Main Road,  
Adajan, Surat-395009.  
Mo. 97266 726683

Laboratory Test Result are Subject to technical limitation and should be clinically correlate for final diagnosis

📍 4th Floor, Aqua Corridor, Hazira Road, Adajan Pal, Surat-395009.

☎ 0261 2747788, 9825947712 ✉ revivaldiagnostics.surat@gmail.com 🌐 www.revivaldiagnostics.com

This medical report is not intended for medico-legal purposes.