

Dr. Vandana G. Powar M.B.B.S., D.C.P.
Consultant Pathologist



PARTH
PATHOLOGY LABORATORY
(Computerised)

LAB - Shop No. 7, "Diwan Towers" Mangalwar Peth, Near Mirajkar Tikli, Opp. Nutan Marathi
High School, Kolhapur. Mob. 9158529408, 9422047480, 9921285187

DATE - 28/01/2023

PATIENT NAME- Varun Patange

AGE - 32 Y/MALE

HEIGHT - 158 cm

WEIGHT - 60 kg

BLOOD PRESSURE - 126/81 mmHg

PULSES - 77/ Min

FIT TO PERFORM TO ALL DUTIES

Dr. Vandana G. Powar
M.B.B.S., D.C.P.
Reg. No. 68137

PATHOLOGIST



Vandana
DR. VANDANA POWAR
M.B.B.S., D.C.P.

All Biochemistry Tests Done By Computerised Auto Analyser

• HAEMATOLOGY • CLINICAL PATHOLOGY • BIOCHEMISTRY • SEROLOGY • MICROBIOLOGY • HISTOPATHOLOGY

24 Hours Emergency Service

Home Service Available

भारत सरकार
Government of India

वसुध सुकुकराय पतंगे
Varun Madhukarrao Patange
जन्म तारीख/DOB: 01/06/1990
पुरुष/ MALE

2710 4034 2626
VID : 9105 4810 0900 2888

माझे आधार, माझी ओळख

Patange



Dr. Vandana G. Powar
M.B.B.S., D.C.P.
Reg. No. 68137



LAB - Shop No. 7, "Diwan Towers" Mangalwar Peth, Near Mirajkar Tikli, Opp. Nutan Marathi High School, Kolhapur. Mob. 9158529408, 9422047480, 9921285167

NAME : MR. VARUN PATANGE
REF BY : Dr. MEDIWHEEL LIFE INS

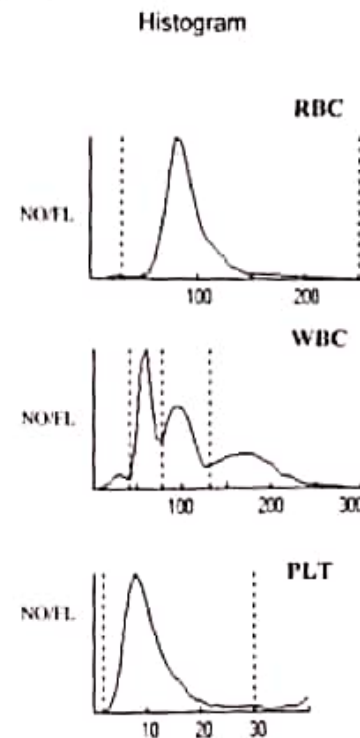
DATE : 28/01/2023 PT.NO. : 210 28012
AGE : 32. Yrs. SEX : M

HAEMOGRAM WITH INDICES

Test	Result	Units	Normal Range
Haemoglobin	- 13.1	g/dl	14-18
RBC Count	- 4.81	millions / cu-mm	4.5 - 6.5
PCV	- 42.1	%	40 - 54
MCV	- 87.5	fL	80 - 96
MCH	- 27.2	Pg	27 - 33
MCHC	- 31.1	gm/dl	33 - 36
RDW CV	- 13.2	%	11.0 - 14.5
WBC Count	- 10400	/cumm	4000 - 11000
Neutrophils	- 51	%	40 - 75
Lymphocytes	- 34	%	20 - 40
Eosinophils	- 13	%	1 - 6
Monocytes	- 02	%	2-10
Basophils	- 00	%	0 - 1
Platelet Count	- 258000	/ul	150000 -450000
MPV	- 9.8	fL	7.4 - 10.4
PDW	- 12.5	%	8-12
P-LCR	- 23.6	%	15-35
E.S.R.	- 08	mm at 1hr	0-10

(By Wintrobe Method)

RBC Morphology - Normochromic, Normocytic.
WBC Morphology - Eosinophilia
Platelets - Adequate



* Blood group - 'AB' Rh Positive

Dr. Vandana G. Powar
M.B.B.S., D.C.P.
Reg. No. 68137



PATHOLOGIST

[Signature]

DR. VANDANA POWAR
M.B.B.S., D.C.P.

All Biochemistry Tests Done By Computerised Auto Analyser

HAEMATOLOGY | CLINICAL PATHOLOGY | BIOCHEMISTRY | SEROLOGY | MICROBIOLOGY | HISTOPATHOLOGY

24 Hours Emergency Service

Home Service Available

Dr. Vandana G. Powar M.B.B.S., D.C.P.
Consultant Pathologist



PARTH
PATHOLOGY LABORATORY
(Computerised)

LAB - Shop No. 7, "Diwan Towers" Mangalwar Peth, Near Mirajkar Tikli, Opp. Nutan Marathi High School, Kolhapur. Mob. 9158529408, 9422047480, 9921285167

PT.NAME : MR. VARUN PATANGE
REF. BY : DR. MEDIWHEEL LIFE INS

DATE : 28/01/2023
AGE : 32 Yrs. SEX : M
PT.NO. : 210 280123

BIOCHEMISTRY TEST REPORT

			<u>Normal Range</u>
Fasting Plasma Glucose	: 70.8	mg/dl	60-110 mg/dl
2 Hrs. Plasma Glucose	: 110.3	mg/dl	90-140 mg/dl
S. Creatinine	: 1.0	mg/dl	0.7 - 1.4 mg/dl
Blood Urea	: 29.0	mg/dl	12-42 mg/dl
Blood Urea Nitrogen	: 13.55	mg/dl	5 - 21 mg/dl
S. Uric acid	: 4.6	mg/dl	3.5 -7.2 mg/dl
CHOLESTEROL	: 157.6	mg/dl	0-250 mg/dl
HDL Cholesterol	: 33.5	mg/dl	30 - 70 mg/dl
S. Triglycerides	: 90.6	mg/dl	0-170 mg/dl
LDL Cholesterol	: 106.0	mg/dl	60 - 150 mg/dl
TC/HDLC Ratio	: 4.7		0 - 5
LDLC/HDLC Ratio	: 3.2		

Dr. Vandana G. Powar
M.B.B.S., D.C.P.
Reg. No. 68137



PATHOLOGIST

DR. VANDANA POWAR
M.B.B.S., D.C.P.

All Biochemistry Tests Done By Computerised Auto Analyser

HAEMATOLOGY | CLINICAL PATHOLOGY | BIOCHEMISTRY | SEROLOGY | MICROBIOLOGY | HISTOPATHOLOGY

24 Hours Emergency Service

Home Service Available

Dr. Vandana G. Powar M.B.B.S., D.C.P.
Consultant Pathologist



PARTH
PATHOLOGY LABORATORY
(Computerised)

LAB - Shop No. 7, "Diwan Towers" Mangalwar Peth, Near Mirajkar Tikli, Opp. Nutan Marathi
High School, Kolhapur. Mob. 9158529408, 9422047480, 9921285167

PT.NAME : MR. VARUN PATANGE
REF. BY : DR. MEDIWHEEL LIFE INS

DATE : 28/01/2023
AGE : 32 Yrs. SEX : M
PT.NO. : 210 280123

BIOCHEMISTRY TEST REPORT

			<u>Normal Range</u>
S. Bilirubin (Total)	: 0.27	mg/dl	0 - 1.0 mg/dl
S. Bilirubin (Direct)	: 0.16	mg/dl	0 - 0.25 mg/dl
S. Bilirubin (Indirect)	: 0.11	mg/dl	0 - 0.75 mg/dl
S.G.O.T	: 22.9	IU/L	5-40 IU/L
S.G.P.T	: 10.8	IU/L	5-40 IU/L
S. Alkaline Phosphatase	: 87.3	IU/L	37 - 147 IU/L
Total Proteins	: 7.9	g/dl	6.6 - 8.3 g/dl
S. Albumin	: 4.7	g/dl	3.5 - 5.0 g/dl
S. Globulin	: 3.2	g/dl	1.5 - 3 g/dl
A/G Ratio	: 1.5 : 1		0.90 - 2.00



Dr. Vandana G. Powar
M.B.B.S., D.C.P.
Reg No 68137

PATHOLOGIST

DR. VANDANA POWAR
M.B.B.S., D.C.P.

All Biochemistry Tests Done By Computerised Auto Analyser

HAEMATOLOGY | CLINICAL PATHOLOGY | BIOCHEMISTRY | SEROLOGY | MICROBIOLOGY | HISTOPATHOLOGY

24 Hours Emergency Service

Home Service Available

Dr. Vandana G. Powar M.B.B.S., D.C.P.
Consultant Pathologist



PARTH
PATHOLOGY LABORATORY
(Computerised)

LAB - Shop No. 7, "Diwan Towers" Mangalwar Peth, Near Mirajkar Tikti, Opp. Nutan Marathi High School, Kolhapur. Mob. 9158529408, 9422047480, 9921285167

PT.NAME : MR. VARUN PATANGE
REF. BY : DR. MEDIWHEEL LIFE INS

DATE : 28/01/2023
AGE : 32 Yrs. SEX : M
PT.NO. : 210 280123

REPORT ON % GLYCOHAEMOGLOBIN OF BLOOD

% Glycohaemoglobin of blood : 4.9 %
Estimated mean blood glucose : 99.7 mg/dl

(Reference For Guideline)

- < 6.0 - Normal
- 6.0 - 7.0 % - Good Control
- 7.0 - 8.0 % - Fair Control
- 8.0-10.0% - Unsatisfactory control
- >10.0% - Poor control



Dr. Vandana G. Powar
M.B.B.S., D.C.P.
Reg No. 68137

PATHOLOGIST


DR. VANDANA POWAR
M.B.B.S., D.C.P.

All Biochemistry Tests Done By Computerised Auto Analyser

HAEMATOLOGY | CLINICAL PATHOLOGY | BIOCHEMISTRY | SEROLOGY | MICROBIOLOGY | HISTOPATHOLOGY

24 Hours Emergency Service

Home Service Available

Dr. Vandana G. Powar M.B.B.S., D.C.P.
Consultant Pathologist



PARTH
PATHOLOGY LABORATORY
(Computerised)

LAB - Shop No. 7, "Diwan Towers" Mangalwar Peth, Near Mirajkar Tikti, Opp. Nutan Marathi High School, Kolhapur. Mob. 9158529408, 9422047480, 9921285167

PT.NAME : MR. VARUN PATANGE
REF. BY : DR. MEDIWHEEL LIFE INS

DATE : 28/01/2023
AGE : 32 Yrs. SEX : M
PT.NO. : 210 280123

EXAMINATION OF URINE

Normal Range

PHYSICAL EXAMINATION

Quantity : 05 ml
Colour : Pale Yellow
Appearance : Clear
Deposit : Absent
Reaction (pH) : Acidic
Specific Gravity : 1.024

1.003 - 1.035

CHEMICAL EXAMINATION

Proteins : Absent
Glucose : Absent
Ketone Bodies : --
Bile Salts : Absent
Bile Pigments : Absent
Urobilinogen : --
Occult Blood : Absent

Absent
Absent

MICROSCOPIC EXAMINATION

Epithelial Cells : 1 - 2 /hpf
Pus Cells : 2 - 3 /hpf
Red Blood Cells : Absent /hpf
Casts : Absent
Crystals : Absent
Amorphous Deposits : Absent

OTHER FINDINGS

Yeast Cells : Absent
Trichomonas vaginalis : Absent
Bacteria : Absent
Mucus Threads : Absent
Spermatozoa : Absent

Dr. Vandana G. Powar
M.B.B.S., D.C.P.
Reg No. 68137



PATHOLOGIST

[Signature]
DR. VANDANA POWAR
M.B.B.S., D.C.P.

All Biochemistry Tests Done By Computerised Auto Analyser

HAEMATOLOGY | CLINICAL PATHOLOGY | BIOCHEMISTRY | SEROLOGY | MICROBIOLOGY | HISTOPATHOLOGY

24 Hours Emergency Service

Home Service Available

Dr. Vandana G. Powar M.B.B.S., D.C.P.
Consultant Pathologist



PARTH
PATHOLOGY LABORATORY
(Computerised)

LAB - Shop No. 7, "Diwan Towers" Mangalwar Peth, Near Mirajkar Tikli, Opp. Nutan Marathi
High School, Kolhapur. Mob. 9158529408, 9422047480, 9921285167

28/01/2023

**THE ECG OF CLIENT – VARUN PATANGE
IS WITHIN NORMAL LIMIT**

NO ABNORMAL FINDINGS ARE DETECTED



Dr. Vandana G. Powar
M.B.B.S., D.C.P.
Reg. No. 68137

PATHOLOGIST

[Signature]
DR. VANDANA POWAR
M.B.B.S., D.C.P.

All Biochemistry Tests Done By Computerised Auto Analyser

HAEMATOLOGY | CLINICAL PATHOLOGY | BIOCHEMISTRY | SEROLOGY | MICROBIOLOGY | HISTOPATHOLOGY

24 Hours Emergency Service

Home Service Available

Dr. Vandana G. Powar M.B.B.S., D.C.P.
Consultant Pathologist



PARTH
PATHOLOGY LABORATORY
(Computerised)

LAB - Shop No. 7, "Diwan Towers" Mangalwar Peth, Near Mirajkar Tikli, Opp. Nutan Marathi
High School, Kolhapur. Mob. 9158529408, 9422047480, 9921285167

PATIENT NAME- VARUN PATANGE

DATE: -28/01/2023

REF.BY:- MEDIWHEEL LIFE INS.

AGE/SEX:- 32Y/MALE

BIOCHEMISTRY

NORMAL VALUE

SERUM VLDL : 18.1 mmol/L

10-50g/dl

Dr. Vandana G. Powar
M.B.B.S., D.C.P.
Reg. No. 68137

PATHOLOGIST

DR. VANDANA POWAR
M.B.B.S., D.C.P.



All Biochemistry Tests Done By Computerised Auto Analyser

HAEMATOLOGY | CLINICAL PATHOLOGY | BIOCHEMISTRY | SEROLOGY | MICROBIOLOGY | HISTOPATHOLOGY

24 Hours Emergency Service

Home Service Available

Dr. Vandana G. Powar M.B.B.S., D.C.P.
Consultant Pathologist



PARTH
PATHOLOGY LABORATORY
(Computerised)

LAB - Shop No. 7, "Diwan Towers" Mangalwar Peth, Near Mirajkar Tikli, Opp. Nutan Marathi High School, Kolhapur. Mob. 9158529408, 9422047480, 9921285167

PATIENT NAME:- VARUN PATANGE

AGE - 32/SEX-MALE

REFERANCE = MEDIWHEEL LIFE INS

DATE - 28/01/2023

BIOCHEMISTRY

NORMAL VALUE

S. GAMMA.G.T : 32.0

10-50 mmol / L

Dr. Vandana G. Powar
M.B.B.S., D.C.P.
Reg No 68137



PATHOLOGIST

Vandana

DR. VANDANA POWAR
M.B.B.S., D.C.P.

All Biochemistry Tests Done By Computerised Auto Analyser

HAEMATOLOGY | CLINICAL PATHOLOGY | BIOCHEMISTRY | SEROLOGY | MICROBIOLOGY | HISTOPATHOLOGY

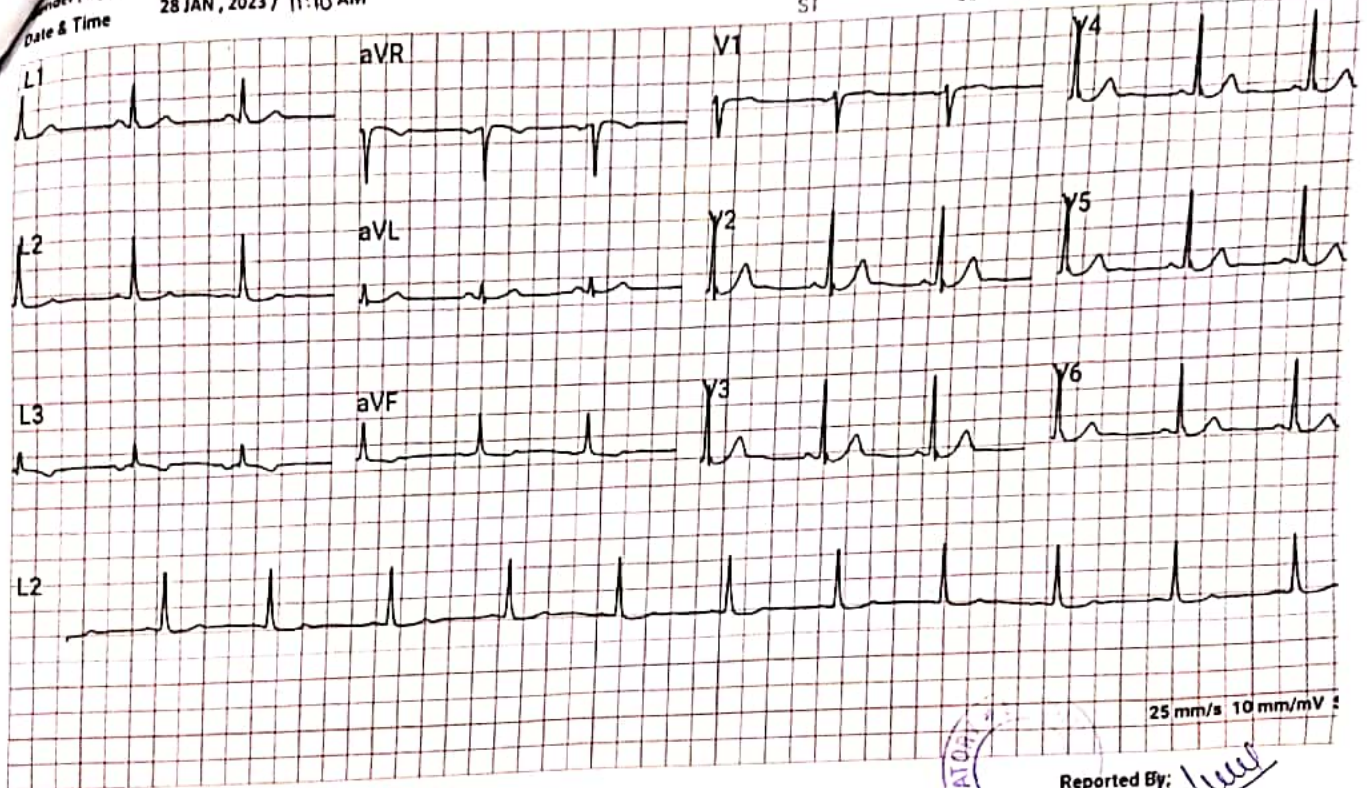
24 Hours Emergency Service

Home Service Available

12 lead simultaneous EC

est
Varun Patange
Gender | Age 34 m
Date & Time 28 JAN, 2023 / 11:10 AM

Heart Rate	68 bpm	QT	360.29 ms
QRS	151.71 ms	PR	142.0 ms
ST	80.67 ms	QTc	376.29 ms



Comments: Normal



Reported By: *[Signature]*

Dr. Vandana G. Powar
M.B.B.S., D.C.P.
Reg. No. 68137

Referred By: Dr. Sumanthani Dalvi MDCC, Kavayitri Mahalaxmi College of Arts, Science & Commerce, Mumbai

January 28, 2023

Name : Varun Madhukar Patange M / 32 yrs
Ref. by : Dr. Vandana Powar

Ultrasonography of Abdomen: [documented]

LIVER: is normal in size with normal texture. The intrahepatic biliary radicles are normal.

GALL BLADDER: shows normal size, wall and lumen.

PORTA HEPATIS: The portal vein and the common ducts are normal in caliber.

PANCREAS: The size, echotexture and contour of pancreas is normal.

SPLEEN: shows normal in size with normal texture.

KIDNEYS: show normal position, contour & echotexture with no hydronephrosis or calculi. The right kidney measures 104x 42 mm and the left measures 112 x 45 mm.

The ureters are not dilated.

The abdominal aorta, the I.V.C. and the pre and para aortic regions appear normal.

There is no ascites. No abnormal bowel could be seen.

URINARY BLADDER shows normal wall and lumen.

Impression: No significant sonographic abnormality is detected.

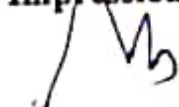
X-Ray Chest, P.A. view :

The lung fields are normal. The lung markings are normal.

The hilar shadows are normal. The mediastinum and the pulmonary vascularity are normal.

The domes and the angles of diaphragm show no abnormality.

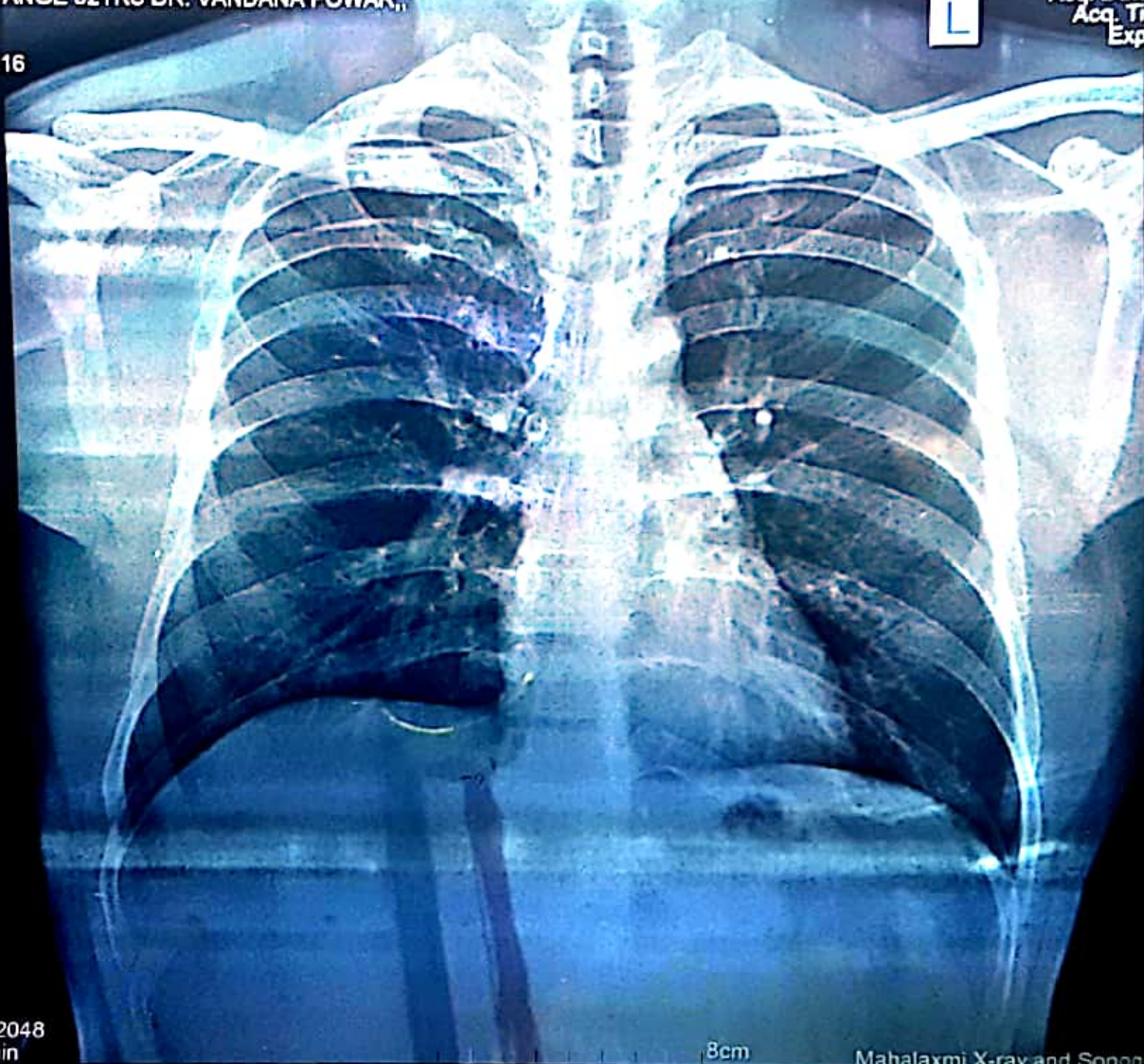
Impression : No significant abnormality detected.


Vishram Mehta.



VARUN PATANGE 32YRS DR. VANDANA POWAR,
Sex: Male
DOB:
ID: PAT001516

Acq. Date: 28/01/2023
Acq. Time: 10:35:43
Exp. Index: 1745



CHEST
PA
W: 4095, L: 2048
Tech ID: admin

8cm

Scale: 0.57
Mahalaxmi X-ray and Sonography Clinic

8cm



 GPS Map Camera

Kolhapur, Maharashtra, India

Shop No 7, Diwan Tower, Mlrajkar Tikti Mangalwar Peth, opp. Nutan Marathi High School, B Ward, C Ward, Kolhapur, Maharashtra 416002, India

Lat 16.692861°

Long 74.224321°

28/01/23 11:04 AM GMT +05:30

