




PARKLINE DIAGNOSTICS PVT. LTD.

L.G. 3, 4 & 5, Bhuvana Towers, S.D. Road, Secunderabad - 500 003 Tel : +91 40-2784 5852, 6649 1787
Fax : +91 40 2784 7864 Email parklinediagnostics@gmail.com www.parklinediagnostics.com



NABL Accredited
Certificate No.MC-2566

TEST REPORT

| | | | |
|--------------|---|---------------|--------------------------|
| Name | : MS.GOKA ASHWINI [114876] | TID/SID | : UMR0739423/ 23292322 |
| Age / Gender | : 34 Years / Female | Registered on | : 12-Mar-2022 / 09:25 AM |
| Ref.By | : - | Collected on | : 12-Mar-2022 / 09:48 AM |
| Req.No | :  BIL1868677 | Reported on | : 12-Mar-2022 / 16:36 PM |
| | | Reference | : Medi Wheel |

DEPARTMENT OF CLINICAL PATHOLOGY

Complete Urine Examination (CUE), Urine

| Investigation | Observed Value | Units | Biological Reference Interval |
|---|----------------|-------|-------------------------------|
| Colour Method:Photo detectors(instrument) | Straw | | Light Yellow |
| Appearance Method:Photo diode array sensor | Hazy | | Clear |
| Specific gravity Method:Ion concentration/colour indicator | 1.005 | | 1.003-1.030 |
| Reaction and pH Method:Double Indicator | 6.5 | | 5.0-8.0 |
| Protein Method:Protein Error of pH indicators | Negative | | Negative |
| Glucose Method:Double sequential enzymatic/GOD-PAP | Negative | | Negative |
| Urobilinogen Method:Reagent strip/Reflectance photometry | Negative | mg% | 0.2-1.0 mg% |
| Ketones Method:Strip method/Nitroprusside method | Negative | | Negative |
| Blood Method:Peroxidase | Negative | | Negative |
| Bile Salt Method:Hays Method | Negative | | Negative |
| Bile Pigment Method:Fouchets Method | Negative | | Negative |
| Microscopic Examination | | | |
| Pus cells (leukocytes) Method:Microscopy Of Sediment | 1 - 2 | /hpf | 0-5 /hpf |
| RBC (erythrocytes) Method:Microscopy Of Sediment | Nil | /hpf | 0-2 /hpf |
| Epithelial cells Method:Microscopy Of Sediment | Nil | /hpf | 0-8 /hpf |
| Crystals Method:Microscopy Of Sediment | Nil | /lpf | Nil /lpf |

The Test marked with *are not accredited by NABL.

Lab Timings (Weekdays) : 7.00 am to 8.30 pm
Sundays & Holidays : 7.00 am to 1.00 pm

Radiologists Timings(Weekdays) : 7.30 am to 1.30 pm
& 5.45 pm to 7.45 pm
Sundays & Holidays : 7.30 am to 9.30 am



PARKLINE DIAGNOSTICS PVT. LTD.


L.G. 3, 4 & 5, Bhuvana Towers, S.D. Road, Secunderabad - 500 003 Tel : +91 40-2784 5852, 6649 1787

Fax : +91 40 2784 7864 Email parklinediagnostics@gmail.com www.parklinediagnostics.com



NABL Accredited
Certificate No. MC-2566

TEST REPORT

Name : **MS.GOKA ASHWINI [114876]** TID/SID : UMR0739423/ 23292322
Age / Gender : 34 Years / Female Registered on : 12-Mar-2022 / 09:25 AM
Ref.By : - Collected on : 12-Mar-2022 / 09:48 AM
Req.No  Reported on : 12-Mar-2022 / 16:36 PM
BIL1868677 Reference : Medi Wheel

DEPARTMENT OF CLINICAL PATHOLOGY

Complete Urine Examination (CUE), Urine

| Investigation | Observed Value | Units | Biological Reference Interval |
|-------------------------------|----------------|-------|-------------------------------|
| Casts | Nil | /lpf | Nil |
| Method:Microscopy Of Sediment | | | /lpf |
| Others | Nil | | Nil |
| Method:Microscopy Of Sediment | | | |

* Sample processed at Parkline

--- End Of Report ---

Dr. Jyothi Kiranmai
Regd. No: 52272
MD PATHOLOGY

The Test marked with *are not accredited by NABL.

Page 2 of 15

Lab Timings (Weekdays) : 7.00 am to 8.30 pm

Sundays & Holidays : 7.00 am to 1.00 pm

Radiologists Timings(Weekdays) : 7.30 am to 1.30 pm

& 5.45 pm to 7.45 pm

Sundays & Holidays

: 7.30 am to 9.30 am

Free Home Visit for Sample Collection.

Call : 7995421787, 7093445852, 8121147282, 9885202212



PARKLINE DIAGNOSTICS PVT. LTD.


L.G. 3, 4 & 5, Bhuvana Towers, S.D. Road, Secunderabad - 500 003 Tel : +91 40-2784 5852, 6649 1787

Fax : +91 40 2784 7864 Email parklinediagnostics@gmail.com www.parklinediagnostics.com



NABL Accredited
Certificate No.MC-2566

TEST REPORT

Name : **MS.GOKA ASHWINI [114876]** TID/SID : UMR0739423/ 23292320
Age / Gender : 34 Years / Female Registered on : 12-Mar-2022 / 09:25 AM
Ref.By : - Collected on : 12-Mar-2022 / 09:48 AM
Req.No  Reported on : 12-Mar-2022 / 18:16 PM
Reference : Medi Wheel
BIL1868677

DEPARTMENT OF HEMATOLOGY

Blood Grouping ABO And Rh Typing, EDTA Whole Blood

| Parameter | Results |
|----------------------|------------|
| Blood Grouping (ABO) | O |
| Rh Typing (D) | POSITIVE - |
| Method:Agglutination | |

* Sample processed at Parkline

--- End Of Report ---

Dr Divya Panda
Regd. No: 84506
MD Pathology

The Test marked with *are not accredited by NABL.

Page 3 of 15

Lab Timings (Weekdays) : 7.00 am to 8.30 pm

Sundays & Holidays :7.00 am to 1.00 pm

Radiologists Timings(Weekdays) : 7.30 am to 1.30 pm

& 5.45 pm to 7.45 pm

Sundays & Holidays : 7.30 am to 9.30 am

Free Home Visit for Sample Collection.

Call : 7995421787, 7093445852,8121147282, 9885202212



PARKLINE DIAGNOSTICS PVT. LTD.


L.G. 3, 4 & 5, Bhuvana Towers, S.D. Road, Secunderabad - 500 003 Tel : +91 40-2784 5852, 6649 1787

Fax : +91 40 2784 7864 Email parklinediagnostics@gmail.com www.parklinediagnostics.com



NABL Accredited
Certificate No. MC-2566

TEST REPORT

Name : **MS.GOKA ASHWINI [114876]** TID/SID : UMR0739423/ 23292320
Age / Gender : 34 Years / Female Registered on : 12-Mar-2022 / 09:25 AM
Ref.By : - Collected on : 12-Mar-2022 / 09:48 AM
Req.No  Reported on : 12-Mar-2022 / 14:27 PM
Reference : Medi Wheel
BIL1868677

DEPARTMENT OF HEMATOLOGY

Complete Blood Picture (CBP), EDTA Whole Blood

| Investigation | Observed Value | Units | Biological Reference Interval |
|---|----------------|---------------------|--|
| Hemoglobin | 11.6 | gm/dL | 12.0-15.0 g/dL gm/dL |
| Method:Spectrophotometry | | | |
| Erythrocyte Count(RBC) | 4.2 | 10 ⁶ /μL | 3.8-4.8 10 ⁶ /μL |
| Method:Electrical Impedance | | | |
| PCV/HCT | 34 | % | 36-46 % |
| Method:Numeric Integration | | | |
| MCV | 82 | fL | 83-101 fL |
| Method:Calculated | | | |
| MCH | 27.5 | pg | 27-32 pg |
| Method:Calculated | | | |
| MCHC | 33.7 | gm/dL | 31.5-34.5 gm/dL |
| Method:Calculated | | | |
| RDW (CV) | 15.1 | % | 11.6-14.0 % |
| Method:Calculated | | | |
| Total WBC Count | 5.6 | 10 ³ /μL | 4-10 10cap;3/μL 10 ³ /μL |
| Method:Impedence flowcytometry/Light scattering | | | |
| Differential Count | | | |
| Neutrophils | 55 | % | 40-80 % |
| Method:Flowcytometry/Microscopy | | | |
| Lymphocytes | 36 | % | 20-40 % |
| Method:Flowcytometry/Microscopy | | | |
| Monocytes | 5 | % | 2-10 % |
| Method:Flowcytometry/Microscopy | | | |
| Eosinophils | 4 | % | 1-6 % |
| Method:Flowcytometry/Microscopy | | | |
| Basophils | 0 | % | 0-2 % |
| Method:Flowcytometry/Microscopy | | | |
| Absolute Neutrophil Count | 3.08 | 10 ³ /μL | 2.0-7.0 10cap;3/μL 10 ³ /μL |
| Absolute Lymphocyte Count | 2.02 | 10 ³ /μL | 1.0-3.0 10 ³ /μL |
| Absolute Monocyte Count | 0.28 | 10 ³ /μL | 0.20-1.0 10 ³ /μL |

The Test marked with *are not accredited by NABL.

Page 4 of 15

Lab Timings (Weekdays) : 7.00 am to 8.30 pm

Sundays & Holidays : 7.00 am to 1.00 pm

Radiologists Timings(Weekdays) : 7.30 am to 1.30 pm
& 5.45 pm to 7.45 pm

Sundays & Holidays : 7.30 am to 9.30 am

Free Home Visit for Sample Collection.

Call : 7995421787, 7093445852, 8121147282, 9885202212



PARKLINE DIAGNOSTICS PVT. LTD.


L.G. 3, 4 & 5, Bhuvana Towers, S.D. Road, Secunderabad - 500 003 Tel :+91 40-2784 5852, 6649 1787

Fax : +91 40 2784 7864 Email parklinediagnostics@gmail.com www.parklinediagnostics.com



NABL Accredited
Certificate No.MC-2566

TEST REPORT

Name : **MS.GOKA ASHWINI [114876]** TID/SID : UMR0739423/ 23292320
 Age / Gender : 34 Years / Female Registered on : 12-Mar-2022 / 09:25 AM
 Ref.By : - Collected on : 12-Mar-2022 / 09:48 AM
 Req.No  Reported on : 12-Mar-2022 / 14:27 PM
 BIL1868677 Reference : Medi Wheel

DEPARTMENT OF HEMATOLOGY

Complete Blood Picture (CBP), EDTA Whole Blood

| Investigation | Observed Value | Units | Biological Reference Interval |
|-----------------------------|----------------|---------------------|---------------------------------|
| Absolute Eosinophil Count | 0.22 | 10 ³ /μL | 0.02-0.5 10 ³ /μL |
| Absolute Basophil Count | 0 | 10 ³ /μL | 0.02-0.1 10 ³ /μL |
| Platelet Count | 380 | 10 ³ /μL | 150-410 10 ³ /μL |
| Method:Electrical Impedence | | | |

Peripheral Smear

RBC Microcytic and Hypochromic
 Method:Microscopy

WBC Within normal limits.No abnormal cells seen.
 Method:Microscopy

Platelets Discrete and adequate.Normal in morphology
 Method:Microscopy

* Sample processed at Parkline

--- End Of Report ---

Dr.Jyothi Kiranmai
Regd. No: 52272
MD PATHOLOGY

The Test marked with *are not accredited by NABL.

Lab Timings (Weekdays) : 7.00 am to 8.30 pm
Sundays & Holidays :7.00 am to 1.00 pm

Radiologists Timings(Weekdays) : 7.30 am to 1.30 pm
& 5.45 pm to 7.45 pm
Sundays & Holidays : 7.30 am to 9.30 am



PARKLINE DIAGNOSTICS PVT. LTD.


L.G. 3, 4 & 5, Bhuvana Towers, S.D. Road, Secunderabad - 500 003 Tel : +91 40-2784 5852, 6649 1787

Fax : +91 40 2784 7864 Email parklinediagnostics@gmail.com www.parklinediagnostics.com



NABL Accredited
Certificate No.MC-2566

TEST REPORT

Name : **MS.GOKA ASHWINI [114876]** TID/SID : UMR0739423/ 23292320
 Age / Gender : 34 Years / Female Registered on : 12-Mar-2022 / 09:25 AM
 Ref.By : - Collected on : 12-Mar-2022 / 09:48 AM
 Req.No  Reported on : 12-Mar-2022 / 14:27 PM
 BIL1868677 Reference : Medi Wheel

DEPARTMENT OF HEMATOLOGY

Erythrocyte Sedimentation Rate (ESR), Sodium Citrate Whole Blood

| Investigation | Observed Value | Units | Biological Reference Intervals |
|-------------------|----------------|---------|--------------------------------|
| ESR 1st Hour | 23 | mm/hour | 0-20 mm/hour |
| Method:Westergren | | | |

* Sample processed at Parkline

--- End Of Report ---

Dr.Jyothi Kiranmai
Regd. No: 52272
MD PATHOLOGY

The Test marked with *are not accredited by NABL.

Lab Timings (Weekdays) : 7.00 am to 8.30 pm
Sundays & Holidays :7.00 am to 1.00 pm

Radiologists Timings(Weekdays) : 7.30 am to 1.30 pm
& 5.45 pm to 7.45 pm
Sundays & Holidays : 7.30 am to 9.30 am



PARKLINE DIAGNOSTICS PVT. LTD.


L.G. 3, 4 & 5, Bhuvana Towers, S.D. Road, Secunderabad - 500 003 Tel : +91 40-2784 5852, 6649 1787

Fax : +91 40 2784 7864 Email parklinediagnostics@gmail.com www.parklinediagnostics.com



NABL Accredited
Certificate No.MC-2566

TEST REPORT

Name : **MS.GOKA ASHWINI [114876]** TID/SID : UMR0739423/ 23292321
Age / Gender : 34 Years / Female Registered on : 12-Mar-2022 / 09:25 AM
Ref.By : - Collected on : 12-Mar-2022 / 09:48 AM
Req.No  Reported on : 12-Mar-2022 / 17:16 PM
Reference : Medi Wheel
BIL1868677

DEPARTMENT OF CLINICAL BIOCHEMISTRY I

Blood Urea Nitrogen (BUN), Serum

| Investigation | Observed Value | Units | Biological Reference Interval |
|----------------------|----------------|-------|-------------------------------|
| Blood Urea Nitrogen. | 8.1 | mg/dL | 7-23 mg/dL |
| Method:Calculated | | | |

Creatinine, Serum

| Investigation | Observed Value | Units | Biological Reference Interval |
|-------------------------|----------------|-------|-------------------------------|
| Creatinine. | 0.82 | mg/dL | 0.50-1.20 mg/dL |
| Method:Alkaline Picrate | | | |

* Sample processed at Parkline

--- End Of Report ---

Dr Divya Panda
Regd. No: 84506
MD Pathology

The Test marked with *are not accredited by NABL.

Page 7 of 15

Lab Timings (Weekdays) : 7.00 am to 8.30 pm
Sundays & Holidays :7.00 am to 1.00 pm

Radiologists Timings(Weekdays) : 7.30 am to 1.30 pm
& 5.45 pm to 7.45 pm
Sundays & Holidays : 7.30 am to 9.30 am

Free Home Visit for Sample Collection.

Call : 7995421787, 7093445852,8121147282, 9885202212



PARKLINE DIAGNOSTICS PVT. LTD.


L.G. 3, 4 & 5, Bhuvana Towers, S.D. Road, Secunderabad - 500 003 Tel : +91 40-2784 5852, 6649 1787

Fax : +91 40 2784 7864 Email parklinediagnostics@gmail.com www.parklinediagnostics.com



NABL Accredited
Certificate No.MC-2566

TEST REPORT

Name : **MS.GOKA ASHWINI [114876]** TID/SID : UMR0739423/ 23292323F
Age / Gender : 34 Years / Female Registered on : 12-Mar-2022 / 09:25 AM
Ref.By : - Collected on : 12-Mar-2022 / 09:48 AM
Req.No  Reported on : 12-Mar-2022 / 17:16 PM
BIL1868677 Reference : Medi Wheel

DEPARTMENT OF CLINICAL BIOCHEMISTRY I

Glucose Fasting (FBS), Sodium Fluoride Plasma

| Investigation | Observed Value | Units | Biological Reference Interval |
|-------------------------------------|----------------|-------|--|
| Glucose Fasting Method:GOD - PAP | 99 | mg/dL | Normal: <100 Impaired FG: 100-125 Diabetic : \geq 126 mg/dL |

* Sample processed at Parkline

--- End Of Report ---

Dr Divya Panda
Regd. No: 84506
MD Pathology

The Test marked with *are not accredited by NABL.

Page 8 of 15

Lab Timings (Weekdays) : 7.00 am to 8.30 pm

Sundays & Holidays :7.00 am to 1.00 pm

Radiologists Timings(Weekdays) : 7.30 am to 1.30 pm
& 5.45 pm to 7.45 pm

Sundays & Holidays : 7.30 am to 9.30 am

Free Home Visit for Sample Collection.

Call : 7995421787, 7093445852,8121147282, 9885202212



PARKLINE DIAGNOSTICS PVT. LTD.


L.G. 3, 4 & 5, Bhuvana Towers, S.D. Road, Secunderabad - 500 003 Tel :+91 40-2784 5852, 6649 1787

Fax : +91 40 2784 7864 Email parklinediagnostics@gmail.com www.parklinediagnostics.com



NABL Accredited
Certificate No.MC-2566

TEST REPORT

Name : **MS.GOKA ASHWINI [114876]** TID/SID : UMR0739423/ 23292323P
 Age / Gender : 34 Years / Female Registered on : 12-Mar-2022 / 09:25 AM
 Ref.By : - Collected on : 12-Mar-2022 / 13:51 PM
 Reported on : 12-Mar-2022 / 17:16 PM
 Req.No  Reference : Medi Wheel
 BIL1868677

DEPARTMENT OF CLINICAL BIOCHEMISTRY I

Glucose Post Prandial (PPBS), Sodium Fluoride Plasma

| Investigation | Observed Value | Units | Biological Reference Interval |
|---|----------------|-------|---|
| Glucose Post Prandial Method:GOD - PAP | 111 | mg/dL | Normal : 90 - 140 Impaired Glucose Tolerance: 141-199 Diabetic : >/=200 mg/dL |

* Sample processed at Parkline

--- End Of Report ---

Dr Divya Panda
Regd. No: 84506
MD Pathology

The Test marked with *are not accredited by NABL.

Lab Timings (Weekdays) : 7.00 am to 8.30 pm

Sundays & Holidays :7.00 am to 1.00 pm

Radiologists Timings(Weekdays) : 7.30 am to 1.30 pm
& 5.45 pm to 7.45 pm

Sundays & Holidays : 7.30 am to 9.30 am

Free Home Visit for Sample Collection.

Call : 7995421787, 7093445852,8121147282, 9885202212



PARKLINE DIAGNOSTICS PVT. LTD.


L.G. 3, 4 & 5, Bhuvana Towers, S.D. Road, Secunderabad - 500 003 Tel :+91 40-2784 5852, 6649 1787

Fax : +91 40 2784 7864 Email parklinediagnostics@gmail.com www.parklinediagnostics.com



NABL Accredited
Certificate No.MC-2566

TEST REPORT

Name : **MS.GOKA ASHWINI [114876]** TID/SID : UMR0739423/ 23292320
Age / Gender : 34 Years / Female Registered on : 12-Mar-2022 / 09:25 AM
Ref.By : - Collected on : 12-Mar-2022 / 09:48 AM
Req.No  Reported on : 12-Mar-2022 / 17:16 PM
Reference : Medi Wheel
BIL1868677

DEPARTMENT OF CLINICAL BIOCHEMISTRY I

Glycosylated Hemoglobin (HbA1C), EDTA Whole Blood

| Investigation | Observed Value | Units | Biological Reference Interval |
|---|----------------|-------|--|
| Glycosylated Haemoglobin Method:High Performance Liquid Chromatography(HPLC) | 5.6 | % | < 5.7% : Normal 5.7% - 6.4% : Prediabetes > 6.4% Diabetes |
| Mean Plasma Glucose (MPG) Estimate Method:Derived from HBA1c | 114 | mg/dL | Excellent Control : 90 to 120 Good Control : 121 to 150 Average Control : 151 to 180 Panic Value : > 211 mg/dL |

Note:Mean Plasma Glucose is calculated from HBA1c value and it indicates Average Blood Sugar level over the past three months.

INTERPRETATION :

- 1.Glycated hemoglobin (glycohemoglobin / HbA1c) is a form of hemoglobin (Hb) that is chemically linked to a sugar.
- 2.A1c is measured primarily to determine the three-month average blood sugar level and can be used as a diagnostic test for diabetes mellitus and as an assessment test for glycemic control in people with diabetes.
- 3.In diabetes, higher amounts of glycated hemoglobin, indicating poorer control of blood glucose levels, have been associated with cardiovascular disease, nephropathy, neuropathy, and retinopathy.
4. American diabetes Association (ADA) recommends an A1C goal for many non pregnant adults of < 7% (without significant hypoglycemia). On the basis of provider judgment and patient preference, achievement of lower A1C levels than the goal of 7% may be acceptable, and even beneficial, if it can be achieved safely without significant hypoglycemia or other adverse effects of treatment. Less stringent A1C goals (such as < 8%) may be appropriate for patients with severe hypoglycemia, extensive co morbid conditions etc, or where the harms of treatment are greater than the benefits.
5. Glycemic goals for some older adults might reasonably be relaxed as part of individualized care, but hyperglycemia leading to symptoms or risk of acute hyperglycemia complications should be avoided in all patients.

* Sample processed at Parkline

--- End Of Report ---

Dr Divya Panda
Regd. No: 84506
MD Pathology

The Test marked with *are not accredited by NABL.

Page 10 of 15

Lab Timings (Weekdays) : 7.00 am to 8.30 pm

Sundays & Holidays :7.00 am to 1.00 pm

Radiologists Timings(Weekdays) : 7.30 am to 1.30 pm
& 5.45 pm to 7.45 pm

Sundays & Holidays : 7.30 am to 9.30 am

Free Home Visit for Sample Collection.

Call : 7995421787, 7093445852,8121147282, 9885202212



PARKLINE DIAGNOSTICS PVT. LTD.


L.G. 3, 4 & 5, Bhuvana Towers, S.D. Road, Secunderabad - 500 003 Tel : +91 40-2784 5852, 6649 1787

Fax : +91 40 2784 7864 Email parklinediagnostics@gmail.com www.parklinediagnostics.com



NABL Accredited
Certificate No.MC-2566

TEST REPORT

Name : **MS.GOKA ASHWINI [114876]** TID/SID : UMR0739423/ 23292321
 Age / Gender : 34 Years / Female Registered on : 12-Mar-2022 / 09:25 AM
 Ref.By : - Collected on : 12-Mar-2022 / 09:48 AM
 Req.No  Reported on : 12-Mar-2022 / 17:16 PM
 BIL1868677 Reference : Medi Wheel

DEPARTMENT OF CLINICAL BIOCHEMISTRY I

Lipid Profile, Serum

| Investigation | Observed Value | Units | Biological Reference Interval |
|--|----------------|-------|---|
| Total Cholesterol Method:CHOD-PAP | 143 | mg/dL | Desirable Level: < 200 Borderline : 200 - 239 High : > 240 mg/dL |
| HDL Cholesterol Method:Enzymatic Reaction | 37 | mg/dL | <40:Major risk factor for heart disease 40-59:The higher,the better >=60:Considered protective against heart disease mg/dL |
| LDL Cholesterol Method:Calculated | 78 | mg/dL | < 100 mg/dL |
| VLDL Cholesterol Method:Calculated | 28 | mg/dL | 10-55 mg/dL |
| Triglycerides Method:GPO-POD | 144 | mg/dL | Normal:<150 Borderline:150-199 High:200-499 Very High:>=500 mg/dL |
| Chol/HDL Ratio Method:Calculated | 3.86 | | Normal : <4 Low risk : 4 - 6 High risk : >6 |
| LDL Cholesterol/HDL Ratio | 2.11 | | |

* Sample processed at Parkline

--- End Of Report ---

Dr Divya Panda
Regd. No: 84506
MD Pathology

The Test marked with *are not accredited by NABL.

Page 11 of 15

Lab Timings (Weekdays) : 7.00 am to 8.30 pm
Sundays & Holidays :7.00 am to 1.00 pm

Radiologists Timings(Weekdays) : 7.30 am to 1.30 pm
& 5.45 pm to 7.45 pm
Sundays & Holidays : 7.30 am to 9.30 am

Free Home Visit for Sample Collection.

Call : 7995421787, 7093445852,8121147282, 9885202212



PARKLINE DIAGNOSTICS PVT. LTD.


L.G. 3, 4 & 5, Bhuvana Towers, S.D. Road, Secunderabad - 500 003 Tel : +91 40-2784 5852, 6649 1787

Fax : +91 40 2784 7864 Email parklinediagnostics@gmail.com www.parklinediagnostics.com



NABL Accredited
Certificate No.MC-2566

TEST REPORT

Name : **MS.GOKA ASHWINI [114876]** TID/SID : UMR0739423/ 23292321
 Age / Gender : 34 Years / Female Registered on : 12-Mar-2022 / 09:25 AM
 Ref.By : - Collected on : 12-Mar-2022 / 09:48 AM
 Req.No  Reported on : 12-Mar-2022 / 17:16 PM
 BIL1868677 Reference : Medi Wheel

DEPARTMENT OF CLINICAL BIOCHEMISTRY I

Liver Function Test (LFT), Serum

| Investigation | Observed Value | Units | Biological Reference Interval |
|--|----------------|-------|-------------------------------|
| Total Bilirubin. Method:Diazo with sulphanilic acid | 0.67 | mg/dL | 0.3-1.2 mg/dL |
| Direct Bilirubin. Method:Diazo with sulphanilic acid | 0.18 | mg/dL | 0.00-0.40 mg/dL |
| Indirect Bilirubin. Method:Calculated | 0.49 | mg/dL | |
| Alanine Aminotransferase ,(ALT/SGPT) Method:IFCC without P5P | 14 | U/L | 10-40 U/L |
| Aspartate Aminotransferase,(AST/SGOT) Method:IFCC without P5P | 15 | U/L | 10-40 U/L |
| ALP (Alkaline Phosphatase). Method:AMP-IFCC | 64 | U/L | 30-115 U/L |
| PROTEINS | | | |
| Total Protein. Method:Biuret | 7.39 | g/dL | 6.0-8.0 g/dL |
| Albumin. Method:Bromocresol Green (BCG) | 4.27 | g/dL | 3.5-4.8 g/dL |
| Globulin. Method:Calculated | 3.12 | g/dL | 2.3-3.5 g/dL |
| A/GRatio. Method:Calculated | 1.37 | | 0.8-2.0 |
| Gamma GT. Method:IFCC-Enzymatic | 15 | U/L | 7.0-50.0 U/L |

* Sample processed at Parkline

--- End Of Report ---

Dr Divya Panda
Regd. No: 84506
MD Pathology

The Test marked with *are not accredited by NABL.

Page 12 of 15

Lab Timings (Weekdays) : 7.00 am to 8.30 pm

Sundays & Holidays : 7.00 am to 1.00 pm

Radiologists Timings(Weekdays) : 7.30 am to 1.30 pm

& 5.45 pm to 7.45 pm

Sundays & Holidays

: 7.30 am to 9.30 am

Free Home Visit for Sample Collection.

Call : 7995421787, 7093445852, 8121147282, 9885202212



PARKLINE DIAGNOSTICS PVT. LTD.


L.G. 3, 4 & 5, Bhuvana Towers, S.D. Road, Secunderabad - 500 003 Tel :+91 40-2784 5852, 6649 1787

Fax : +91 40 2784 7864 Email parklinediagnostics@gmail.com www.parklinediagnostics.com



NABL Accredited
Certificate No.MC-2566

TEST REPORT

Name : **MS.GOKA ASHWINI [114876]** TID/SID : UMR0739423/ 23292321
 Age / Gender : 34 Years / Female Registered on : 12-Mar-2022 / 09:25 AM
 Ref.By : - Collected on : 12-Mar-2022 / 09:48 AM
 Req.No  Reported on : 12-Mar-2022 / 15:32 PM
 BIL1868677 Reference : Medi Wheel

DEPARTMENT OF CLINICAL BIOCHEMISTRY I

Thyroid Profile (T3,T4,TSH), Serum

| Investigation | Observed Value | Units | Biological Reference Interval |
|--|----------------|--------|-------------------------------|
| Triiodothyronine Total (T3) Method:Enhanced chemiluminescence | 1.43 | ng/mL | 0.970-1.69 ng/mL |
| Thyroxine Total (T4) Method:Enhanced chemiluminescence | 9.15 | µg/dL | 5.53-11.0 µg/dL |
| Thyroid Stimulating Hormone (TSH) Method:Enhanced chemiluminescence | 2.04 | µIU/mL | 0.465-4.68 µIU/mL |

Note: Change in method and reference range
NOTE:

TSH - Reference ranges during pregnancy:*

1st Trimester : 0.10 - 2.50

2nd Trimester : 0.20 - 3.00

3rd Trimester : 0.30 - 3.00

*As per the Guidelines of American Thyroid Association for the diagnosis and management of thyroid disease during pregnancy and post partum.

1.Primary Hyperthyroidism is accompanied by elevated T3 & T4 values along with depressed TSH level.

2.Primary Hypothyroidism is accompanied by depressed T3 & T4 levels and elevated TSH levels.

3.Normal T4 levels accompanied by high T3 levels are seen in patients with T3 Thyrotoxicosis.

4.Slightly elevated T3 levels may be found in pregnancy and estrogen therapy, while depressed levels may be encountered in severe illness, malnutrition, renal failure and during therapy with drugs like propranolol and propylthiouracil.

5.Although elevated TSH levels are nearly always indicative of primary hypothyroidism, rarely they can result from TSH secreting pituitary tumors(secondary).

* Sample processed at Parkline

--- End Of Report ---

Dr.Jyothi Kiranmai
Regd. No: 52272
MD PATHOLOGY

The Test marked with *are not accredited by NABL.

Page 13 of 15

Lab Timings (Weekdays) : 7.00 am to 8.30 pm

Sundays & Holidays : 7.00 am to 1.00 pm

Radiologists Timings(Weekdays) : 7.30 am to 1.30 pm
& 5.45 pm to 7.45 pm

Sundays & Holidays : 7.30 am to 9.30 am

Free Home Visit for Sample Collection.

Call : 7995421787, 7093445852, 8121147282, 9885202212



PARKLINE DIAGNOSTICS PVT. LTD.


L.G. 3, 4 & 5, Bhuvana Towers, S.D. Road, Secunderabad - 500 003 Tel : +91 40-2784 5852, 6649 1787

Fax : +91 40 2784 7864 Email parklinediagnostics@gmail.com www.parklinediagnostics.com



NABL Accredited
Certificate No.MC-2566

TEST REPORT

Name : **MS.GOKA ASHWINI [114876]** TID/SID : UMR0739423/ 23292321
Age / Gender : 34 Years / Female Registered on : 12-Mar-2022 / 09:25 AM
Ref.By : - Collected on : 12-Mar-2022 / 09:48 AM
Req.No  Reported on : 12-Mar-2022 / 17:16 PM
Reference : Medi Wheel
BIL1868677

DEPARTMENT OF CLINICAL BIOCHEMISTRY I

Uric Acid, Serum

| Investigation | Observed Value | Units | Biological Reference Interval |
|------------------------------|----------------|-------|-------------------------------|
| Uric Acid. Method:Uricase | 4.59 | mg/dL | 1.9-7.5 mg/dL |

* Sample processed at Parkline

--- End Of Report ---

Dr Divya Panda
Regd. No: 84506
MD Pathology

The Test marked with *are not accredited by NABL.

Page 14 of 15

Lab Timings (Weekdays) : 7.00 am to 8.30 pm

Sundays & Holidays : 7.00 am to 1.00 pm

Radiologists Timings(Weekdays) : 7.30 am to 1.30 pm
& 5.45 pm to 7.45 pm

Sundays & Holidays : 7.30 am to 9.30 am

Free Home Visit for Sample Collection.

Call : 7995421787, 7093445852, 8121147282, 9885202212



PARKLINE DIAGNOSTICS PVT. LTD.


L.G. 3, 4 & 5, Bhuvana Towers, S.D. Road, Secunderabad - 500 003 Tel : +91 40-2784 5852, 6649 1787

Fax : +91 40 2784 7864 Email parklinediagnostics@gmail.com www.parklinediagnostics.com



NABL Accredited
Certificate No.MC-2566

TEST REPORT

Name : **MS.GOKA ASHWINI [114876]** TID/SID : UMR0739423/ 23294081
Age / Gender : 34 Years / Female Registered on : 12-Mar-2022 / 09:25 AM
Ref.By : - Collected on : 12-Mar-2022 / 13:51 PM
Req.No  Reported on : 12-Mar-2022 / 19:18 PM
Reference : Medi Wheel
BIL1868677

DEPARTMENT OF HEALTH CHECKUP

Glucose Urine Fasting

Urine Glucose Fasting Nil NIL
Method:Reagent strip/Reflectance photometry

Glucose Urine Post Prandial

Urine Glucose Post Prandial Nil NIL
Method:Reagent strip/Reflectance photometry

* Sample processed at Parkline

--- End Of Report ---

Dr Divya Panda
Regd. No: 84506
MD Pathology

The Test marked with *are not accredited by NABL.

Page 15 of 15

Lab Timings (Weekdays) : 7.00 am to 8.30 pm
Sundays & Holidays :7.00 am to 1.00 pm

Radiologists Timings(Weekdays) : 7.30 am to 1.30 pm
& 5.45 pm to 7.45 pm
Sundays & Holidays : 7.30 am to 9.30 am

Free Home Visit for Sample Collection.

Call : 7995421787, 7093445852,8121147282, 9885202212