

આધાર

ભારત સરકાર



Government of India

અનિલ અમરતભાઈ આહિર
Anil Amaratbhai Ahir

જન્મ તારીખ / DOB : 09/07/1994
પુરુષ / Male



7208 5221 8841

મારો આધાર, મારી ઓળખ

Fasting Site of c

Patient's

Paid Re

Car

Check Up

Request

tion Test

Retmar

Radiology Check Up

X-Ray Chest /

USG

Mammography

Consultant Check Up

Requested

Done

Physician



■ Aadhaar will be helpful in availing Government and Non-Government services in future .




भारतीय विशिष्ट ओळखाव प्राधिकरण

Unique Identification Authority of India

सरनाभुं: -, -, दरजो इलीयु, -, दामका, दामका, सुरत,
गुजरात, 394510

Address: -, -, DARAJI FALIYU, -, Damka, Damka,
Surat, Gujarat, 394510



7208 5221 8841



1947



help@uidai.gov.in

WWW

www.uidai.gov.in

ECG

TMT

2D-ECHO



Paid Amount : _____

Check Up

Other Check

Pulmonary Function

Audiometry

Retinal Screening

Radiology

Done

REVIVAL DIAGNOSTICS



HEALTH CHECK-UP SUMMARY

Name : Anil Ahir

Date: 12/11/2022

Email ID :

Sex : M Age : 28 Years Contact No: 999 8501700 Remarks :

Under-weight	<input checked="" type="checkbox"/>
Normal	<input type="checkbox"/>
Over-weight	<input type="checkbox"/>

i> BMI

Height (in Cm) : 179 Weight (in Kg) : 58 BMI: 18.1

ii> Blood Pressure & Pulse

110/68 mm/hg
60 /min.

If high or low, whether the person is on medication : YES / NO

iii> Blood Tests & Lung Function Remarks

PS
CVS }
CNS

If abnormal, whether the person is on medication : YES / NO

iv> Eye Test Remarks

Eye Test : G/G G/G
Color Vision:

v> Heart Disease

Whether any specific heart ailment detected (ECG findings) :
normal

vi> Any other problems needing attention / Overall Assessment :

no

Dr. Chirag Patel
M.B.B.S. G-49, 42
Chirag Patel

Signature of the Doctor

Revival Diagnostic
401, Aqua Corridor,
B/s. Star Bazar, Surat-395009
Mo. 91062-28601

Laboratory Test Result are Subject to technical limitation and should be clinically correlate for final diagnosis



NAME: Anil Ahir SEX: M
BIRTHDATE: 09/07/1994 AGE: 28

DEPARTMENT OF OPHTHALMOLOGY

EYE TEST:

1. VISION:

RIGHT EYE - 6/6
LEFT EYE - 6/6

2. COLOR VISION:

RIGHT EYE - Ⓜ
LEFT EYE - Ⓜ

3. FUNDUS:

RIGHT EYE - Ⓜ
LEFT EYE - Ⓜ

REMARKS:

Ⓜ h

Revival Diagnostic
401, Aqua Corridor,
B/s. Star Bazar, Surat-395009
Ophthalmologist/Optomtrist

Laboratory Test Result are Subject to technical limitation and should be clinically correlate for final diagnosis



Dental Assessment Form

NAME
AGE

Anil Ahir
28

DATE
SEX

12/11/2022
M

* CHIEF COMPLAINT

- A CLINICAL FEATURES :- normal
- 1 CAVIES :-
2 MISSING TOOTH :- 30
3 MALOCCLUSION :-
4 FILLING :-
- B DIAGNOSIS :- normal
- C PERSONAL HISTORY :- Hygienic
- D PROVISIONAL D/G :- 20
- E MEDICAL HISTORY :- NO
- F FINAL D/G :- normal
- G TREATMENT PLAN :- NO

CLINT SIGN

Revival Diagnostic
401 Aqua Corridor,
E/S. Star Patel, Surat-395009
DOCTOR SIGN 062-28601

Laboratory Test Result are Subject to technical limitation and should be clinically correlate for final diagnosis

4th Floor, Aqua Corridor, Hazira Road, Adajan Paal, Surat-395009.

0261 2747788

revivaldiagnostics.surat@gmail.com

www.revivaldiagnostics.com

This medical report is not intended for medico-legal purposes.



Name	ANIL A AHIR	Age/Gender	28Yrs/Male
Reg No.	3148/22	Receipt No	2852
Referred By	BOB - MEDI WHEEL(PKG1000240)	Mode of Payment	CREDIT
Collection Type	CENTER	Collection DateTime	12-Nov-2022 10:08 AM

BLOOD GROUP - 121122113 Released at 12-Nov-2022 12:02 PM

Parameter	Result	Biological Ref.Range	Method
-Blood Group	"B"		
-Rh Factor	NEGATIVE		

CBC - 121122111 Released at 12-Nov-2022 11:29 AM

Parameter	Result	Biological Ref.Range	Method
-Haemoglobin	16.1 gm/dL	(13.5 - 18 gm/dL)	Auto
-RBC Count	5.41 mill/cumm	(4.6 - 6.2 mill/cumm)	Auto
-Total WBC Count	4500 /cumm	(4000 - 10000 /cumm)	Auto
-Platelet Count	2.72 lakh/cumm	(1.5 - 4.5 lakh/cumm)	Auto

Blood Indices

-HCT	48.4 %	(40 - 55 %)	Auto
-MCV	89.5 fl	(80 - 92 fl)	Auto
-MCH	29.5 pg	(27 - 31 pg)	Auto
-MCHC	33.0 gm/dL	(32 - 36 gm/dL)	Auto
-RDW	12.8 %	(11 - 15 %)	Auto

Diff WBC Count

-Polymorphs	52 %	(40 - 80 %)	Microscopically
-Lymphocytes	43 %	H (20 - 40 %)	Microscopically
-Eosinophils	03 %	(1 - 6 %)	Microscopically
-Monocytes	02 %	(2 - 7 %)	Microscopically
-Basophils	00 %	(0 - 1 %)	Microscopically
-PLATELET ON SMEAR	Adequate		Microscopically
-MALARIAL PARASITES	Malarial Parasites Not Detected		Microscopically

[Test performed on Fully Automated Hematology Analyzer ERBA H-360]

Revival Diagnostic

401, Aqua Corridor,
B/s. Star Bazar, Surat-395009
Mo. 91062-28601

Dr. Mihir Icecreamwala
M.B.B.S., DPB.(PATH AND BACT)

Laboratory Test Result are Subject to technical limitation and should be clinically correlate for final diagnosis

4th Floor, Aqua Corridor, Hazira Road, Adajan Pal, Surat-395009.

0261 2747788, 9825947712 revivaldiagnostics.surat@gmail.com www.revivaldiagnostics.com

This medical report is not intended for medico-legal purposes.

REVIVAL DIAGNOSTICS



Name	ANIL A AHIR	Age/Gender	28Yrs/Male
Reg No.	3148/22	Receipt No	2852
Referred By	BOB - MEDI WHEEL(PKG1000240)	Mode of Payment	CREDIT
Collection Type	CENTER	Collection DateTime	12-Nov-2022 10:08 AM

ESR - 121122111 Released at 12-Nov-2022 12:24 PM

Parameter	Result	Biological Ref.Range	Method
-E.S.R	04 mm/hr	(1 - 10 mm/hr)	



Revival Diagnostic
401, Aqua Corridor,
B/s. Star Bazar, Surat-395009
Mo. 91062-28601

Dr. Mihir Icecreamwala
M.B.B.S., DPB.(PATH AND BACT)

Laboratory Test Result are Subject to technical limitation and should be clinically correlate for final diagnosis



Name	ANIL A AHIR	Age/Gender	28Yrs/Male
Reg No.	3148/22	Receipt No	2852
Referred By	BOB - MEDI WHEEL(PKG1000240)	Mode of Payment	CREDIT
Collection Type	CENTER	Collection DateTime	12-Nov-2022 10:08 AM

Lipid Profile - 121122113 Released at 12-Nov-2022 12:51 PM

Parameter	Result	Biological Ref.Range	Method
-Serum Cholesterol	163 mg/dL	Desirable < 200 mg/dl Borderline High : 200-239 mg/dl High : > 240 mg/dl	CHOD-PAP
-Serum Triglyceride	70 mg/dL	Normal < 150 mg/dl Borderline High : 150 - 159 mg/dl High : 200 - 499 mg/dl Very High : 500 mg/dl	GPO-POD Method
-Serum HDLD(Direct)	62 mg/dL	Normal :> 55 mg/dl Borderline : 35-55 mg/dl Undesirable: < 35 mg/dl	PVS-PEGME Precipitation with CHOD-POD
-Serum VLDL	14 mg/dL	(5 - 30 mg/dL)	Calculated
-Serum LDL(Direct)	87 mg/dL	Optimal:< 100 mg/dl Above Optimal : 100- 129 mg/dl Borderline High : 130-159 mg/dl High : > 160-189mg/dl Very High : >190 mg/dl	Calculated
-Chol/HDL	2.63	Low risk: <3.8 Medium Risk: 3.8 to 5.9 High Risk: > 6	Calculated
-LDL/Chol	1.87	Low risk: <3.55 Medium Risk: 3.55 to 4.0 High Risk: > 6	Calculated

[Test performed on Fully Automated Biochemistry Analyzer ERBA EM200]

Revival Diagnostic
401, Aqua Corridor,
B/S: Star Bazar, Surat-395009
Mo. 91062-28601

Dr. Mihir Icecreamwala
M.B.B.S., DPB.(PATH AND BACT)

Laboratory Test Result are Subject to technical limitation and should be clinically correlate for final diagnosis

4th Floor, Aqua Corridor, Hazira Road, Adajan Pal, Surat-395009.

0261 2747788, 9825947712 revivaldiagnostics.surat@gmail.com www.revivaldiagnostics.com

This medical report is not intended for medico-legal purposes.



Name	ANIL A AHIR	Age/Gender	28Yrs/Male
Reg No.	3148/22	Receipt No	2852
Referred By	BOB - MEDI WHEEL(PKG10000240)	Mode of Payment	CREDIT
Collection Type	CENTER	Collection DateTime	12-Nov-2022 10:08 AM

LIVER FUNCTION TEST (LFT) - 121122113 Released at 12-Nov-2022 12:50 PM

Parameter	Result	Biological Ref.Range	Method
-Serum Total Bilirubin	0.7 mg/dL	(0 - 1.3 mg/dL)	Diazo
-Serum Direct Bilirubin	0.3 mg/dL	(0 - 0.4 mg/dL)	Diazo
-Serum InDirect Bilirubin	0.4 mg/dL	(0.1 - 1.3 mg/dL)	Calculated
-Total Protein (TP)	6.7 gm/dL	(6.4 - 8.3 gm/dL)	Biuret
-Albumin (ALB)	4.4 gm/dL	(3.5 - 5.2 gm/dL)	BCG
-Globulin	2.3 gm/dL	(2.3 - 3.6 gm/dL)	Calculated
-A/G Ratio	1.91 gm/dL	(1 - 2.3 gm/dL)	Calculated
-SGPT(ALT)	14 U/L	(5 - 45 U/L)	IFCC, Kinetic without Pyridoxal Phosphate
-SGOT (AST)	17 U/L	(0 - 35 U/L)	IFCC, Without Pyridoxal Phosphate
-Alkaline Phosph.	92 U/L	(42 - 128 U/L)	ALP-AMP
-GGT	15 U/L	(5 - 50 U/L)	Glupa-C

[Test performed on Fully Automated Biochemistry Analyzer ERBA EM200]

REVIVAL
DIAGNOSTICS

Revival Diagnostic
401, Aqua Corridor,
B/s. Star Bazar. Surat-395009
Mo. 91062-28601

Dr. Mihir Icecreamwala
M.B.B.S., DPB.(PATH AND BACT)

Laboratory Test Result are Subject to technical limitation and should be clinically correlate for final diagnosis



Name	ANIL A AHIR	Age/Gender	28Yrs/Male
Reg No.	3148/22	Receipt No	2852
Referred By	BOB - MEDI WHEEL(PKG10000240)	Mode of Payment	CREDIT
Collection Type	CENTER	Collection DateTime	12-Nov-2022 10:08 AM

Creatinine - 121122113 Released at 12-Nov-2022 12:51 PM

Parameter	Result	Biological Ref.Range	Method
-Creatinine	0.9 mg/dL	(0.6 - 1.4 mg/dL)	ENZYMATIC

BUN - 121122113 Released at 12-Nov-2022 12:51 PM

Parameter	Result	Biological Ref.Range	Method
-Blood Urea Nitrogen (BUN)	11 mg/dL	(6 - 20 mg/dL)	Calculated

Uric Acid - 121122110 Released at 12-Nov-2022 12:51 PM

Parameter	Result	Biological Ref.Range	Method
-Uric Acid	5.7 mg/dL	(3.5 - 7.2 mg/dL)	Uricase-POD

REVIVAL
DIAGNOSTICS

Revival Diagnostic

401, Aqua Corridor,
B/s. Star Bazar, Surat-395009
Mo. 91062-28601

Dr. Mihir Icecreamwala
M.B.B.S., DPB.(PATH AND BACT)

Laboratory Test Result are Subject to technical limitation and should be clinically correlate for final diagnosis

📍 4th Floor, Aqua Corridor, Hazira Road, Adajan Pal, Surat-395009.

☎ 0261 2747788, 9825947712 ✉ revivaldiagnostics.surat@gmail.com 🌐 www.revivaldiagnostics.com

This medical report is not intended for medico-legal purposes.



Name	ANIL A AHIR	Age/Gender	28Yrs/Male
Reg No.	3148/22	Receipt No	2852
Referred By	BOB - MEDI WHEEL(PKG10000240)	Mode of Payment	CREDIT
Collection Type	CENTER	Collection DateTime	12-Nov-2022 10:08 AM

Total T3 T4 TSH - 121122113 Released at 12-Nov-2022 12:25 PM

Parameter	Result	Biological Ref.Range	Method
-Total T3	0.99 ng/ml	(0.87 - 1.78 ng/ml)	Fluorescence Enzyme Immunoassay
-Total T4	5.23 ug/dl	(4.6 - 11 ug/dl)	Fluorescence Enzyme Immunoassay
-TSH	1.40 uIU/ml	0.50 - 5.50 uIU/ml 5.5 to 15 ul U/ml - Suggested Clinical co-relation or Repeat test with new sample as physiological factors can give falsely high TSH Above 15uIU/ml Hypothyroid PREGNANT WOMEN normal ranges for TSH: 1st Trimester : 0.0878 - 2.8293 uIU/ml 2nd Trimester : 0.1998 - 2.7915 uIU/ml 3rd Trimester : 0.307 - 2.9028 uIU/ml Ref: TIETZ Fundamentals of Clinical Chemistry	Fluorescence Enzyme Immunoassay

[Test performed on Fully Automated Immunology Analyzer Maglumi-600]

Revival Diagnostic
401, Aqua Corridor,
B/s. Star Bazar, Surat-395009
Mo. 91062-28601

Dr. Mihir Icecreamwala
M.B.B.S., DPB.(PATH AND BACT)

Laboratory Test Result are Subject to technical limitation and should be clinically correlate for final diagnosis

📍 4th Floor, Aqua Corridor, Hazira Road, Adajan Pal, Surat-395009.

☎ 0261 2747788, 9825947712 ✉ revivaldiagnostics.surat@gmail.com 🌐 www.revivaldiagnostics.com

This medical report is not intended for medico-legal purposes.



Name	ANIL A AHIR	Age/Gender	28Yrs/Male
Reg No.	3148/22	Receipt No	2852
Referred By	BOB - MEDI WHEEL(PKG1000240)	Mode of Payment	CREDIT
Collection Type	CENTER	Collection DateTime	12-Nov-2022 10:08 AM

Urine Routine & Micro Examination - 121122115 Released at 12-Nov-2022 11:45 AM

Parameter	Result	Biological Ref.Range	Method
Physical Examination			
-Quantity	15		Manual
-Colour	Pale Yellow	Pale Yellow	Manual
-Appearance	Clear	Clear	Manual
-Reaction (pH)	Acidic		Dipstick
-Specific Gravity	1.015		Dipstick
Chemical Examination			
-Proteins.	Absent		Dipstick
-Sugar	Absent		Dipstick
-Acetone.	Absent		Dipstick
-Bile Salts	Absent	Absent	Dipstick
-Bile Pigments	Absent	Absent	Dipstick
-Occult Blood Test (OBT).	Negative		Dipstick
Microscopic Examination			
-Pus Cells	Occasional		Microscopically
-Red Blood Cells	Absent		Microscopically
-Epithelial Cells	1-2		Microscopically
-Bacteria.	Absent		Microscopically
-Crystals	Absent	Absent	Microscopically
-Others	NIL	Absent	Microscopic Examination

Revival Diagnostic
401, Aqua Corridor,
B/s. Star Bazar, Surat-395009
Mo. 91062-20001

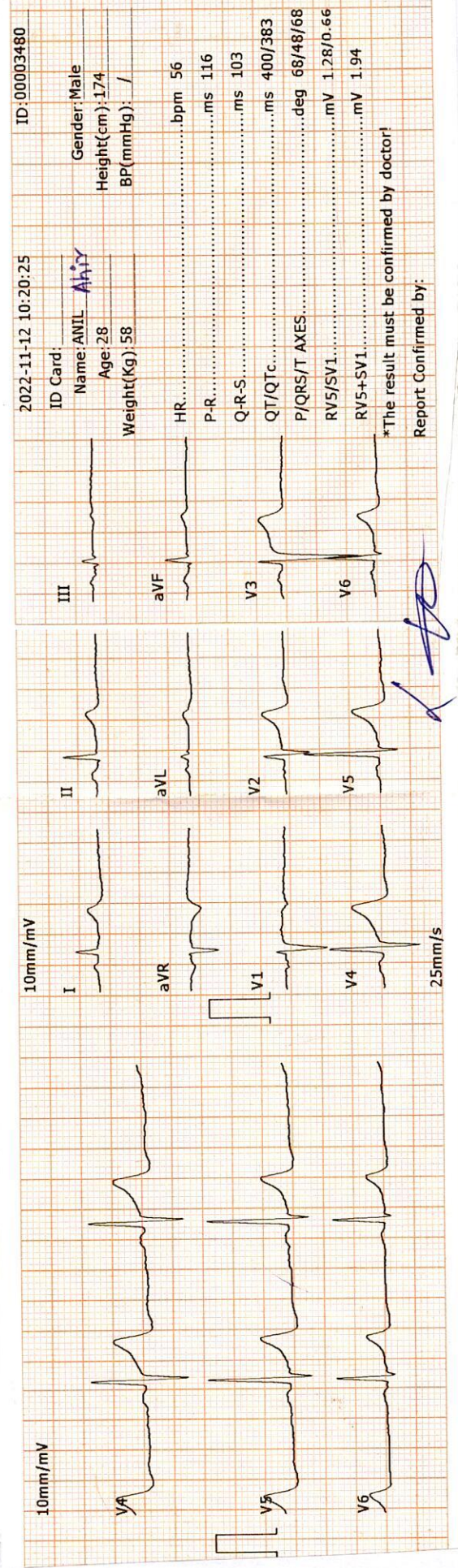
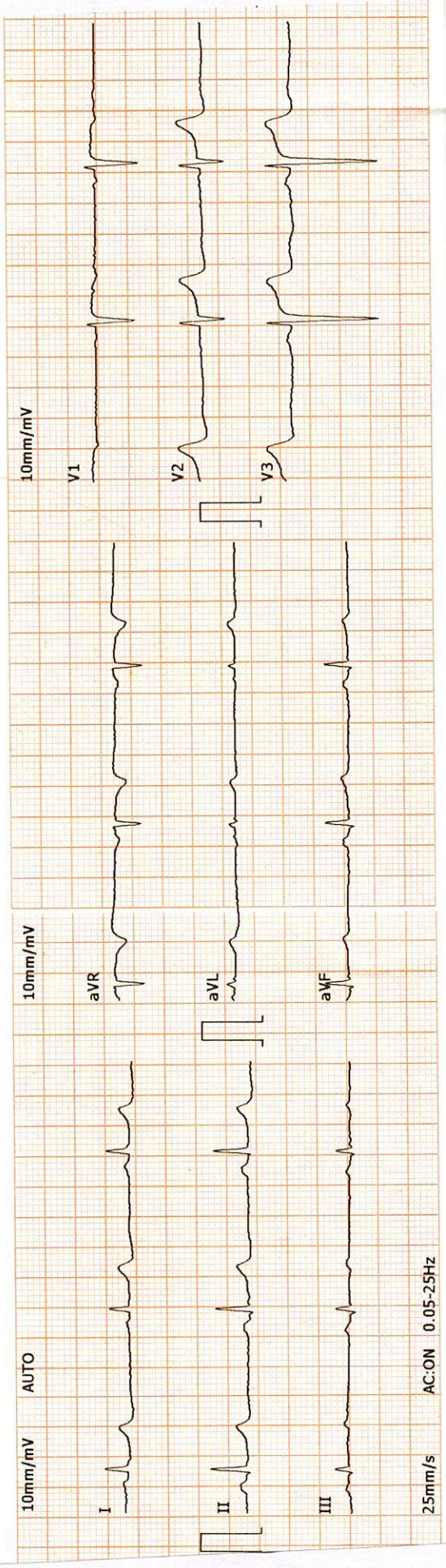
Dr. Mihir Icecreamwala
M.B.B.S., DPB.(PATH AND BACT)

Laboratory Test Result are Subject to technical limitation and should be clinically correlate for final diagnosis

4th Floor, Aqua Corridor, Hazira Road, Adajan Pal, Surat-395009.

0261 2747788, 9825947712 revivaldiagnostics.surat@gmail.com www.revivaldiagnostics.com

This medical report is not intended for medico-legal purposes.



2022-11-12 10:20:25 ID: 00003480

ID Card: Name: ANIL Ahir Age: 28 Gender: Male
 Height(cm): 174
 BP(mmHg): /

Weight(kg): 58

HR.....bpm 56
 P-R.....ms 116
 Q-R-S.....ms 103
 QT/QTc.....ms 400/383
 P/QRS/T AXES.....deg 68/48/68
 RV5/SV1.....mV 1.28/0.66
 RV5+SV1.....mV 1.94

*The result must be confirmed by doctor!

Report Confirmed by: *[Signature]*

Revival Diagnostic
 401, Aqua Corridor,
 B/s. Star Bazar, Surat-395009
 Mo. 91062 2801

DR. ANIL PATEL
 M.B.S., D. CARD (M/M)
 CLINICAL CARDIOLOGIST
 REG.NO.G-42901



REVIVAL DIAGNOSTICS

Name	ANIL A AHIR	Age/Gender	28Yrs/Male
Reg No.	3148/22	Receipt No	2852
Referred By	BOB - MEDI WHEEL(PKG10000240)	Mode of Payment	CREDIT
Collection Type	CENTER	Collection DateTime	12-Nov-2022 10:08 AM

ECG

- REPORT :

1. Sinus bradycardia
2. Heart rate is 56 beats per minute.
3. Normal P,QRS,T wave axis.
4. Normal PR,QRS,Q.T. Duration.
5. No pathological q wave or ST-T changes seen.
6. No evidence of chamber hypertrophy or enlargement seen.

IMPRESSION : ECG WITHIN NORMAL LIMITS

Revival Diagnostic
401, Aqua Corridor,
B/s. Star Bazar, Surat-395009
Mo. 91062-28601

DR. ADITI PATEL
M.B.B.S., D. CAPS
Signature
CLINICAL CARDIOLOGIST
REG.NO.G-42901

REVIVAL DIAGNOSTICS



0261 2747788, 9825947712



4TH Floor, Aqua Corridor, Hazira Road, Adajan Pal, Surat-395009.



revivaldiagnostics.surat@gmail.com



www.revivaldiagnostics.com

This Medical Report Is Not Intended For Medico-legal Purposes.
Laboratory Test Results Are Subject To Technical Limitation And Should
Be Clinically Correlate For Final Diagnosis



Summary

REVIVAL DIAGNOSTICS
4TH FLOOR, AQUA CORRIDOE, NEAR STAR BAZAR, ADAJAN- 395009, SURAT
 4520/ANILA AHIR 28 Yrs/Male 58 Kg/179 Cms
 Date: 12-Nov-2022 10:34:29 AM
 Ref.By : MEDI WHEEL

Objective : FOR TESTING PURPOSE ONLY.

Protocol : BRUCE

Stage	StageTime (Min:Sec)	PhaseTime (Min:Sec)	Speed (kmph)	Grade (%)	METS	H.R. (bpm)	B.P. (mmHg)	R.P.P. x100	PVC	Comments
Supine					1.0	76	110/68	83	-	
Standing					1.0	75	110/68	82	-	
HV					1.0	66	110/68	72	-	
ExStart					1.0	89	110/68	97	-	
Stage 1	3:00	3:01	2.7	10.0	4.6	103	110/70	113	-	
Stage 2	3:00	6:01	4.0	12.0	7.0	132	122/80	161	-	
Stage 3	3:00	9:01	5.5	14.0	10.2	150	150/80	225	-	
PeakEx	0:47	9:48	6.8	16.0	11.1	166	163/90	270	-	
Recovery	1:00		0.0	0.0	4.3	132	163/90	215	-	
Recovery	2:00		0.0	0.0	1.0	116	140/90	162	-	
Recovery	3:00		0.0	0.0	1.0	107	120/80	128	-	
Recovery	3:04		0.0	0.0	1.0	109	100/70	109	-	

Medication : Nil

History : Nil

Test End Reason : Test Complete

Findings :

The patient exercised according to BRUCE for 9:48, achieving a work level of Max METS: 11.1. Resting heart rate initially 76 bpm, rose to a max. heart rate of 166 bpm which represents 86% of maximum age predicted heart rate. Resting blood pressure 110/68 mmhg, rose to a maximum blood pressure of 163/90 mmhg. The exercise stress test was stopped due to Test Complete

Parameters :

Exercise Time : 9:48 minutes

Max HR attained : 166 bpm 86% of Max Predictable HR 192

Max BP : 163/90(mmHg)

WorkLoad attained : 11.1 (Good Effort Tolerance)

NOsignificant ST segment changes noted during exercise or recovery.

NOAngina/Arrhythmia/S3/murmur

Final Impression : Test is negative for inducible ischaemia.

Advice/Comments:

DR. ADITI PATEL
 M.B.B.S., D.CARD (MUM)
 CLINICAL CARDIOLOGIST
 REG.NO.G-42901

Revival Diagnostic
 401, Aqua Corridor,
 B/s. Star Bazar, Surat-395009
 Mo. 91062-28601

12 Lead + Comparison

REVIVAL DIAGNOSTICS

4TH FLOOR, AQUA CORRIDOE, NEAR STAR BAZAR, ADAJAN- 395009, SURAT

4520/ANIL A AHIR
28 Yrs/Male
58 Kg/179 Cms

HR: 76 bpm
METS: 1.0
BP: 110/68

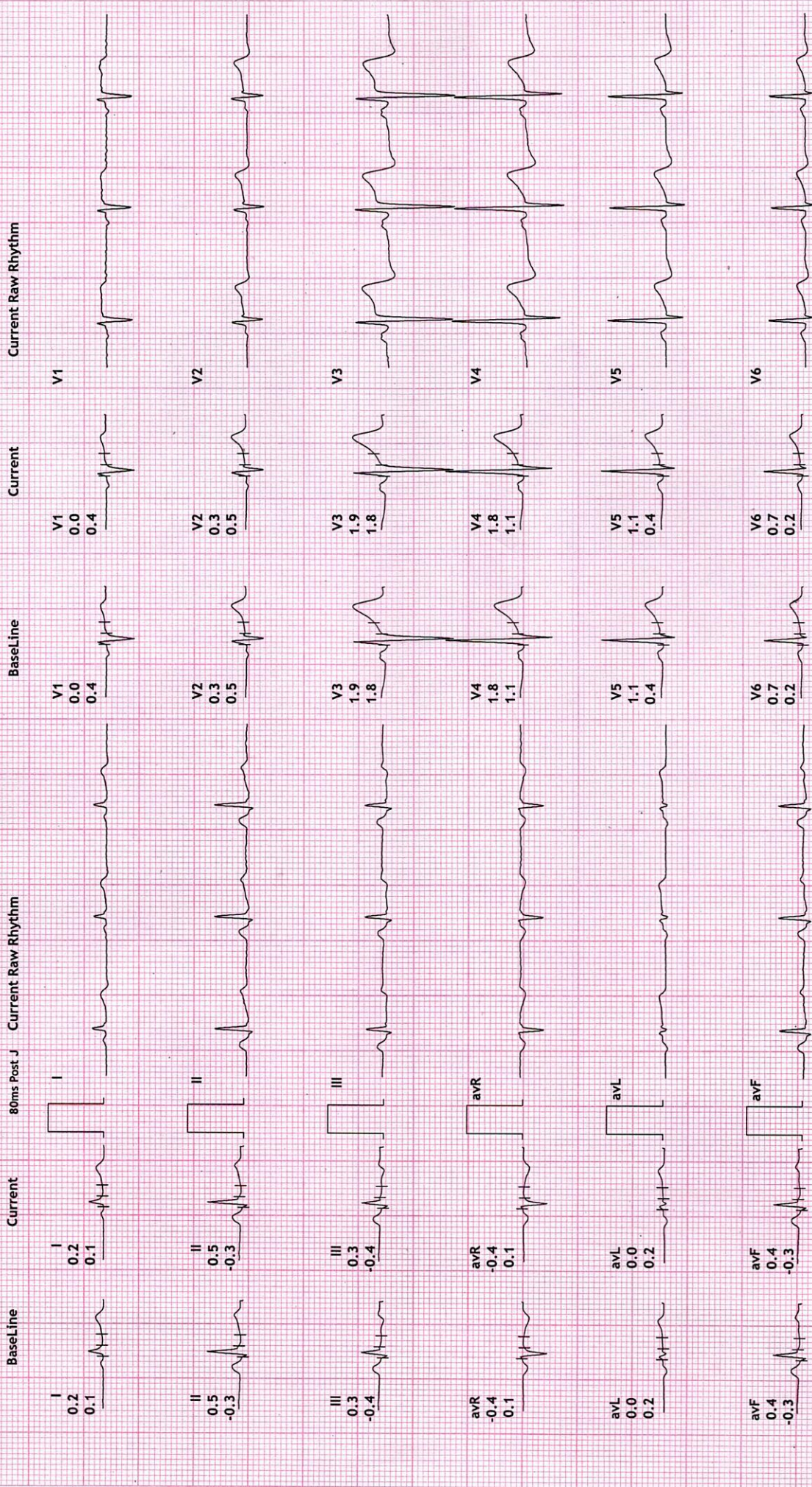
MPHR: 39% of 192
Speed: 0.0 kmph
Grade: 0.0%

Raw ECG
BRUCE
(1.0-100)Hz

Ex Time 00:31
BLC :On
Notch :On

SUPINE
10.0 mm/mV
25 mm/Sec.

Date: 12-Nov-2022 10:34:29 AM



12 Lead + Comparison

REVIVAL DIAGNOSTICS

4TH FLOOR, AQUA CORRIDOE, NEAR STAR BAZAR, ADAJAN- 395009, SURAT

4520/ANIL A AHIR
28 Yrs/Male
58 Kg/179 Cms

HR: 75 bpm
METS: 1.0
BP: 110/68

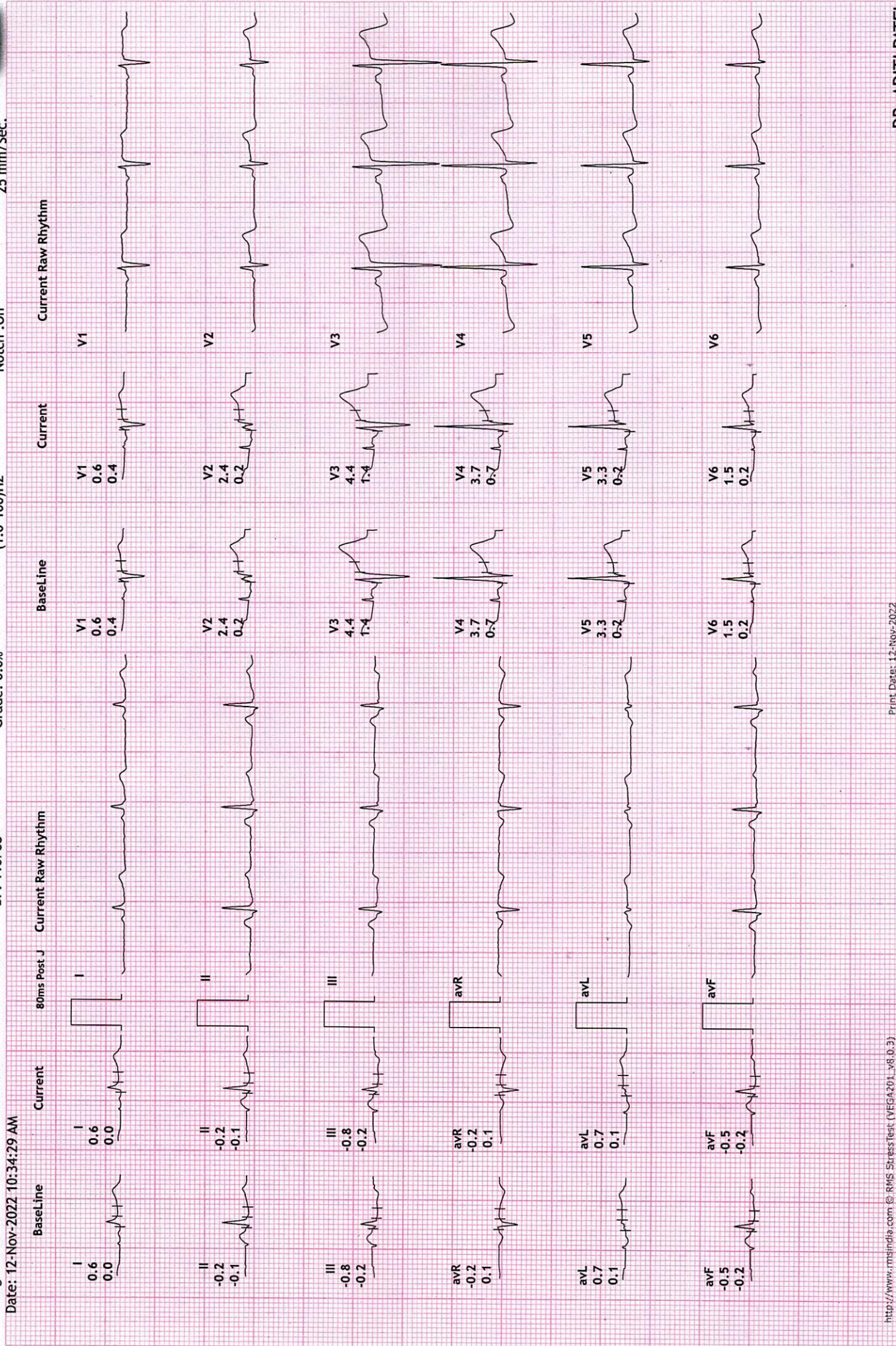
MPHR: 39% of 192
Speed: 0.0 kmph
Grade: 0.0%

Raw ECG
BRUCE
(1.0-100)HZ

Ex Time 00:46
BLC :On
Notch :On

STANDING
10.0 mm/mv
25 mm/Sec.

Date: 12-Nov-2022 10:34:29 AM



12 Lead + Comparison

REVIVAL DIAGNOSTICS
 4TH FLOOR, AQUA CORRIDOE, NEAR STAR BAZAR, ADAJAN- 395009, SURAT
 4520/ANILA AHIR
 28 Yrs/Male
 58 Kg/179 Cms



HR: 67 bpm
 METS: 1.0
 BP: 110/68

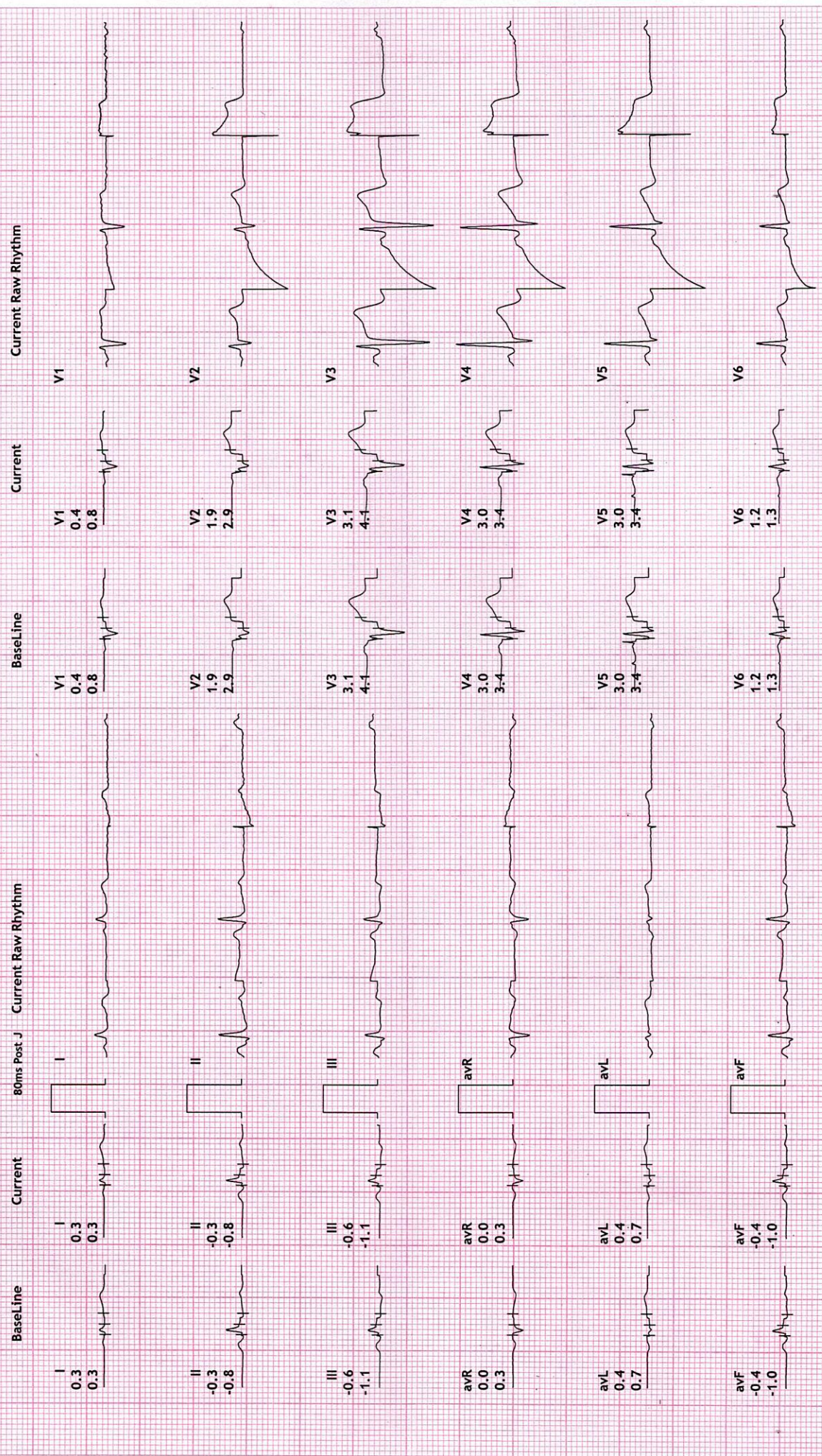
MPHR: 34% of 192
 Speed: 0.0 kmph
 Grade: 0.0%

Raw ECG
 BRUCE
 (1.0-100)Hz

Ex Time 00:55
 BLC :On
 Notch :On

HV
 10.0 mm/mV
 25 mm/Sec.

Date: 12-Nov-2022 10:34:29 AM



12 Lead + Comparison

REVIVAL DIAGNOSTICS

4TH FLOOR, AQUA CORRIDOE, NEAR STAR BAZAR, ADAJAN- 395009, SURAT

4520/ANILA AHIR
28 Yrs/Male
58 Kg/179 Cms

HR: 89 bpm
METS: 1.0
BP: 110/68

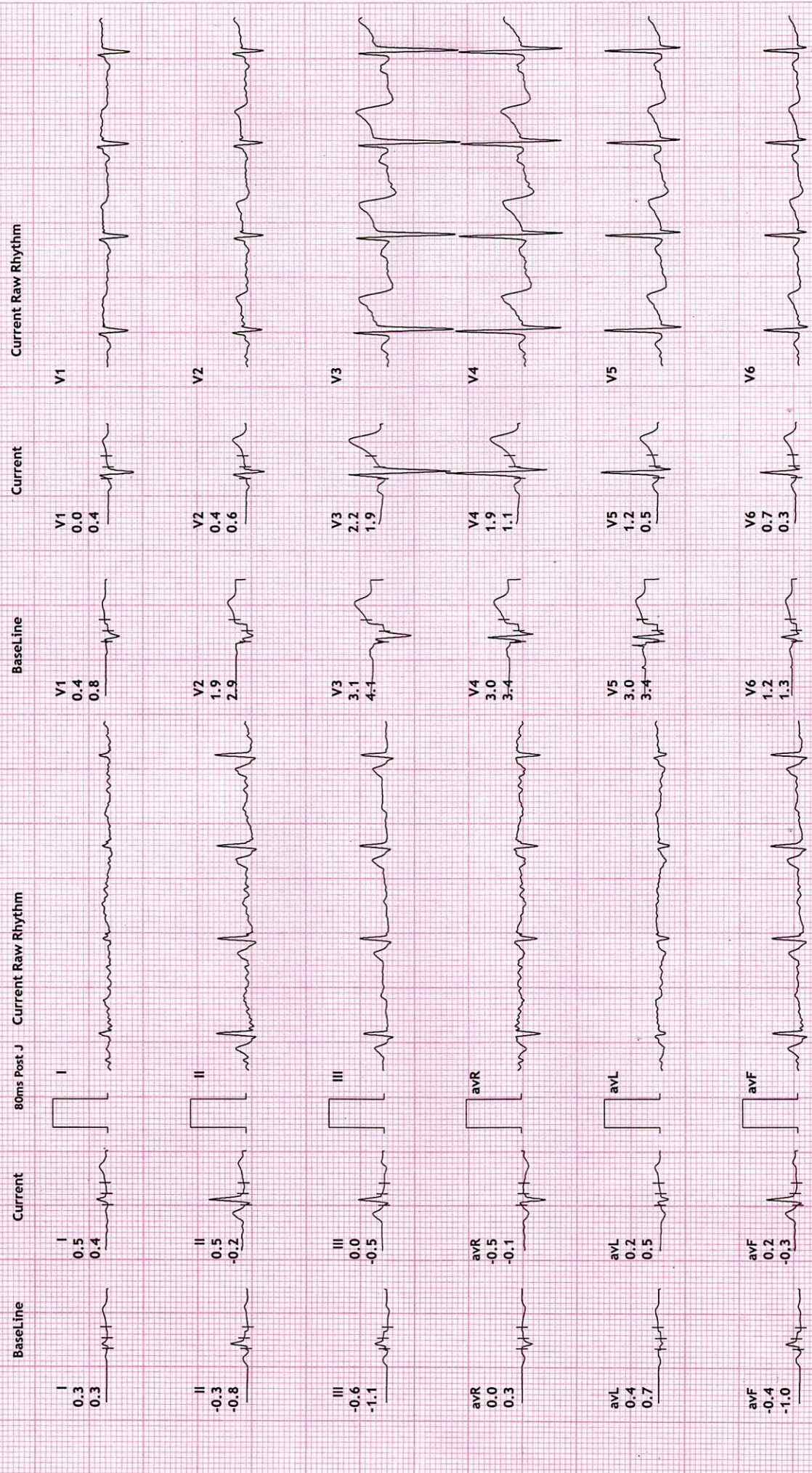
MPHR: 46% of 192
Speed: 0.0 kmph
Grade: 0.0%

Raw ECG
BRUCE
(1.0-100)Hz

Ex Time 00:00
BLC :On
Notch :On

ExStrt
10.0 mm/mV
25 mm/Sec.

Date: 12-Nov-2022 10:34:29 AM



12 Lead + Comparison

REVIVAL DIAGNOSTICS

4520/ANIL A AHIR
28 Yrs/Male
58 Kg/179 Cms

HR: 103 bpm
METS: 4.6
BP: 110/70

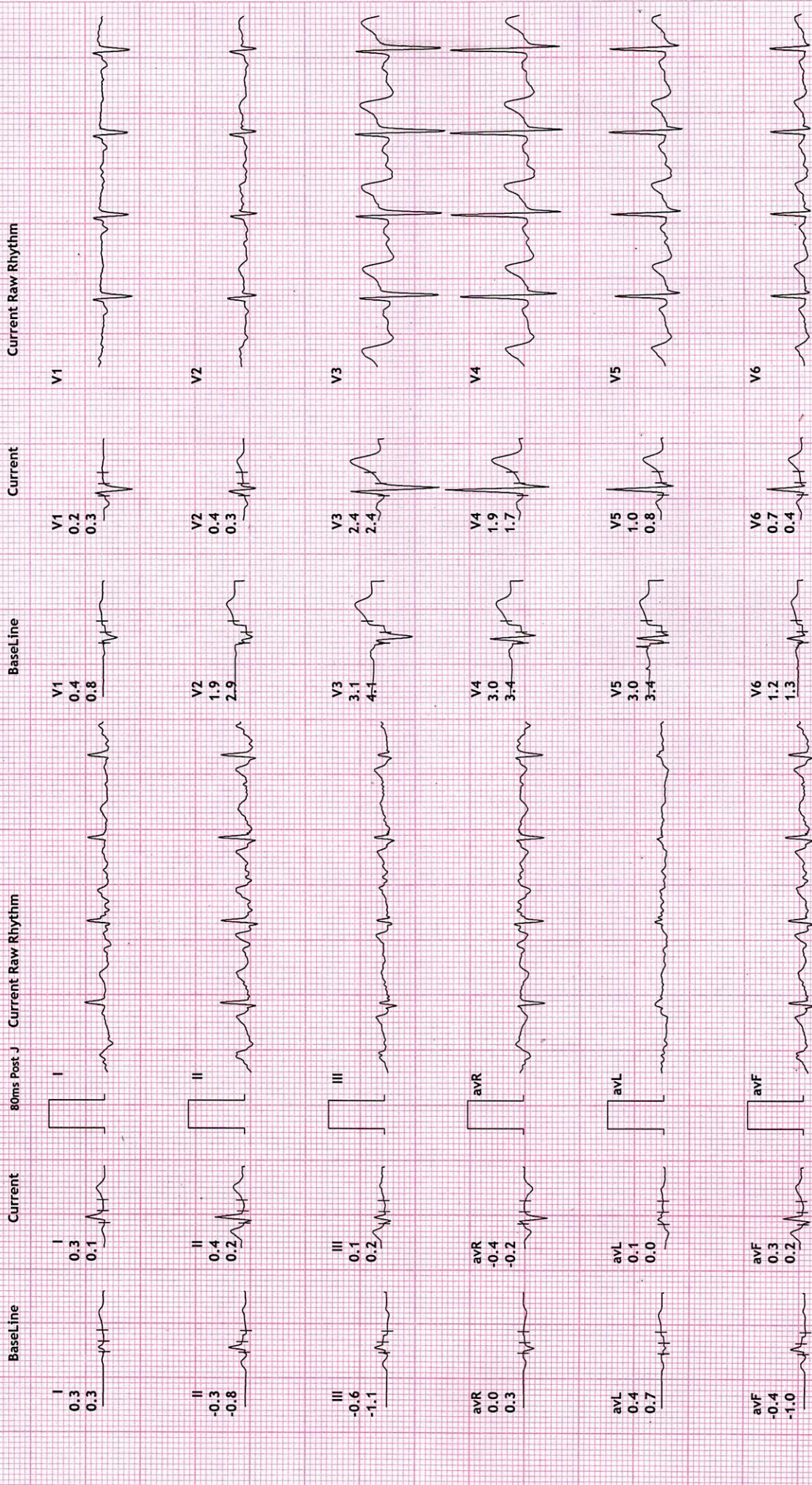
MPHR: 53% of 192
Speed: 2.7 kmph
Grade: 10.0%

Raw ECG
BRUCE
(1.0-100)Hz

Ex Time 03:00
BLC :On
Notch :On

Stage 1 (03:00)
10.0 mm/mV
25 mm/Sec.

Date: 12-Nov-2022 10:34:29 AM



12 Lead + Comparison

REVIVAL DIAGNOSTICS

4520/ANIL A AHIR
 28 Yrs/Male
 58 Kg/179 Cms

HR: 132 bpm
 METS: 7.0
 BP: 122/80

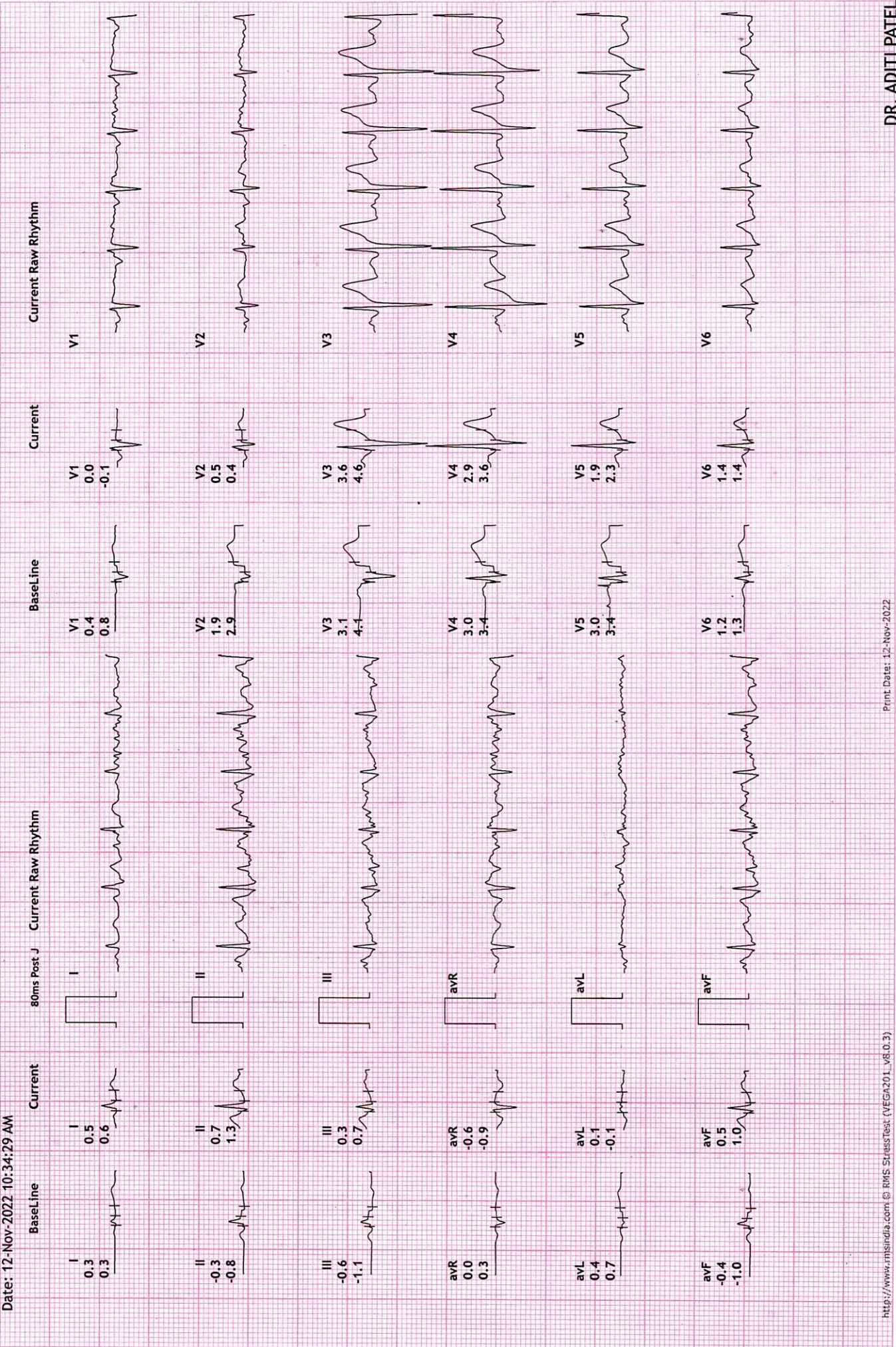
MPHR: 68% of 192
 Speed: 4.0 kmph
 Grade: 12.0%

Raw ECG
 BRUCE
 (1.0-100)Hz

Ex Time 06:00
 BLC :On
 Notch :On

Stage 2 (03:00
 10.0 mm/mV
 25 mm/Sec.

Date: 12-Nov-2022 10:34:29 AM



12 Lead + Comparison

REVIVAL DIAGNOSTICS

4TH FLOOR, AQUA CORRIDOE, NEAR STAR BAZAR, ADAJAN- 395009, SURAT

4520/ANILA AHIR
28 Yrs/Male
58 Kg/179 Cms

HR: 150 bpm
METS: 10.2
BP: 150/80

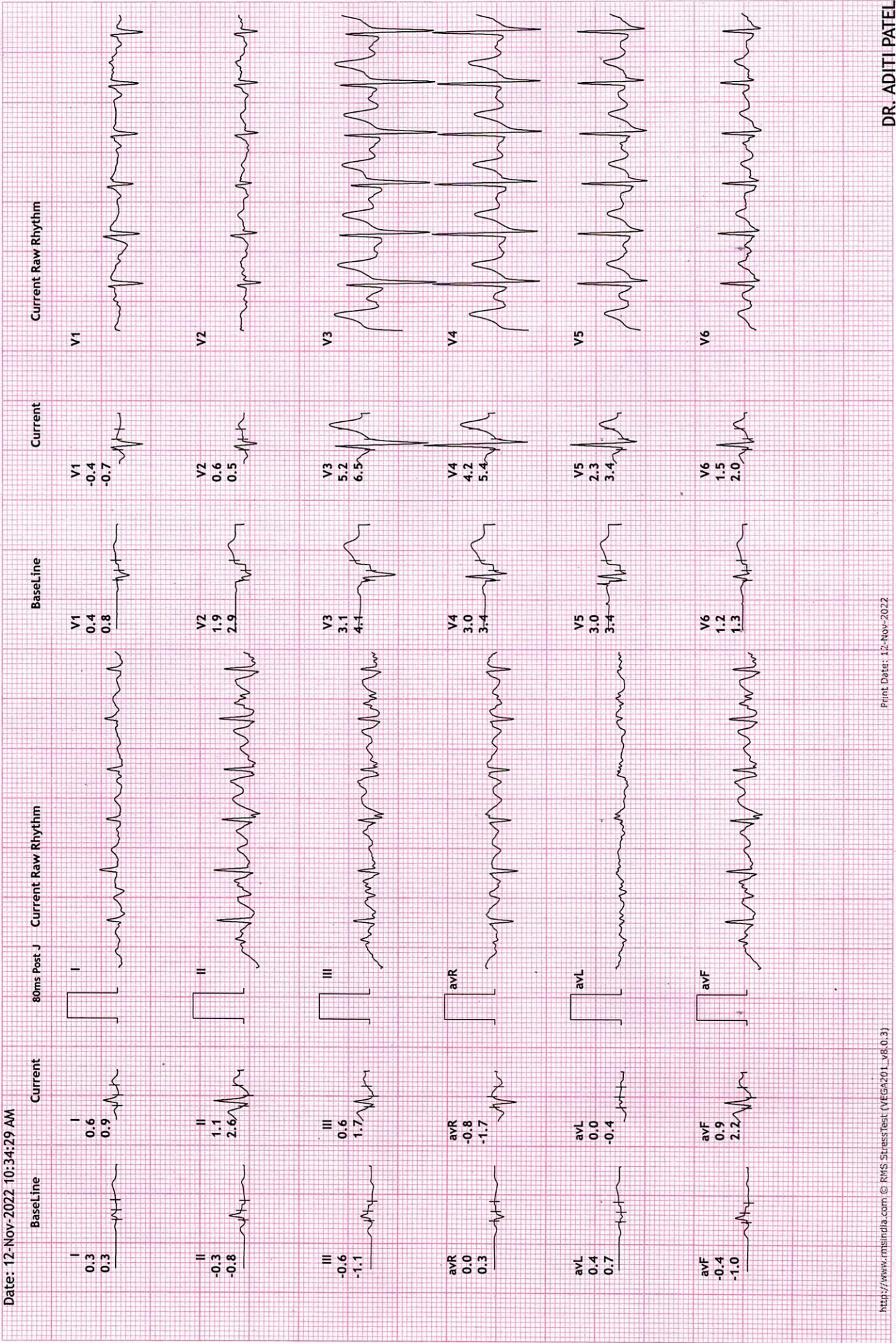
MPHR: 78% of 192
Speed: 5.5 kmph
Grade: 14.0%

Raw ECG
BRUCE
(1.0-100)Hz

Ex Time 09:00
BLC :On
Notch :On

Stage 3 (03:00
10.0 mm/mV
25 mm/Sec.

Date: 12-Nov-2022 10:34:29 AM



12 Lead + Comparison

REVIVAL DIAGNOSTICS

4TH FLOOR, AQUA CORRIDOE, NEAR STAR BAZAR, ADAJAN- 395009, SURAT

4520/ANIL A AHIR
28 Yrs/Male
58 Kg/179 Cms

HR: 166 bpm
METS: 11.1
BP: 163/90

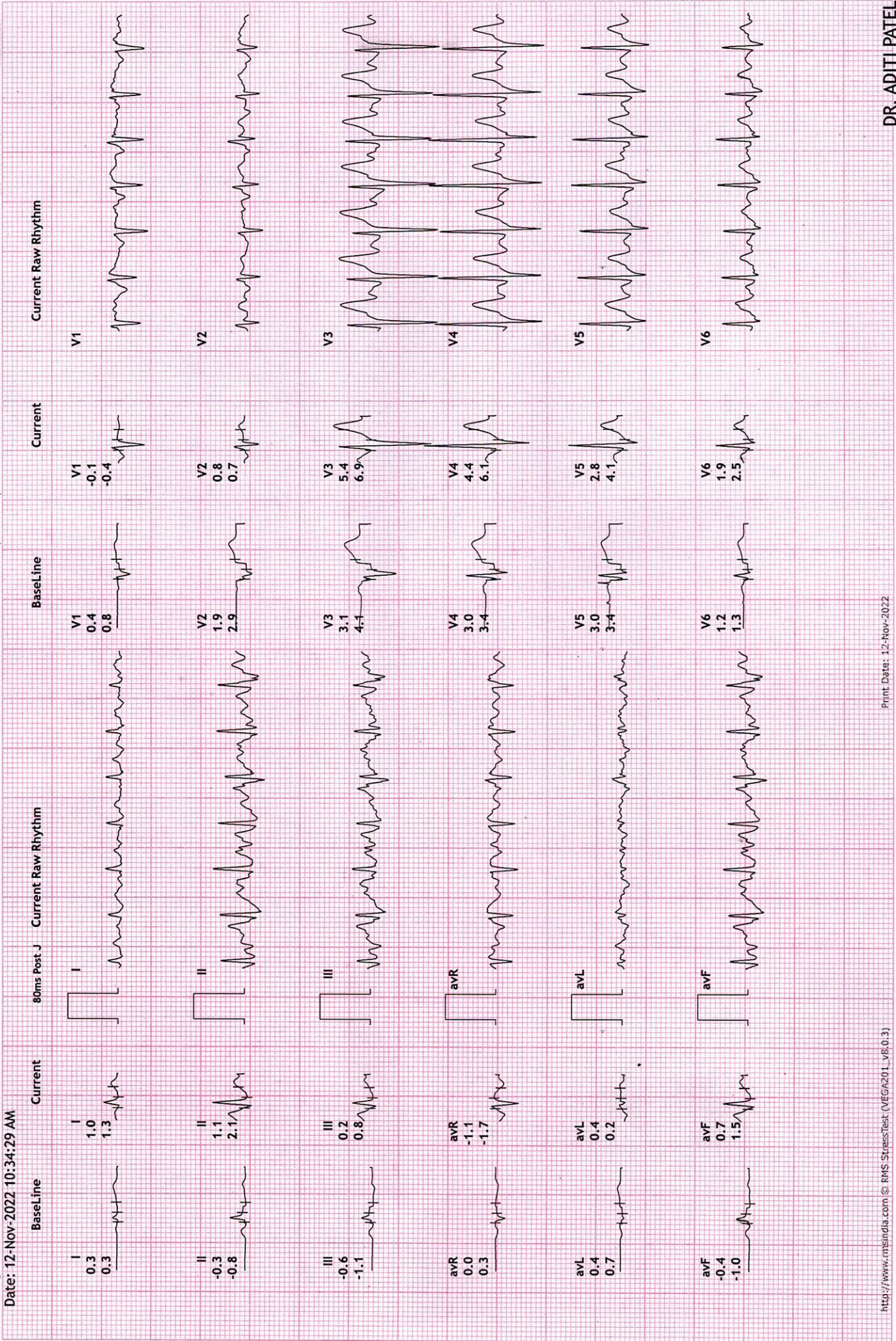
MPHR: 86% of 192
Speed: 6.8 kmph
Grade: 16.0%

Raw ECG
BRUCE
(1.0-100)Hz

Ex Time 09:47
BLC :On
Notch :On

PeakEx
10.0 mm/mV
25 mm/Sec.

Date: 12-Nov-2022 10:34:29 AM



12 Lead + Comparison

REVIVAL DIAGNOSTICS

4TH FLOOR, AQUA CORRIDOE, NEAR STAR BAZAR, ADAJAN- 395009, SURAT

4520/ANIL A AHIR
28 Yrs/Male
58 Kg/179 Cms

HR: 132 bpm
METS: 4.2
BP: 163/90

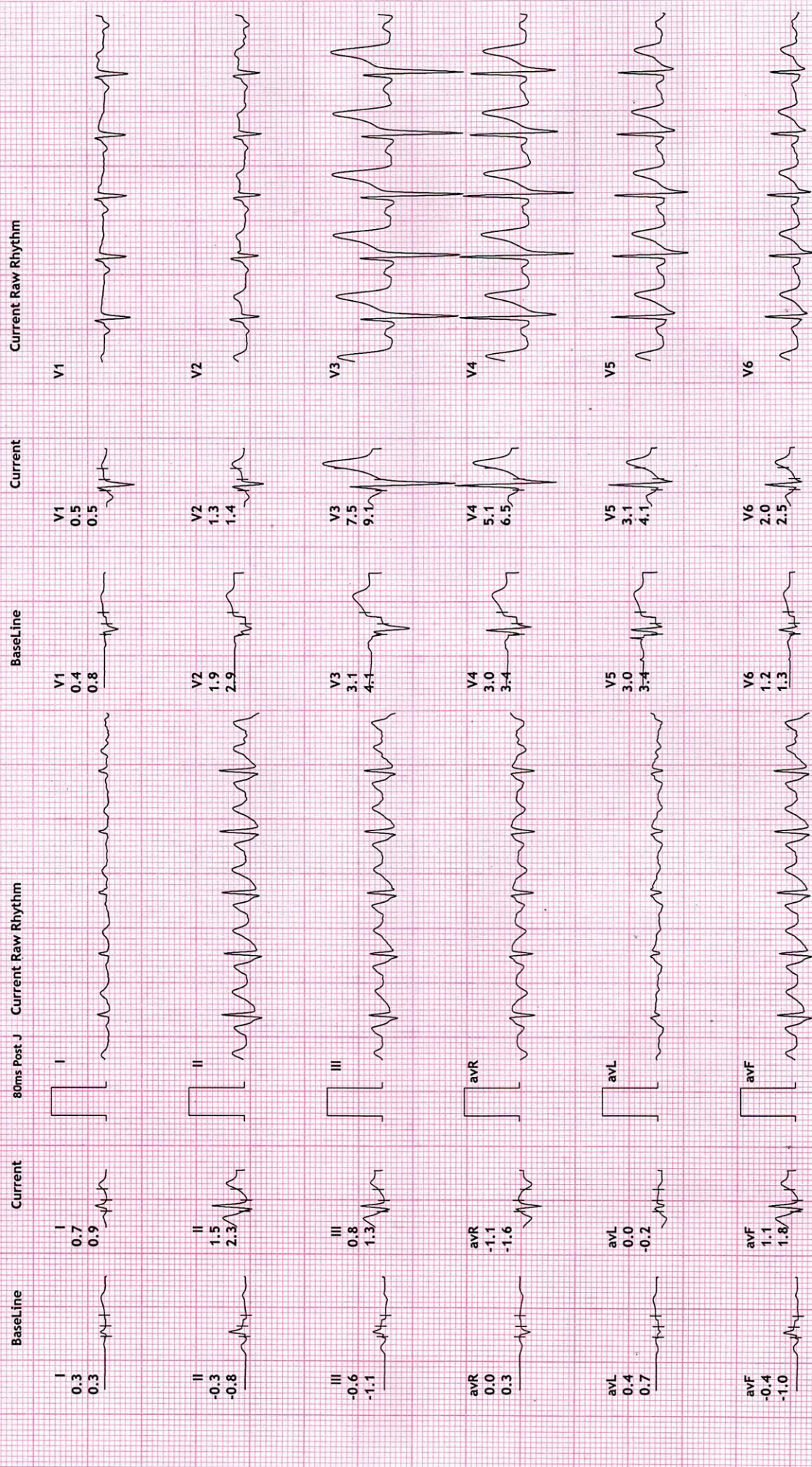
MPHR: 68% of 192
Speed: 0.0 kmph
Grade: 0.0%

Raw ECG
BRUCE
(1.0-100)HZ

Ex Time 09:47
BLC :On
Notch :On

Recovery : (01/20)
10.0 mm/mV
25 mm/Sec.

Date: 12-Nov-2022 10:34:29 AM



12 Lead + Comparison

REVIVAL DIAGNOSTICS

4TH FLOOR, AQUA CORRIDOE, NEAR STAR BAZAR, ADAJAN- 395009, SURAT

4520/ANIL A AHIR

28 Yrs/Male

58 Kg/179 Cms

Date: 12-Nov-2022 10:34:29 AM

HR: 116 bpm

METS: 1.0

BP: 140/90

MPHR:60% of 192

Speed: 0.0 kmph

Grade: 0.0%

Raw ECG

BRUCE

(1.0-100)Hz

Ex Time 09:47

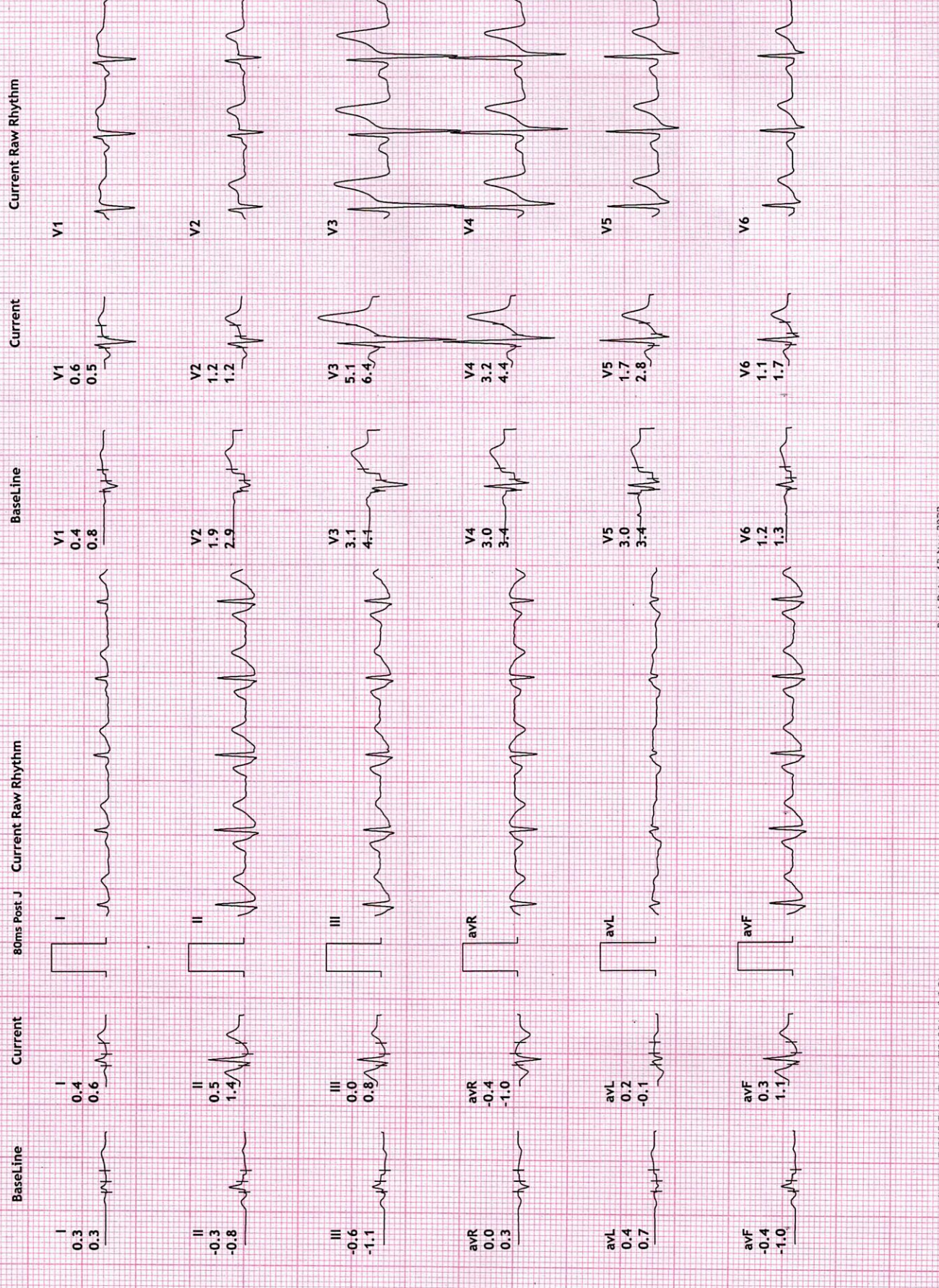
BLC :On

Notch :On

Recovery : (02.00)

10.0 mm/mV

25 mm/Sec.



12 Lead + Comparison

REVIVAL DIAGNOSTICS

4TH FLOOR, AQUA CORRIDOE, NEAR STAR BAZAR, ADAJAN- 395009, SURAT

4520/ANIL A AHIR
28 Yrs/Male
58 Kg/179 Cms

HR: 107 bpm
METS: 1.0
BP: 120/80

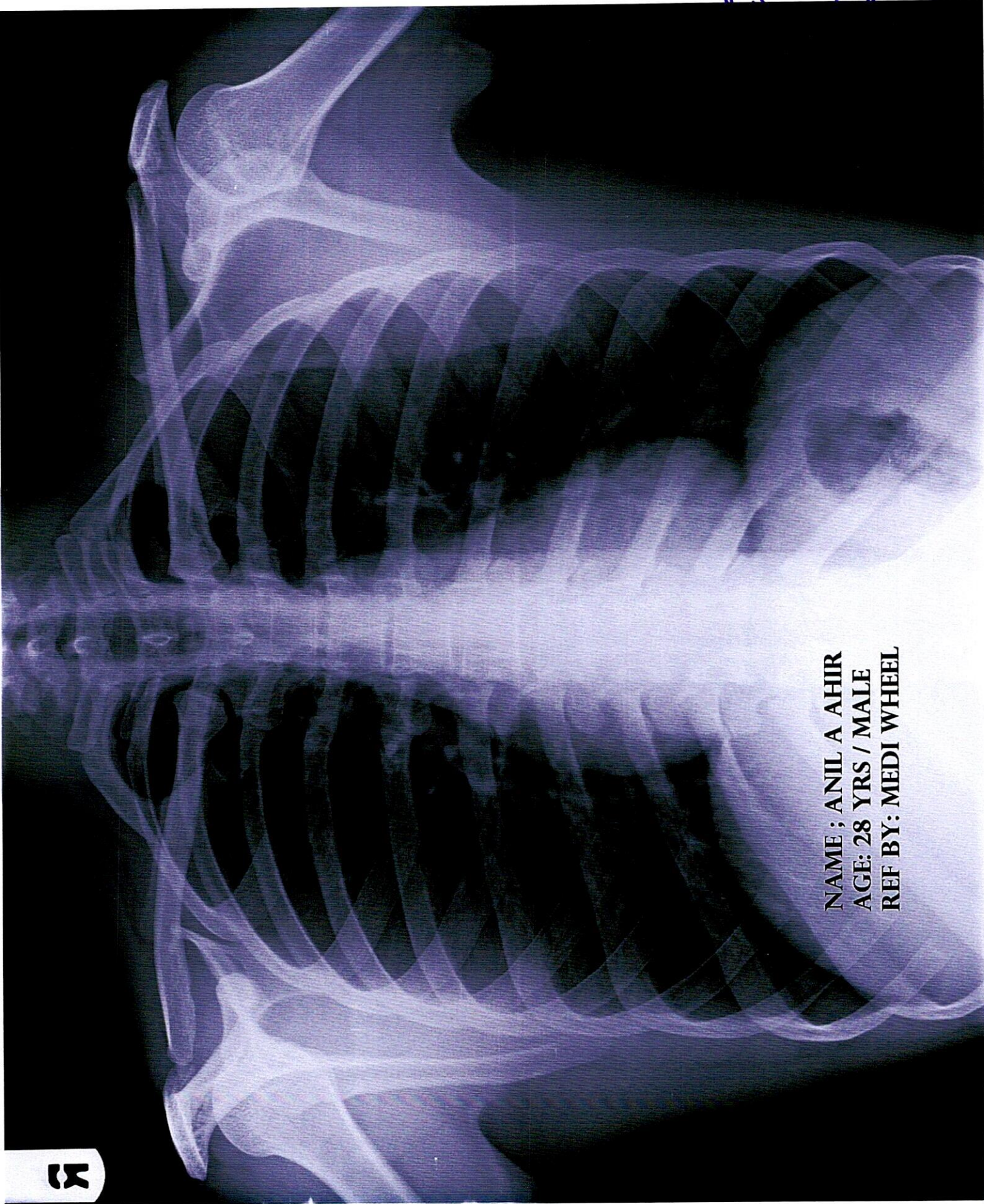
MPHR: 55% of 192
Speed: 0.0 kmph
Grade: 0.0%

Raw ECG
BRUCE
(1.0-100)Hz

Ex Time 09:47
BLC :On
Notch :On

Recovery : (03.00)
10.0 mm/mV
25 mm/Sec.





NAME ; ANIL A AHIR
AGE: 28 YRS / MALE
REF BY: MEDI WHEEL



Name	ANIL A AHIR	Age/Gender	28Yrs/Male
Reg No.	3148/22	Receipt No	2852
Referred By	BOB - MEDI WHEEL(PKG10000240)	Mode of Payment	CREDIT
Collection Type	CENTER	Collection DateTime	12-Nov-2022 10:08 AM

CHEST RADIOGRAPH (PA VIEW)

- Hilar shadows are within normal limits.
- Pulmonary vasculature appears normal.
- Cardiac appears normal in size.
- Both dome of the diaphragm are smooth.
- Both costophrenic recesses are clear.
- Both lung fields appear normal.
- Visualized bones and soft tissue shadows appear normal.

IMPRESSION: NORMAL STUDY.

DR. CHIRAG K PATEL
RADIOLOGIST

Dr. Chirag K. Patel

MBBS-DMPD

Reg. No. G-23500

Revival Diagnostic

4th Floor, Aqua Corridor,
Nr. Star Bazar, Hazira Main Road,
Adajan, Surat-395009.
Mo. 97266 726683

Laboratory Test Result are Subject to technical limitation and should be clinically correlate for final diagnosis

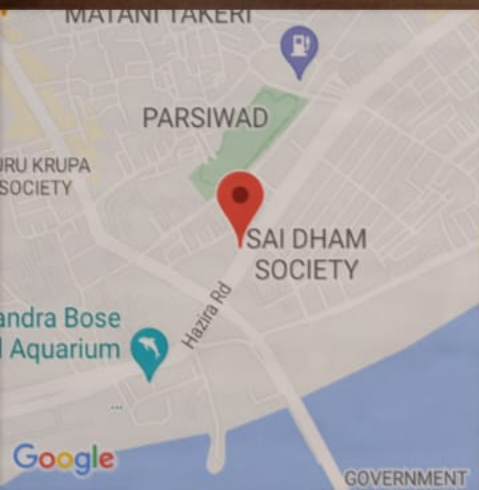
📍 4th Floor, Aqua Corridor, Hazira Road, Adajan Paal, Surat-395009.

☎ 0261 2747788

✉ revivaldiagnostics.surat@gmail.com

🌐 www.revivaldiagnostics.com

This medical report is not intended for medico-legal purposes.



12-Nov-2022 10:05:39 am
21.1869N 72.7938E

Adajan
Surat
Gujarat
Altitude:-45.7m
anil ahir