



S. R. MEDICAL INSTITUTE & RESEARCH CENTRE

(A Unit of Katyayani Health Care Pvt. Ltd.)
Lauries Complex, Namner Road, Near Sai Ka Takiya X-ing, AGRA-1



PATHOLOGY REPORT

Balance 3370

Date	26/11/2022	Srl No.	4	Company	OPD
Name	MRS. POONAM SINGH	Age	50 Yrs.	Sex	F
Ref. By	Dr. C/O BANK OF BARODA				

Test Name	Value	Unit	Reference Value
HAEMATOLOGY			
HAEMOGLOBIN (Hb)	12.1	gm/dl	11.5 - 16.4
TLC (Total Leucocyte Count)	8300	/cumm	4000 - 11000
DIFFERENTIAL LEUCOCYTE COUNT			
NEUTROPHIL	66	%	45 - 75
LYMPHOCYTE	30	%	20 - 45
EOSINOPHIL	02	%	1 - 6
MONOCYTE	02	%	1 - 10
R B C (Red Blood Cell Count)	4.55	Millions/cmm	4.2 - 5.4
PLATELET COUNT	184	$\times 10^3/uL$	150 - 450
HCT (Hematocrit/PCV)	36.9	%	38 - 47
M C V (Mean Corp Volume)	81.099	fL	80.0 - 100.0
M C H (Mean Corp Hb)	26.593	pg	26.0 - 34.0
M C H C (Mean Corp Hb Conc)	32.791	g/DL	31.0 - 37.0
E.S.R. (Wintrobe)	18	mm/1st hr.	0.00 - 20
BLOOD GROUP ABO	'AB'		
RH TYPING	POSITIVE		


The upper agglutination test for grouping has some limitations.
For further confirmation Reverse typing Card (Dia clon ABO/D) Method is suggested.

GLYCATED HAEMOGLOBIN (HbA1c)

INVESTIGATION	OBSERVED VALUE	UNIT
GLYCOSYLATED HAMOGLOBIN (HbA1c)	: .6.1	%
REFERANGE RANGE (HBA1C) : GOOD CONTROL	: 4.5 - 6.4 %	

Phone : (0562) 4301222, 9359901993
e-mail : srhospital98@gmail.com
katyayanisr_group@hotmail.com
website : www.srhospital.org
CIN: U85199UP1997PTC021892

Not valid for Medicolegal purpose


Dr. Tanuja Goyal

M.B.B.S., M.D. Path
Consultant Pathologist

All tests have Technical Limitations. Collaborative, Clinicopathological Interpretation is indicated in case of disparity test maybe repeated immediately. Report are to be interpreted by qualified medical specialist. In case of any discrepancy due to machine error or typing error, Please get it rectified immediately.



S. R. MEDICAL INSTITUTE & RESEARCH CENTRE

(A Unit of Katyayani Health Care Pvt. Ltd.)
Lauries Complex, Namner Road, Near Sai Ka Takiya X-ing, AGRA-1



PATHOLOGY REPORT

Balance 3370

Date	26/11/2022	Srl No.	4	Company	OPD
Name	MRS. POONAM SINGH	Age	50 Yrs.	Sex	F
Ref. By	Dr. C/O BANK OF BARODA				

Test Name	Value	Unit	Reference Value
HAEMATOLOGY			
HAEMOGLOBIN (Hb)	12.1	gm/dl	11.5 - 16.4
TLC (Total Leucocyte Count)	8300	/cumm	4000 - 11000
DIFFERENTIAL LEUCOCYTE COUNT			
NEUTROPHIL	66	%	45 - 75
LYMPHOCYTE	30	%	20 - 45
EOSINOPHIL	02	%	1 - 6
MONOCYTE	02	%	1 - 10
R B C (Red Blood Cell Count)	4.55	Millions/cmm	4.2 - 5.4
PLATELET COUNT	184	$\times 10^3/uL$	150 - 450
Hct (Hematocrit/PCV)	36.9	%	38 - 47
M C V (Mean Corp Volume)	81.099	fL	80.0 - 100.0
M C H (Mean Corp Hb)	26.593	pg	26.0 - 34.0
M C H C (Mean Corp Hb Conc)	32.791	g/DL	31.0 - 37.0
E.S.R. (Wintrobe)	18	mm/1st hr.	0.00 - 20
BLOOD GROUP ABO	'AB'		
RH TYPING	POSITIVE		

The upper agglutination test for grouping has some limitations.
For further confirmation Resverse typing Card (Dia clon ABO/D) Method is suggested.


GLYCATED HAEMOGLOBIN (HbA1c)

<u>INVESTIGATION</u>	<u>OBSERVED VALUE</u>	<u>UNIT</u>
GLYCOSYLATED HAMOGLOBIN (HbA1c)	: .6.1	%

REFERANGE RANGE (HBA1C) :		
GOOD CONTROL	: 4.5 - 6.4	%

Phone : (0562) 4301222, 9359901993
e-mail : srhospital98@gmail.com
katyayanisr_group@hotmail.com
website: www.srhospital.org
CIN: U85199UP1997PTC021892

Not valid for Medicolegal purpose


Dr. Tanuja Goyal
M.B.B.S., M.D. Path
Consultant Pathologist

All tests have Technical Limitations. Colloborative, Clinicopathological Interpretation is indicated in case of disparity test maybe repeated immediately. Report are to be interpreted by qualified medical specialist. In case of any discrepancy due to machine error or typing error, Please get it rectified immediately.

3usysoft 27/11/2022 17:55:19



S. R. MEDICAL INSTITUTE & RESEARCH CENTRE

(A Unit of Katyayani Health Care Pvt. Ltd.)
Lauries Complex, Namner Road, Near Sai Ka Takiya X-ing, AGRA-1



PATHOLOGY REPORT

Balance 3370

Date	26/11/2022	Srl No.	4	Company	OPD
Name	MRS. POONAM SINGH	Age	50 Yrs.	Sex	F
Ref. By	Dr. C/O BANK OF BARODA				

Test Name	Value	Unit	Reference Value
FAIR CONTROL	: 6.5 - 7.4 %		
POOR CONTROL	: ABOVE 7.5 %		
REFERANCE RANGE (AVERAGE BLOOD SUGAR) :			
EXCELLENT CONTROL	: 90-120 MG/DL		
GOOD CONTROL	: 121-150 MG/DL		
AVERAGE CONTROL	: 151-180 MG /DL		
ACTION SUGGESTED	: 181-210 MG/DL		
PANIC VALUE	: > 211 MG/DL		


NOTE : AVERAGGE BLOOD SUGAR VALUES IS CALCULATED FROM HBA1C VALUE AND IT INDICATED AVERAGE BLOOD

BIOCHEMISTRY

BLOOD GLUCOSE FASTING	85.0	mg/dl	70 - 110
BLOOD GLUCOSE PP	96.0	mg/dl	upto to 140
BLOOD UREA	20.8	mg/dl	13 - 45
SERUM CREATININE	0.82	mg/dl	0.5 - 1.2
SERUM URIC ACID	5.29	mg/dl	2.5 - 6.0
SERUM BILIRUBIN	0.40	mg/dl	0.0 - 2.0
CONJUGATED (D. Bilirubin)	0.16	mg/dl	0.00 - 0.2
UNCONJUGATED (I. D. Bilirubin)	0.24	mg/dl	0.00 - 0.7
SGOT/AST	28.7	U/L	0 - 35
SGPT/ALT	22.1	U/L	0 - 40
ALKALINE PHOSPHATASE	68.3	IU/L	25 - 140
TOTAL PROTEIN	6.82	gm/dl	6.0 - 8.6
ALBUMIN	3.73	gm/ dl	3.5 - 5.2
GLOBULIN	3.09	gm/dl	2.3 - 3.6
A/G RATIO	1.207		1.0 - 2.3
Gamma GT	15.9	U/L	7 - 35

Contd...3

Phone : (0562) 4301222, 9359901993
e-mail : srhospital98@gmail.com
katyayanisr_group@hotmail.com
website: www.srhospital.org
CIN: U85199UP1997PTC021892


Dr. Tanuja Goyal

M.B.B.S., M.D. Path
Consultant Pathologist

Not valid for Medicolegal purpose

All tests have Technical Limitations. Colloborative, Clinicopathological Interpretation is indicated in case of disparity test maybe repeated immediately. Report are to be interpreted by qualified medical specialist. In case of any discrepancy due to machine error or typing error, Please get it rectified immediately.

3unysoft: 27376519



S. R. MEDICAL INSTITUTE & RESEARCH CENTRE

(A Unit of Katyayani Health Care Pvt. Ltd.)
Lauries Complex, Namner Road, Near Sai Ka Takiya X-ing, AGRA-1



PATHOLOGY REPORT

Balance 3370

Date	26/11/2022	Srl No.	4	Company	OPD
Name	MRS. POONAM SINGH	Age	50 Yrs.	Sex	F
Ref. By	Dr. C/O BANK OF BARODA				

LIPID PROFILE


SERUM CHOLESTEROL	221.6	mg/dl	100 - 202
			Normal Risk <200 mg/dl
			Borderline Risk 200-239 mg/dl
			High Risk > 239 mg/dl
SERUM TRIGLYCERIDES	87.8	mg/dl	40 - 140
			Normal Risk <150 mg/dl
			Border Line: 150-199
			High Risk: 200-499
			Very High Risk: >499
HDL CHOLESTEROL	48.7	mg/dl	42 - 88
LDL CHOLESTEROL	172.9	mg/dl	100 - 160
VLDL	17.56	mg/dl	0.00 - 35
TOTAL / HDL CHOLESTEROL RATIO	4.55		0.00 - 4.9
LDL / HDL CHOLESTEROL RATIO	3.55		0.00 - 3.5

ENDOCRINOLOGY

THYROID FUNCTION TEST			
TOTAL T3	121.8	ng/dL	60.00 - 181.00
TOTAL T4	7.99	ug/dL	4.5 - 10.9
THYROID STIMULATING HORMONE (TSH) CLIA	4.98	uIU/mL	0.35 - 5.50

** End of Report **

Phone : (0562) 4301222, 9359901993
e-mail : srhospital98@gmail.com
Reported by: RAM
Checked by: PTC021892
website: www.srhospital.org
CIN: 885490/1997/PTC021892


Dr. Tanuja Goyal
M.B.B.S., M.D. Path
Consultant Pathologist

Not valid for Medicolegal purpose

All tests have Technical Limitations. Collaborative, Clinicopathological Interpretation is indicated in case of disparity test maybe repeated immediately. Report are to be interpreted by qualified medical specialist. In case of any discrepancy due to machine error or typing error, Please get it rectified immediately.

30/11/2022 11:37:65:19
30/11/2022 11:37:65:19

Not valid for Medicolegal purpose



S. R. MEDICAL INSTITUTE & RESEARCH CENTRE

(A Unit of Katyayani Health Care Pvt. Ltd.)
Lauries Complex, Namner Road, Near Sai Ka Takiya X-ing, AGRA-1



PATHOLOGY REPORT

Balance 3370

Date	26/11/2022	Srl No.	4	Company	OPD
Name	MRS. POONAM SINGH	Age	50 Yrs.	Sex	F
Ref. By	Dr. C/O BANK OF BARODA				

Test Name	Value	Unit	Reference Value
-----------	-------	------	-----------------

URINE EXAMINATION REPORT

PHYSICAL EXAMINATION

COLOUR	STRAW TURBID
VOLUME	30 ml.
SPECIFIC GRAVITY	1.020
DEPOSIT	NIL

CHEMICAL EXAMINATION


REACTION	5.0
ALBUMIN	TRACES
SUGAR	NIL
BILE SALTS (BS)	ABSENT
BILE PIGMENT (BP)	ABSENT
PHOSPHATE	ABSENT

MICROSCOPIC EXAMINATION

PUS CELLS	2-3	/HPF
EPITHELIAL CELLS	1-2	/HPF
RBC'S	NIL	/HPF
CASTS	NIL	
CRYSTALS	NIL	

** End of Report **

Phone : (0562) 4301222, 9359901993
 e-mail : srhospital98@gmail.com
 katyayanisr_group@hotmail.com
 Reported by: RAM
 website : www.srhospital.org
 CIN: U85100RJ1997PTC021892
 Checked by:


Dr. Tanuja Goyal
 M.B.B.S., M.D. Path
 Consultant Pathologist

Not valid for Medicolegal purpose

All tests have Technical Limitations. Collaborative, Clinicopathological Interpretation is indicated in case of disparity test maybe repeated immediately. Report are to be interpreted by qualified medical specialist. In case of any discrepancy due to machine error or typing error, Please get it rectified immediately.

3usyssoft 27376519

e-mail : srhospital98@gmail.com
 website : www.srhospital.org

Not valid for Medicolegal purpose



S. R. MEDICAL INSTITUTE & RESEARCH CENTRE

(A Unit of Katyayani Health Care Pvt. Ltd.)
Lauries Complex, Namner Road, Near Sai Ka Takiya X-ing, AGRA-1
Phone : (0562) 4301222 Mob.9359901993
CIN: U85199UP1997PTC021892



ULTRASOUND SCAN REPORT

Name – Poonam Y/F	26-11-22
REF. BY – B.O.B	

LIVER Is normal in size Parenchyma is hypoechoic there are .
No hypo- or Hyperechoic areas seen . intrahepatic and
extrahepatic vasculature and billiary system is normal . .

G. B. – 60x35 mm wallthickness 5 mm with multiple calculi
seen Larger 16 mm
C.B.D. is not dilated. no calculas or mass seen.

KIDNEYS – Both kidney are normal in size , shape and location : It is of
normal echogenicity. Corticomedullary junction and
pelvicalyceal system are normal

PANCREAS . Normal in size , shape and echotexture , pancreatic duct is
not dilated .

SPLEEN – Is normal in size shape and echotexture.is normal. . . .

U.B. Is normal No calculus seen.
No retro-peritonel mass or lymphadenopathy seen.
No free fluid seen in peritoneal cavity.

IMPRESSION Chronic cholecystitis.with cholelithiasis.

e-mail : srhospital99@gmail.com katyayanisr_group@hotmail.com
website : www.srhospital.org

Not valid for Medicolegal purposes