

S. NO.

Date: 23/10/21

PRE-EMPLOYMENT HEALTH CHECK UP FITNESS

Name - ABHINAV DAVE

Age - 34 y

Gender - MALE

Department: OPTH.

Dr. Name: Dr. Neelam.

PHYSICAL EXAMINATION:

SPO2: 98%

B.P: 90/60

Pulse:

Weight: 84.1

Height:

Blood Sugar:

FINDINGS:

O/E

(BE) cornea - clear
P - clear

Un < 6/18
(unaided) 6/18

Adv: -

- Refraction

Near Un - (BE) Ng.

Colour Un - (N) by
Ishihara's
chart.

Acceptance	(RE) -0.25s -0.75c 100°
Distance	(6/18 → 6/6)
	(LE) -0.25s -0.75c 90°
	(6/18 → 6/6)

(BE) - E/D Just tears 1
times/day x mouth

Neelam
SIGNATURE

DEPARTMENT OF PATHOLOGY

Patient Name : Mr. ABHINAV DAVE	Collection Dt.&Tm. : 23/10/2021	01:54:18 PM
MR No : 19591	Uploading Dt.&Tm. : 23/10/2021	4.30.08 PM
Age/Sex : 34 Years 9 Months 23 Days / Male	Printing Dt.&Tm. : 26/10/2021	11.43.55 AM
Type : OPD	Sample ID : 40689	
TPA/Corporate :	Bill/Req. No. : 21102444	
IP No. :	Ref Doctor : Dr.R.M.O	
Current Bed no. :		

COMPLETE HAEMOGRAM

Test	Result	Reference Range	Units
HAEMOGLOBIN	14.4	12.0 - 16.5	gms/dL
TOTAL LEUCOCYTE COUNT	8060	4000 - 11000	/µL
DIFFERENTIAL COUNT			
NEUTROPHILS	55	50.0 - 80.0	%
LYMPHOCYTES	35	20.0 - 40.0	%
MONOCYTES	04	2.0 - 10.0	%
EOSINOPHILS	06 <i>H</i>	0.0 - 5.0	%
BASOPHILS	00	0.0 - 2.0	%
RED BLOOD CELL COUNT	4.76	3.5 - 5.5	millions/µL
PACKED CELL VOLUME	44.0	35.0 - 50.0	%
MEAN CORPUSCULAR VOLUME	92.4	75 - 95	fL
MEAN CORPUSCULAR HAEMOGLOBIN	30.3	27 - 31	Picogrames
MEAN CORPUSCULAR HB CONC	32.7 <i>L</i>	33 - 37	%
PLATELET COUNT	280	150 - 450	THOUSAND/ CUMM



***** END OF THE REPORT *****

Dr. PRADIP KUMAR
MICROBIOLOGIST

Dr. ARTI NIGAM
MBBS, MD (PATHOLOGY)
CONSULTANT PATHOLOGIST

Lab Technician:
VIKASH1698

Page 1 of 1

H-Block, Palam Vihar, Gurugram, Haryana - 122017 | Ph.: 0124-4777000, Mobile No. : 9891424242, 7533033001

(This is only professional opinion and not the diagnosis, Please correlate clinically)



Dr. Khanna's
PATHCARE
PVT. LTD.

A-43, Hauz Khas, New Delhi-110016
E-8A, Hauz Khas, Main Market, New Delhi-16
Ph. : 011-46123456 (15Lines)
Email : info@pathcareindia.com
Website : www.pathcareindia.com

- CAP Proficiency Participating Laboratory
- Recognised by DSIR for 'in-house' R & D
- On Panel of : C.G.H.S, E.C.H.S (Army), S.F., MMTC, GAIL



LABORATORY REPORT

PATIENT NAME : MR. ABHINAV DAU AGE / SEX : 34 Years / M
REG No : 8128 REG.DATE : 23/10/2021 4:20 PM
UID No : 2313602 PRINT DATE : 27/10/2021 11:13 AM
REF. BY Dr. : PARK METRO AREA : KPL DWARKA



BIOCHEMISTRY

<u>Investigation</u>	<u>Result</u>	<u>Unit</u>	<u>Biological Reference Interval</u>
HbA1c WHOLE BLOOD (HPLC)	5.00	%	4.8 - 5.9

CLINICAL EVALUATION:

RECOMMENDED DCCT NGSP GUIDELINES FOR HbA1C LEVELS :

Normal 4.8 % - 5.9%
Target for diabetics : < 7 %
Therapeutic action required > 8 %

.....END OF REPORT.....



Sherry Khanna

Dr.Sherry Khanna
DNB(Pathology)
Head-Lab Operations

1. All reports are for interpretation by the treating doctor only and have to be viewed and correlated with clinical examination and other investigations. 2. All investigations have their limitation which is imposed by the limits to sensitivity and specificity of individual assay procedures as well as the quality of the specimen received by the laboratory. Isolated laboratory investigations never confirm the final diagnosis of the disease. 3. If the result(s) of tests are alarming or unexpected the doctor is advised to contact the lab immediately for needful and necessary action.

In case of any Complaint/Suggestion/Franchise Enquiries, please email at info@pathcareindia.com
For 24 hour online booking for Home Collection Facility & For Online Test Report viewing, please visit www.pathcareindia.com

Customer Care No.
9312210524
9873835865

DEPARTMENT OF PATHOLOGY


Patient Name : Mr. ABHINAV DAVE
MR No : 19591
Age/Sex : 34 Years 9 Months 23 Days / Male
Type : OPD
TPA/Corporate :
IP No. :
Current Bed no. :
Collection Dt.&Tm. : 23/10/2021 01:54:18 PM
Uploading Dt.&Tm. : 23/10/2021 4.30.29 PM
Printing Dt.&Tm. : 26/10/2021 11.57.49 AM
Sample ID : 40689
Bill/Req. No. : 21102444
Ref Doctor : Dr.R.M.O

BLOOD SUGAR FASTING

Test	Result	Reference Range	Units
PLASMA GLUCOSE FASTING	75.46	60 - 100	mg/dl

***** END OF THE REPORT *****

Dr. PRADIP KUMAR
MICROBIOLOGIST


Dr. ARTI NIGAM
MBBS, MD (PATHOLOGY)
CONSULTANT PATHOLOGIST

Lab Technician:
VIKASH1698

Page 1 of 1

H-Block, Palam Vihar, Gurugram, Haryana - 122017 | Ph.: 0124-4777000, Mobile No. : 9891424242, 7533033001

(This is only professional opinion and not the diagnosis, Please correlate clinically)

DEPARTMENT OF PATHOLOGY

Patient Name	: Mr. ABHINAV DAVE	Collection Dt.&Tm.	: 23/10/2021	01:54:18 PM
MR No	: 19591	Uploading Dt.&Tm.	: 23/10/2021	4.30.19 PM
Age/Sex	: 34 Years 9 Months 23 Days / Male	Printing Dt.&Tm.	: 26/10/2021	11.55.33 AM
Type	: OPD	Sample ID	: 40689	
TPA/Corporate	:	Bill/Req. No.	: 21102444	
IP No.	:	Ref Doctor	: Dr.R.M.O	
Current Bed no.	:			

ESR

Test	Result	Reference Range	Units
E.S.R.	18 <i>H</i>	0 - 15	mm at the end of 1st hr

***** END OF THE REPORT *****

Dr. PRADIP KUMAR
 MICROBIOLOGIST

Dr. ARTI NIGAM
 MBBS, MD (PATHOLOGY)
 CONSULTANT PATHOLOGIST



Lab Technician:
 VIKASH1698

Page 1 of 1

H-Block, Palam Vihar, Gurugram, Haryana - 122017 | Ph.: 0124-4777000, Mobile No. : 9891424242, 7533033001
 (This is only professional opinion and not the diagnosis, Please correlate clinically)

DEPARTMENT OF PATHOLOGY

Patient Name : Mr. ABHINAV DAVE	Collection Dt.&Tm. : 23/10/2021	01:54:18 PM
MR No : 19591	Uploading Dt.&Tm. : 23/10/2021	4.30.43 PM
Age/Sex : 34 Years 9 Months 23 Days / Male	Printing Dt.&Tm. : 26/10/2021	11.59.08 AM
Type : OPD	Sample ID : 40689	
TPA/Corporate :	Bill/Req. No. : 21102444	
IP No. :	Ref Doctor : Dr.R.M.O	
Current Bed no. :		


LIPID PROFILE (TOTAL CHOLESTEROL LDL HDL TREIGLYCERIDES)

Test	Result	Reference Range	Units
LIPID PROFILE			
TOTAL CHOLESTEROL	189.97	0 - 200	mg/dL
SERUM TRIGLYCERIDES	204.56 H	60 - 165	mg/dl
HDL-CHOLESTEROL	48.23	30 - 70	mg/dl
LDL	100.83	50 - 135	mg/dl
VLDL CHOLESTEROL	40.91 H	6 - 32	mg/dL
TOTAL CHOLESTEROL/HDL RATIO	3.94	2.0 - 5.0	mg/dl
LDL CHOLESTEROL/HDL RATIO	2.09	1.0 - 3.0	mg/dL

***** END OF THE REPORT *****

Dr. PRADIP KUMAR
 MICROBIOLOGIST

Dr. ARTHI NIGAM
 MBBS, MD (PATHOLOGY)
 CONSULTANT PATHOLOGIST



Lab Technician:
 VIKASH1698

Page 1 of 1

H-Block, Palam Vihar, Gurugram, Haryana - 122017 | Ph.: 0124-4777000, Mobile No. : 9891424242, 7533033001
 (This is only professional opinion and not the diagnosis, Please correlate clinically)

DEPARTMENT OF PATHOLOGY


Patient Name	: Mr. ABHINAV DAVE	Collection Dt.&Tm.	: 23/10/2021	01:54:18 PM
MR No	: 19591	Uploading Dt.&Tm.	: 23/10/2021	5.01.41 PM
Age/Sex	: 34 Years 9 Months 23 Days / Male	Printing Dt.&Tm.	: 26/10/2021	11.59.22 AM
Type	: OPD	Sample ID	: 40689	
TPA/Corporate	:	Bill/Req. No.	: 21102444	
IP No.	:	Ref Doctor	: Dr.R.M.O	
Current Bed no.	:			

BLOOD GROUP and RH TYPE

Test	Result	Reference Range	Units
BLOOD GROUP	" A " RH POSITIVE		

***** END OF THE REPORT *****

Dr. PRADIP KUMAR
MICROBIOLOGIST


Dr. ARTI NIGAM
MBBS, MB (PATHOLOGY)
CONSULTANT PATHOLOGIST

Lab Technician:
VIKASH1698

Page 1 of 1

H-Block, Palam Vihar, Gurugram, Haryana - 122017 | Ph.: 0124-4777000, Mobile No. : 9891424242, 7533033001

(This is only professional opinion and not the diagnosis, Please correlate clinically)

DEPARTMENT OF PATHOLOGY

Patient Name : Mr. ABHINAV DAVE	Collection Dt.&Tm. : 23/10/2021	01:54:18 PM
MR No : 19591	Uploading Dt.&Tm. : 23/10/2021	2.03.16 PM
Age/Sex : 34 Years 9 Months 23 Days / Male	Printing Dt.&Tm. : 26/10/2021	11.59.32 AM /
Type : OPD	Sample ID : 40689	
TPA/Corporate :	Bill/Req. No. : 21102444	
IP No. :	Ref Doctor : Dr.R.M.O	
Current Bed no. :		

URINE ROUTINE MICROSCOPY

Test	Result	Reference Range	Units
PHYSICAL EXAMINATION			
VOLUME	20		ml
COLOUR	Pale Yellow	Pale Yellow	
APPEARANCE	Clear	Clear	
SPECIFIC GRAVITY	1.010		
CHEMICAL EXAMINATION			
REACTION	Acidic	Acidic	
PH	7.0		
BLOOD	NIL		
ALBUMIN	NIL	NIL	
GLUCOSE	NIL	NIL	
KETONES	NIL		
BILE SALT	NIL	NIL	
BILE PIGMENT	NIL	NIL	
UROBILINOGEN	NIL	NIL	
MICROSCOPIC EXAMINATION			
PUS CELL	2-3/hpf	2---3/HPF	
RED BLOOD CELLS	NIL	NIL	
EPITHELIAL CELLS	1-2/hpf	4---5/HPF	
CASTS	NIL	NIL	
CRYSTALS	NIL	NIL	

***** END OF THE REPORT *****

Dr. PRADIP KUMAR
MICROBIOLOGIST

Dr. ARTI NIGAM
MBBS, MD (PATHOLOGY)
CONSULTANT PATHOLOGIST



Lab Technician:
SUMITME577

Page 1 of 1

H-Block, Palam Vihar, Gurugram, Haryana - 122017 | Ph.: 0124-4777000, Mobile No. : 9891424242, 7533033001

(This is only professional opinion and not the diagnosis, Please correlate clinically)

DEPARTMENT OF PATHOLOGY


Patient Name : Mr. ABHINAV DAVE	Collection Dt.&Tm. : 23/10/2021	01:54:18 PM
MR No : 19591	Uploading Dt.&Tm. : 23/10/2021	4.31.52 PM
Age/Sex : 34 Years 9 Months 23 Days / Male	Printing Dt.&Tm. : 26/10/2021	11.59.39 AM
Type : OPD	Sample ID : 40689	
TPA/Corporate :	Bill/Req. No. : 21102444	
IP No. :	Ref Doctor : Dr.R.M.O	
Current Bed no. :		

LIVER FUNCTION TEST

Test	Result	Reference Range	Units
LFT			
TOTAL BILIRUBIN	0.87	0.2 - 1.2	mg/dL
DIRECT BILIRUBIN	0.22	0 - 0.4	mg/dL
INDIRECT BILIRUBIN	0.65 <i>H</i>	0.10 - 0.6	mg/dL
SGOT (AST)	37.33	0 - 45	U/L
SGPT (ALT)	52.58 <i>H</i>	0 - 45	U/L
ALKALINE PHOSPHATASE	65.12	30 - 170	IU/L
TOTAL PROTEINS	6.66	6.4 - 8.0	g/dL
ALBUMIN	3.99	3.3 - 5.5	g/dL
GLOBULIN	2.67	2.3 - 4.5	g/dL
A/G RATIO	1.49	0 - 16.5	pg/ml

***** END OF THE REPORT *****

Dr. PRADIP KUMAR
 MICROBIOLOGIST



Dr. ARTH NIGAM
 MBBS, MD (PATHOLOGY)
 CONSULTANT PATHOLOGIST

Lab Technician:
 VIKASH1698

Page 1 of 1

H-Block, Palam Vihar, Gurugram, Haryana - 122017 | Ph.: 0124-4777000, Mobile No. : 9891424242, 7533033001
 (This is only professional opinion and not the diagnosis, Please correlate clinically)

DEPARTMENT OF PATHOLOGY

Patient Name : Mr. ABHINAV DAVE	Collection Dt.&Tm. : 23/10/2021	01:54:18 PM
MR No : 19591	Uploading Dt.&Tm. : 25/10/2021	12.31.29 PM
Age/Sex : 34 Years 9 Months 23 Days / Male	Printing Dt.&Tm. : 26/10/2021	11.59.49 AM
Type : OPD	Sample ID : 40689	
TPA/Corporate :	Bill/Req. No. : 21102444	
IP No. :	Ref Doctor : Dr.R.M.O	
Current Bed no. :		

TSH

Test	Result	Reference Range	Units
THYROID STIMULATING HORMONE (TSH)	2.53	0.5-5.50 ,	µIU/ml

Method : Chemiluminescent Immunoassay (CLIA)

Clinical Use: -

TSH is a glycoprotein secreted by anterior Pituitary. It stimulates thyroid hormones synthesis & regulation by thyroid gland.

Monitor T4 replacement or T4 suppressive therapy


Monitor TSH level are used for diagnosis of Hypothyroidism & Hyperthyroidism.

Note: -

TSH levels are subject to circadian variation, reaching peak levels between 2 - 4.a.m. and at a minimum between 6-10 pm. The variation is of the order of 50% .hence time of the day influencesthe measured serum TSH concentration s.

***** END OF THE REPORT *****

Dr. PRADIP KUMAR
MICROBIOLOGIST


Dr. ARTI NIGAM
MBBS, MD (PATHOLOGY)
CONSULTANT PATHOLOGIST

Lab Technician:
SUMITME577

Page 1 of 1

H-Block, Palam Vihar, Gurugram, Haryana - 122017 | Ph.: 0124-4777000, Mobile No. : 9891424242, 7533033001

(This is only professional opinion and not the diagnosis, Please correlate clinically)

DEPARTMENT OF PATHOLOGY

Patient Name	: Mr. ABHINAV DAVE	Collection Dt.&Tm.	: 23/10/2021	01:54:18 PM
MR No	: 19591	Uploading Dt.&Tm.	: 23/10/2021	4.32.12 PM
Age/Sex	: 34 Years 9 Months 23 Days / Male	Printing Dt.&Tm.	: 26/10/2021	12.00.03 PM
Type	: OPD	Sample ID	: 40689	
TPA/Corporate	:	Bill/Req. No.	: 21102444	
IP No.	:	Ref Doctor	: Dr.R.M.O	
Current Bed no.	:			

BLOOD UREA

Test	Result	Reference Range	Units
SERUM UREA	17.00	10 - 45	mg/dL


*Results of these tests should always be interpreted in conjunction with patients medical history, clinical presentation and other findings.

*Performed on fully Automated Dimension X-Pand plus BioChemistry Analyser.

*External Quality Control by Biorad Laboratory.

***** END OF THE REPORT *****

Dr. PRADIP KUMAR
 MICROBIOLOGIST



Dr. ARTI NIGAM
 MBBS, MD (PATHOLOGY)
 CONSULTANT PATHOLOGIST

Lab Technician:
 VIKASH1698

Page 1 of 1

H-Block, Palam Vihar, Gurugram, Haryana - 122017 | Ph.: 0124-4777000, Mobile No. : 9891424242, 7533033001

(This is only professional opinion and not the diagnosis, Please correlate clinically)

DEPARTMENT OF PATHOLOGY

Patient Name : Mr. ABHINAV DAVE	Collection Dt.&Tm. : 23/10/2021 01:54:18 PM
MR No : 19591	Uploading Dt.&Tm. : 23/10/2021 4.32.27 PM
Age/Sex : 34 Years 9 Months 23 Days / Male	Printing Dt.&Tm. : 26/10/2021 12.01.13 PM
Type : OPD	Sample ID : 40689
TPA/Corporate :	Bill/Req. No. : 21102444
IP No. :	Ref Doctor : Dr.R.M.O
Current Bed no. :	

SERUM CREATININE

Test	Result	Reference Range	Units
SERUM CREATININE	1.06	0.4 - 1.4	mg/dL


*Results of these tests should always be interpreted in conjunction with patients medical history, clinical presentation and other findings.

*Performed on fully Automated Dimension X-Pand plus BioChemistry Analyser.

*External Quality Control by Biorad Laboratory.

***** END OF THE REPORT *****

Dr. PRADIP KUMAR
MICROBIOLOGIST



Dr. ARTI NIGAM
MBBS, MD (PATHOLOGY)
CONSULTANT PATHOLOGIST

Lab Technician:
VIKASH1698

Page 1 of 1

H-Block, Palam Vihar, Gurugram, Haryana - 122017 | Ph.: 0124-4777000, Mobile No. : 9891424242, 7533033001

(This is only professional opinion and not the diagnosis, Please correlate clinically)

DEPARTMENT OF PATHOLOGY


Patient Name	: Mr. ABHINAV DAVE	Collection Dt.&Tm.	: 23/10/2021	01:54:18 PM
MR No	: 19591	Uploading Dt.&Tm.	: 23/10/2021	4.32.19 PM
Age/Sex	: 34 Years 9 Months 23 Days / Male	Printing Dt.&Tm.	: 26/10/2021	12.00.14 PM
Type	: OPD	Sample ID	: 40689	
TPA/Corporate	:	Bill/Req. No.	: 21102444	
IP No.	:	Ref Doctor	: Dr.R.M.O	
Current Bed no.	:			

Serum Uric Acid

Test	Result	Reference Range	Units
SERUM URIC ACID	4.09	2.5 - 7	mg/dL

***** END OF THE REPORT *****

Dr. PRADIP KUMAR
MICROBIOLOGIST



Dr. ARTI NIGAM
MBBS, MD (PATHOLOGY)
CONSULTANT PATHOLOGIST

Lab Technician:
VIKASH1698

Page 1 of 1

H-Block, Palam Vihar, Gurugram, Haryana - 122017 | Ph.: 0124-4777000, Mobile No. : 9891424242, 7533033001

(This is only professional opinion and not the diagnosis, Please correlate clinically)

Aortic valve		Palmonary valve	
Max/ Vel	1.77	Max velocity	-
Max/ PG	12.6mmHg	Max PG	- mmHg
Mitral valve		Tricuspid valve	
E	0.84	Max Velocity	2.35
A	1.03	PASP	28
DT	-	E/E' (>6)	-
E/A	-	S' Velocity (>10cm2/sec)	-

Regurgitation

MR		TR	
Severity	Mild	Severity	Mild
AR		PR	
Severity	NIL	Severity	Nil

Final Interpretation:

- No RWMA is present, LVEF~55-60%
- All cardiac chamber dimensions are normal.
- Mild MR.
- Mild TR.
- Grade I LV diastolic dysfunction.
- Normal RV Systolic Function
- No Intracardiac Clot, Vegetations or Pericardial Effusion
- IVC is Normal in size, collapsing and Normal Respiratory Variability.



Dr. Madhur Jain
Senior Consultant & Head
Interventional Cardiology

Note: This is a professional opinion, not final diagnosis. Congenital cardiac lesions are not being ruled out. This modality is having its limitations and the report should be correlated with clinical and other relevant patient data. This report is not valid for medico-legal purpose.

DEPARTMENT OF RADIOLOGY

Patient Name	Mr ABHINAV DAVE	Collection Dt.&Tm.	: 23/10/2021	11.03 AM
Reg No	19591	Uploading Dt.&Tm.	: 23/10/2021	10.04 AM
Age/Sex	34 Years 9 Months 23Days / Male	Printing Dt.&Tm.	: 24/10/2021	12.11 PM
Ref. Doctor	Self	Req. No.	: 21102444	
Type	OPD	Consultant Doctor	: Dr. R.M.O	

CHEST PA

No parenchymal lung lesion seen.
 Both domes of diaphragm are normal.
 Both costophrenic angles are normal.
 Both hila are normal.
 Cardiac shape & size normal.

IMPRESSION : NORMAL STUDY.
PLEASE CORRELATE CLINICALLY.



H-Block, Palam Vihar, Gurugram, Haryana - 122017 | Ph.: 0124-4777000, Mobile No.: 9891424242, 7533033001
 Dr. Neena Sikka
 Dr. Rajbir Singh Chauhan
 Sr. Consultant & Head Radiology
 (MBBS, DNB Radio-Diagnosis)
 HMC Regn.HN 17627
 HMC Regn. No. 3527
 (This is only professional opinion and not the diagnosis, Please correlate clinically)

DEPARTMENT OF RADIOLOGY

Patient Name	Mr ABHINAV DAVE	Collection Dt.&Tm.	: 23/10/2021	11.03 AM
Reg No	19591	Uploading Dt.&Tm.	: 23/10/2021	10.04 AM
Age/Sex	34 Years 9 Months 23Days / Male	Printing Dt.&Tm.	: 23/10/2021	11.38 AM
Ref. Doctor	Self	Req. No.	: 21102444	
Type	OPD	Consultant Doctor	: Dr. R.M.O	

ULTRASOUND UPPER ABDOMEN

Liver: Liver is normal in size, shape and echotexture. No focal lesion seen. Intrahepatic biliary radicals are normal.

Gall Bladder: Gall bladder is distended. No calculus seen. Gall bladder shows normal wall thickness. CBD and Portal Vein are normal.

Pancreas: Pancreas is normal in size, shape and echotexture. No peri-pancreatic collection seen.

Spleen: Spleen is normal in size, shape and echotexture.

Kidneys: Both kidneys are normal in size, shape and site. Echotexture of sinus and cortex is normal. No pelvi-calyceal dilatation seen. No calculus/ mass lesion seen. Cortico-medullary differentiation maintained.

No free fluid is noted.

IMPRESSION: No significant abnormality seen.

ADV.: Clinico-Lab correlation



H-Block, Palam Vihar, Gurugram, Haryana - 122017 | Ph.: 0124-4777000 | Mobile No. 9891424242, 7533033001
 Dr. Neena Sikka MBBS, DNB Radio-Diagnosis, HMC Regn. HN 17627
 Dr. Rajbir Singh Chauhan Sr. Consultant & Head Radiology HMC Regn. HN 18527
 (This is only professional opinion and not the diagnosis, Please correlate clinically)

Abhijad V
344/m

QRS : 70 ms
QT / QTcBaz : 382 / 409 ms
PR : 122 ms
P : 106 ms
RR / PP : 868 / 869 ms
P / QRS / T : 27 / -6 / 27 degrees

Normal sinus rhythm
Normal ECG

