

REVIVAL

DIAGNOSTICS



Name	PARMAR KIRAN KALABHAI	Age/Gender	37Yrs/Male
Reg No.	9244/23	Receipt No	5766
Referred By	Bank of Baroda (BOB) - MEDI WHEEL(PKG10000240)	Mode of Payment	CREDIT
Collection Type	CENTER	Collection DateTime	26-Aug-2023 08:33 AM

USG OF ABDOMEN & PELVIS

LIVER:

Liver is normal in size and increased echotexture.
No evidence of focal SOL or dilatation of IHBR seen.
Portahepatis appear normal.

GALLBLADDER:

Gallbladder appeared normal. No calculus or mass lesion seen.

PANCREAS:

Pancreas appears normal in size and echotexture.
No focal lesion, mass or pancreatitis.

SPLEEN:

Spleen appears normal in size and echotexture.

PARAAORTIC REGION:

Aorta grossly appears normal.
No paraaortic lymphnodes seen.

KIDNEYS:

Both kidneys appear normal in size, shape and in position.
Cortex and collecting system of both kidneys appears normal.
No evidence of calculus or obstructive uropathy on either side.

URINARY BLADDER:

Bladder appears normal. No calculus or mass lesion is seen.

PROSTATE:

Prostate appears normal in size and echotexture.
No evidence of free fluid in pelvis.

COMMENTS:

fatty liver

Dr. Chirag K. Patel

MBBS-DMPD

Reg. No. G-23509

Revival Diagnostic

4th Floor, Adajan Pal, Surat
Radiologist

Nr. Star Bazar, Hazira Main Road,

Adajan, Surat-395009.

Mo. 97266 726683

Laboratory Test Result are Subject to technical limitation and should be clinically correlate for final diagnosis

📍 4th Floor, Aqua Corridor, Hazira Road, Adajan Pal, Surat-395009.

☎ 0261 2747788, 9825947712 📧 revivaldiagnostics.surat@gmail.com 🌐 www.revivaldiagnostics.com

This medical report is not intended for medico-legal purposes.



HEALTH CHECK-UP SUMMARY

Name: Khan Purno

Date: 26/08/23

Email ID: _____

Sex: M Age: 37 Years Contact No: 705456889 Remarks:

Under-weight	<input type="checkbox"/>
Normal	<input type="checkbox"/>
Over-weight	<input checked="" type="checkbox"/>

i> BMI

Height (in Cm): <u>168</u>	Weight (in Kg): <u>85</u>	BMI: <u>29.4</u>	
----------------------------	---------------------------	------------------	--

ii> Blood Pressure & Pulse

120/80 mm/hg
84/min.

If high or low, whether the person is on medication: YES / NO

iii> Blood Tests & Lung Function Remarks

RS } ⊕
CVS } ⊕
CNS } ⊕

If abnormal, whether the person is on medication: YES / NO

iv> Eye Test Remarks

Eye Test: ⊕ G/G ⊕ G/G
Color Vision: ⊕

v> Heart Disease

Whether any specific heart ailment detected (ECG findings):
Normal

vi> Any other problems needing attention / Overall Assessment:

NO

O.K. Patel
Signature of the Doctor

Revival Diagnostic

401, Aqua Corridor,
B/s. Star Bazar, Surat-395009
Mo, 91062-28601

Laboratory Test Result are Subject to technical limitation and should be clinically correlate for final diagnosis

4th Floor, Aqua Corridor, Hazira Road, Adajan Pal, Surat-395009.

☎ 0261 2747788, 9825947712 ✉ revivaldiagnostics.surat@gmail.com 🌐 www.revivaldiagnostics.com

This medical report is not intended for medico-legal purposes.



NAME: Rohan Palmer

EMP ID

SEX: M

AGE: 27

DEPARTMENT OF OPHTHALMOLOGY

EYE TEST:

1. VISION:

RIGHT EYE - 6/6

LEFT EYE - 6/6

2. COLOR VISION:

RIGHT EYE - 2

LEFT EYE - 3

3. NIGHT VISION:

RIGHT EYE - 0

LEFT EYE - 0

REMARKS:

Revival Diagnostic
401, Aqua Corridor,
Ophthalmologist & Optometrist
W/s. Star Bank, Surat-395009
Mo. 97062-28501

Laboratory Test Result are Subject to technical limitation and should be clinically correlate for final diagnosis

401, Aqua Corridor, Hazira Road, Adajan Pal, Surat-395009.

☎ 0261 2747788, 9825947712 ✉ revivaldiagnostics.surat@gmail.com 🌐 www.revivaldiagnostics.com

This medical report is not intended for medico-legal purposes.



Dental Assessment Form

NAME Kiran Pahlant
AGE 37

DATE 20/08/23
SEX -M

* CHIEF COMPLAINT

A CLINICAL FEATURES :- normal

1 CAVIES :- }
2 MISSING TOOTH :- } no
3 MALOCCLUSION :- }
4 FILLING :- }

B DIAGNOSIS :- normal

C PERSONAL HISTORY :- Hygienic

D PROVISIONAL D/G :- (2)

E MEDICAL HISTORY :- no

F FINAL D/G :- normal

G TREATMENT PLAN :- no

CLINT SIGN

Revival Diagnostic

401, Aqua Corridor, Hazira Road, Adajan Pal, Surat-395009
DOCTOR / AGENT
B/S. Star Bldg, Surat-395009
Mo. 91062-28601

Laboratory Test Result are Subject to technical limitation and should be clinically correlate for final diagnosis

4th Floor, Aqua Corridor, Hazira Road, Adajan Pal, Surat-395009.

☎ 0261 2747788, 9825947712 ✉ revivaldiagnostics.surat@gmail.com 🌐 www.revivaldiagnostics.com

This medical report is not intended for medico-legal purposes.



Name	PARMAR KIRAN KALABHAI	Age/Gender	37Yrs/Male
Reg No.	9244/23	Receipt No	5766
Referred By	Bank of Baroda (BOB) - MEDI WHEEL(PKG10000240)	Mode of Payment	CREDIT
Collection Type	CENTER	Collection DateTime	26-Aug-2023 08:42 AM

BLOOD GROUP - 26082374 Released at 26-Aug-2023 12:28 PM

Parameter	Result	Biological Ref.Range	Method
-Blood Group	"O"		
-Rh Factor	POSITIVE		

CBC - 26082372 Released at 26-Aug-2023 11:11 AM

Parameter	Result	Biological Ref.Range	Method
-Haemoglobin	12.8 gm/dL	L (13.5 - 18 gm/dL)	Auto
-RBC Count	4.64 mill/cumm	(4.6 - 6.2 mill/cumm)	Auto
-Total WBC Count	6400 /cumm	(4000 - 10000 /cumm)	Auto
-Platelet Count	2.58 lakh/cumm	(1.5 - 4.5 lakh/cumm)	Auto

Blood Indices

-HCT	40.2 %	(40 - 55 %)	Auto
-MCV	85.0 fl	(80 - 92 fl)	Auto
-MCH	27.6 pg	(27 - 31 pg)	Auto
-MCHC	32.4 gm/dL	(32 - 36 gm/dL)	Auto
-RDW	12.7 %	(11 - 15 %)	Auto

Diff WBC Count

-Polymorphs	49 %	(40 - 80 %)	Microscopically
-Lymphocytes	46 %	H (20 - 40 %)	Microscopically
-Eosinophils	03 %	(1 - 6 %)	Microscopically
-Monocytes	02 %	(2 - 7 %)	Microscopically
-Basophils	00 %	(0 - 1 %)	Microscopically
-PLATELET ON SMEAR	Adequate		Microscopically
-MALARIAL PARASITES	Malarial Parasites Not Detected		Microscopically

[Test performed on Fully Automated Hematology Analyzer ERBA H-360]

Revival Diagnostics

401-Aqua Corridor,
Beside Star Bazar, Adajan,
Surat-395009. Mo. 9825947717

Dr. Shivangi Gandhi
M.B.B.S, M.D (Pathology)

Laboratory Test Result are Subject to technical limitation and should be clinically correlate for final diagnosis

4th Floor, Aqua Corridor, Hazira Road, Adajan Pal, Surat-395009.

☎ 0261 2747788, 9825947712 ✉ revivaldiagnostics.surat@gmail.com 🌐 www.revivaldiagnostics.com

This medical report is not intended for medico-legal purposes.



Name	PARMAR KIRAN KALABHAI	Age/Gender	37Yrs/Male
Reg No.	9244/23	Receipt No	5766
Referred By	Bank of Baroda (BOB) - MEDI WHEEL(PKG10000240)	Mode of Payment	CREDIT
Collection Type	CENTER	Collection DateTime	26-Aug-2023 08:42 AM

ESR - 26082372 Released at 26-Aug-2023 11:11 AM

Parameter	Result	Biological Ref.Range	Method
-E.S.R	08 mm/hr	(1 - 10 mm/hr)	



Revival Diagnostics

401-Aqua Corridor,
Beside Star Bazar, Adajan,
Surat-395009. Mo. 9825947717

Dr. Shivangi Gandhi
M.B.B.S, M.D (Pathology)

Laboratory Test Result are Subject to technical limitation and should be clinically correlate for final diagnosis

📍 4th Floor, Aqua Corridor, Hazira Road, Adajan Pal, Surat-395009.

☎ 0261 2747788, 9825947712 ✉ revivaldiagnostics.surat@gmail.com 🌐 www.revivaldiagnostics.com

This medical report is not intended for medico-legal purposes.



Name	PARMAR KIRAN KALABHAI	Age/Gender	37Yrs/Male
Reg No.	9244/23	Receipt No	5766
Referred By	Bank of Baroda (BOB) - MEDI WHEEL(PKG10000240)	Mode of Payment	CREDIT
Collection Type	CENTER	Collection DateTime	26-Aug-2023 08:42 AM

FBS & PPBS - 26082373 Released at 26-Aug-2023 03:34 PM

Parameter	Result	Biological Ref.Range	Method
-Fasting Blood Sugar (FBS)	88 mg/dL	70-100 mg/dl Impaired Tolerance:100-125 Diabetes Mellitus:>=126 (On more than one occasion) (American diabetes association guidelines 2022)	
-Fasting Urine Sugar	Absent		
-Fasting Urine Acetone	Absent		
-PPBS	120 mg/dL	(90 - 140 mg/dL)	
-PP2BS URINE SUGAR	Absent		
-PP2BS URINE ACETONE	Absent		

HBA1C - 26082372 Released at 26-Aug-2023 03:34 PM

Parameter	Result	Biological Ref.Range	Method
-HBA1C	5.3 %	HbA1C Degree of Glucose Control <5.6 % Non Diabetics 5.7 - 6.4 % Prediabetics > =6.5 % Diabetics (REF:Wallace, 11th Edition) REMARKS: 6 - 7 % Excellent Control 7 - 8 % Good Control 8 - 10 % Unsatisfactory Control >10 % Poor Control	Boronate Affinity
-Method[]		High Performance Liquid Chromatography (HPLC)	

Revival Diagnostics

401-Aqua Corridor,
Beside Star Bazar, Adajan,
Surat-395009. Mo. 9825947717

Dr. Shivangi Gandhi
M.B.B.S, M.D (Pathology)

Laboratory Test Result are Subject to technical limitation and should be clinically correlate for final diagnosis

4th Floor, Aqua Corridor, Hazira Road, Adajan Pal, Surat-395009.

0261 2747788, 9825947712 revivaldiagnostics.surat@gmail.com www.revivaldiagnostics.com

This medical report is not intended for medico-legal purposes.



Name	PARMAR KIRAN KALABHAI	Age/Gender	37Yrs/Male
Reg No.	9244/23	Receipt No.	5766
Referred By	Bank of Baroda (BOB) - MEDI WHEEL(PKG10000240)	Mode of Payment	CREDIT
Collection Type	CENTER	Collection DateTime	26-Aug-2023 08:42 AM

LIVER FUNCTION TEST (LFT) - 26082374 Released at 26-Aug-2023 12:57 PM

Parameter	Result	Biological Ref.Range	Method
-Serum Total Bilirubin	0.5 mg/dL	(0 - 1.3 mg/dL)	Diazo
-Serum Direct Bilirubin	0.2 mg/dL	(0 - 0.4 mg/dL)	Diazo
-Serum InDirect Bilirubin	0.3 mg/dL	(0.1 - 1.3 mg/dL)	Calculated
-Total Protein (TP)	6.7 gm/dL	(6.4 - 8.3 gm/dL)	Biuret
-Albumin (ALB)	4.3 gm/dL	(3.5 - 5.2 gm/dL)	BCG
-Globulin	2.4 gm/dL	(2.3 - 3.6 gm/dL)	Calculated
-A/G Ratio	1.79 gm/dL	(1 - 2.3 gm/dL)	Calculated
-SGPT(ALT)	51 U/L	H (5 - 45 U/L)	IFCC, Kinetic without Pyridoxal Phosphate
-SGOT (AST)	31 U/L	(0 - 35 U/L)	IFCC, Without Pyridoxal Phosphate
-Alkaline Phosph.	62 U/L	(42 - 128 U/L)	ALP-AMP
-GGT	42 U/L	(5 - 50 U/L)	Glopa-C

[Test performed on Fully Automated Biochemistry Analyzer ERBA EM200]

Revival Diagnostics

401-Aqua Corridor,
Beside Star Bazar, Adajan,
Surat-395009. Mo. 9825947717

Dr. Shivangi Gandhi
M.B.B.S, M.D (Pathology)

Laboratory Test Result are Subject to technical limitation and should be clinically correlate for final diagnosis

4th Floor, Aqua Corridor, Hazira Road, Adajan Pal, Surat-395009.

☎ 0261 2747788, 9825947712 ✉ revivaldiagnostics.surat@gmail.com 🌐 www.revivaldiagnostics.com

This medical report is not intended for medico-legal purposes.



Name	PARMAR KIRAN KALABHAI	Age/Gender	37Yrs/Male
Reg No.	9244/23	Receipt No	5766
Referred By	Bank of Baroda (BOB) - MEDI WHEEL(PKG10000240)	Mode of Payment	CREDIT
Collection Type	CENTER	Collection DateTime	26-Aug-2023 08:42 AM

Creatinine - 26082374 Released at 26-Aug-2023 12:58 PM

Parameter	Result	Biological Ref.Range	Method
-Creatinine	0.8 mg/dL	{0.6 - 1.4 mg/dL}	ENZYMATIC

BUN - 26082374 Released at 26-Aug-2023 12:58 PM

Parameter	Result	Biological Ref.Range	Method
-Blood Urea Nitrogen (BUN)	12 mg/dL	{6 - 20 mg/dL}	Calculated

Uric Acid - 26082371 Released at 26-Aug-2023 12:58 PM

Parameter	Result	Biological Ref.Range	Method
-Uric Acid	7.5 mg/dL	H {3.5 - 7.2 mg/dL}	Uricase-POD



REVIVAL DIAGNOSTICS

Revival Diagnostics

401-Aqua Corridor,
Beside Star Bazar, Adajan,
Surat-395009. Mo. 9825947717

Dr. Shivangi Gandhi
M.B.B.S, M.D (Pathology)

Laboratory Test Result are Subject to technical limitation and should be clinically correlate for final diagnosis

📍 4th Floor, Aqua Corridor, Hazira Road, Adajan Pal, Surat-395009.

☎ 0261 2747788, 9825947712 📧 revivaldiagnostics.surat@gmail.com 🌐 www.revivaldiagnostics.com

This medical report is not intended for medico-legal purposes.



Name	PARMAR KIRAN KALABHAI	Age/Gender	37Yrs/Male
Reg No.	9244/23	Receipt No	5766
Referred By	Bank of Baroda (BOB) - MEDI WHEEL(PKG10000240)	Mode of Payment	CREDIT
Collection Type	CENTER	Collection DateTime	26-Aug-2023 08:42 AM

Lipid Profile - 26082374 Released at 26-Aug-2023 12:58 PM

Parameter	Result	Biological Ref.Range	Method
-Serum Cholesterol	177 mg/dL	Desirable < 200 mg/dl Borderline High : 200-239 mg/dl High : > 240 mg/dl	CHOD-PAP
-Serum Triglyceride	194 mg/dL	Normal < 150 mg/dl Borderline High : 150 - 199 mg/dl High : 200 - 499 mg/dl Very High : 500 mg/dl	GPO-POD Method
-Serum HDL(Direct)	50 mg/dL	Normal :> 55 mg/dl Borderline : 35-55 mg/dl Undesirable: < 35 mg/dl	PVS-PEGWE Precipitation with CHOD-POD
-Serum VLDL	39 mg/dL	H (5 - 30 mg/dL)	Calculated
-Serum LDL(Direct)	88 mg/dL	Optimal:< 100 mg/dl Above Optimal : 100- 129 mg/dl Borderline High : 130-159 mg/dl High :> 160-189mg/dl Very High : >190 mg/dl	Calculated
-Chol/HDL	3.54	Low risk: <3.8 Medium Risk: 3.8 to 5.9 High Risk: > 6	Calculated
-LDL/Chol	2.01	Low risk: <3.55 Medium Risk: 3.55 to 4.0 High Risk: > 6	Calculated

[Test performed on Fully Automated Biochemistry Analyzer ERBA EM200]

Revival Diagnostics

401-Aqua Corridor,
Beside Star Bazar, Adajan,
Surat-395009. Mo. 9825947717

Dr. Shivangi Gandhi
M.B.B.S, M.D (Pathology)

Laboratory Test Result are Subject to technical limitation and should be clinically correlate for final diagnosis

4th Floor, Aqua Corridor, Hazira Road, Adajan Pal, Surat-395009.

0261 2747788, 9825947712 revivaldiagnostics.surat@gmail.com www.revivaldiagnostics.com

This medical report is not intended for medico-legal purposes.



Name	PARMAR KIRAN KALABHAI	Age/Gender	37Yrs/Male
Reg No.	9244/23	Receipt No	5766
Referred By	Bank of Baroda (BOB) - MEDI WHEEL(PKG10000240)	Mode of Payment	CREDIT
Collection Type	CENTER	Collection DateTime	26-Aug-2023 08:42 AM

Urine Routine & Micro Examination - 26082376 Released at 26-Aug-2023 01:16 PM

Parameter	Result	Biological Ref.Range	Method
Physical Examination			
-Quantity	25		Manual
-Colour	Pale Yellow	Pale Yellow	Manual
-Appearance	Clear	Clear	Manual
-Reaction (pH)	Acidic		Dipstick
-Specific Gravity	1.030		Dipstick
Chemical Examination			
-Proteins.	Absent		Dipstick
-Sugar	Absent		Dipstick
-Acetone.	Absent		Dipstick
-Bile Salts	Absent	Absent	Dipstick
-Bile Pigments	Absent	Absent	Dipstick
-Occult Blood Test (OBT).	Negative		Dipstick
Microscopic Examination			
-Pus Cells	1-2		Microscopically
-Red Blood Cells	Absent		Microscopically
-Epithelial Cells	1-2		Microscopically
-Bacteria.	Absent		Microscopically
-Crystals	Absent	Absent	Microscopically
-Others	NIL	Absent	Microscopic Examination

Revival Diagnostics

401-Aqua Corridor,
Beside Star Bazar, Adajan,
Surat-395009. Mo. 9825947717

Dr. Shivangi Gandhi
M.B.B.S, M.D (Pathology)

Laboratory Test Result are Subject to technical limitation and should be clinically correlate for final diagnosis

4th Floor, Aqua Corridor, Hazira Road, Adajan Pal, Surat-395009.

0261 2747788, 9825947712 revivaldiagnostics.surat@gmail.com www.revivaldiagnostics.com

This medical report is not intended for medico-legal purposes.



Name	PARMAR KIRAN KALABHAI	Age/Gender	37Yrs/Male
Reg No.	9244/23	Receipt No	5766
Referred By	Bank of Baroda (BOB) - MEDI WHEEL(PKG10000240)	Mode of Payment	CREDIT
Collection Type	CENTER	Collection DateTime	26-Aug-2023 08:42 AM

Total T3 T4 TSH - 26082374 Released at 26-Aug-2023 12:38 PM

Parameter	Result	Biological Ref.Range	Method
-Total T3	1.33 ng/ml	(0.87 - 1.78 ng/ml)	Fluorescence Enzyme Immunoassay
-Total T4	9.14 ug/dl	(4.6 - 11 ug/dl)	Fluorescence Enzyme Immunoassay
-TSH	2.91 uIU/ml	0.50 - 5.50 uIU/ml 5.5 to 15 ul U/ml - Suggested	Fluorescence Enzyme Immunoassay


Clinical co-relation or Repeat test with new sample as physiological factors can give false high TSH
Above 15uIU/ml Hypothyroid
PREGNANT WOMEN normal ranges for TSH:
1st Trimester : 0.0878 - 2.8293 uIU/ml
2nd Trimester : 0.1998 - 2.7915 uIU/ml
3rd Trimester : 0.307 - 2.9028 uIU/ml
Ref: TIETZ Fundamentals of Clinical Chemistry

[Test performed on Fully Automated Immunology Analyzer Maglumi-600]

Revival Diagnostics

401-Aqua Corridor,
Beside Star Bazar, Adajan,
Surat-395009. Mo. 9825947712

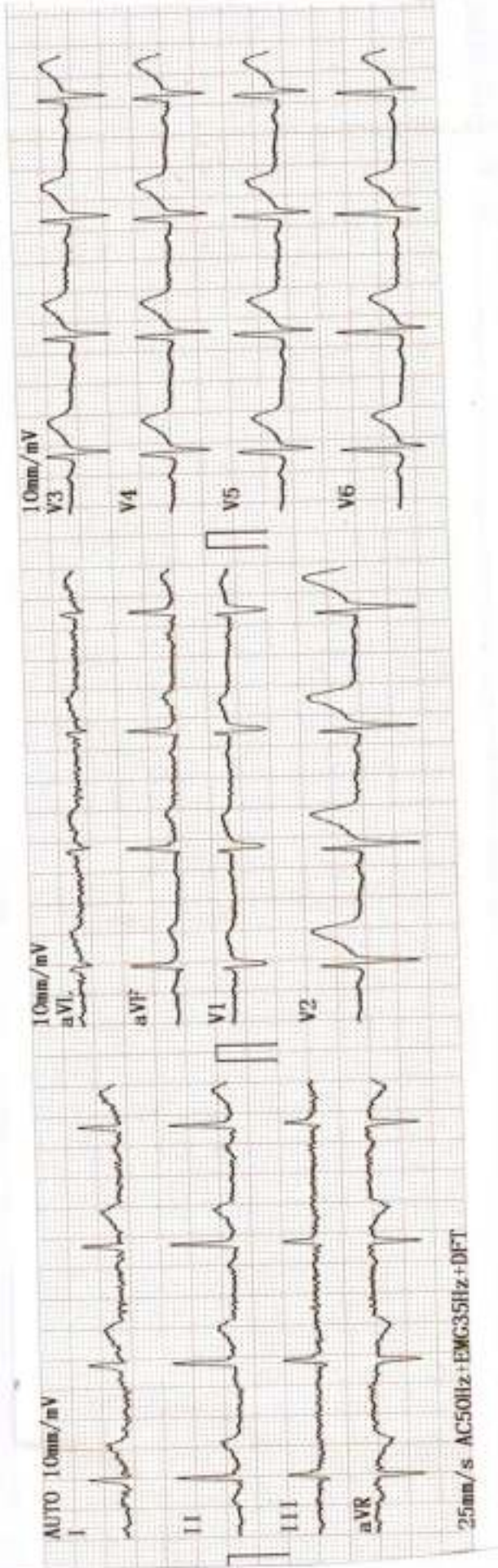
Laboratory Test Result are Subject to technical limitation and should be clinically correlate for final diagnosis


Dr. Shivangi Gandhi
M.B.B.S, M.D (Pathology)

4th Floor, Aqua Corridor, Hazira Road, Adajan Pal, Surat-395009.

0261 2747788, 9825947712 revivaldiagnostics.surat@gmail.com www.revivaldiagnostics.com

This medical report is not intended for medico-legal purposes.



2023-08-26 09:33 << Conclusions >>

10mm/mV	10mm/mV	10mm/mV	10mm/mV	10mm/mV	10mm/mV
I	aVL	aVF	V1	V2	V3
II	aVF	V1	V2	V3	V4
III	V1	V2	V3	V4	V5
aVR	V2	V3	V4	V5	V6

25mm/s

ID : KRAN
 Name : M A I E
 Sex : M
 Height : 168
 SYS :
 DIA :
 HR : 77 bpm
 PR Interval : 177 ms
 P Duration : 120 ms
 QRS Duration : 75 ms
 T Duration : 200 ms
 QT/QTc : 340/385 ms
 P/QRS/T Axis : 41.0/56.4/29.2 deg
 R (V5)/S(V1) : 0.78/0.56 mV
 R (V5)+S(V1) : 1.33 mV

Cardiac electric ax
 **Report need physi
 Physician

DR. ADITYA S. BORA
 MBBS, DNB, PGDCC
 PHYSICIAN & CLINICAL CARDIOLOGIST
 G-54906

Revival Diagnostics
 401-Aqua Corridor,
 Beside Star Bazar, Adajan,
 Surat-395009. Mo. 9825947712

REVIVAL

DIAGNOSTICS



Name	PARMAR KIRAN KALABHAI	Age/Gender	37Yrs/Male
Reg No.	9244/23	Receipt No	5766
Referred By	Bank of Baroda (BOB) - MEDI WHEEL(PKG10000240)	Mode of Payment	CREDIT
Collection Type	CENTER	Collection DateTime	26-Aug-2023 08:43 AM

Ecg

1. The rhythm is sinus.
2. Heart rate is 77 beats per minute.
3. Normal P,QRS,T wave axis.
4. Normal PR,QRS,Q.T. Duration.
5. No pathological q wave or ST-T changes seen.
6. No evidence of chamber hypertrophy or enlargement seen.

IMPRESSION : ECG WITHIN NORMAL LIMITS

Revival Diagnostics
401-Aqua Corridor,
Beside Star Bazar, Adajan,
Surat-395009. Mo. 9825947712


DR. ADITYA S. BORA
MBBS, DNB, PGDCC
PHYSICIAN & CLINICAL CARDIOLOGIST
G-54906

REVIVAL
DIAGNOSTICS

Laboratory Test Result are Subject to technical limitation and should be clinically correlate for final diagnosis

📍 4th Floor, Aqua Corridor, Hazira Road, Adajan Pal, Surat-395009.

☎ 0261 2747788, 9825947712 📧 revivaldiagnostics.surat@gmail.com 🌐 www.revivaldiagnostics.com

This medical report is not intended for medico-legal purposes.

REVIVAL

DIAGNOSTICS



Name	PARMAR KIRAN KALABHAI	Age/Gender	37Yrs/Male
Reg No.	9244/23	Receipt No	5766
Referred By	Bank of Baroda (BOB) - MEDI WHEEL(PKG10000240)	Mode of Payment	CREDIT
Collection Type	CENTER	Collection DateTime	26-Aug-2023 08:43 AM

2D ECHO 2D ECHOCARDIOGRAPHY & COLOR DOPPLER REPORT

INDICATION: Preventive Health check up

- **CARDIAC CHAMBERS :** Left Ventricle : Normal size , Left Atrium: Normal size.
- NO e/o thrombus in LA/LV
- Right Atrium: Normal size. Right Ventricle: Normal Size,
- Normal Right Ventricular function. (TAPSE=20mm)
- Normal Left Ventricular systolic function. LVEF = 60%
- No regional wall abnormality. No thinning / scarring / dyskinesia of LV wall
- No Left Ventricular Hypertrophy. (IVSd= 10 mm),
- LV Compliance:
- NO Left Ventricular Diastolic Dysfunction [LVDD].

VALVES :

- Structurally Normal Mitral valve/ Aortic valve/Tricuspid valve/ Pulmonary valve .
- No significant Valvular Stenosis
- Doppler findings: AV max = 1.23 m/s, PV max = 0.91 m/s.
- Trivial MR, Trivial Tricuspid regurgitation.
- No Pulmonary Arterial Hypertension. PASP by TRjet vel.method = 24 mmHg.
- SEPTAE: IAS / IVS Appear Intact.
- IVC : Normal in dimension and shows good inspiratory 13mm collapse.
- OTHERS: No e/o Pericardial effusion / vegetation.

IMPRESSION:

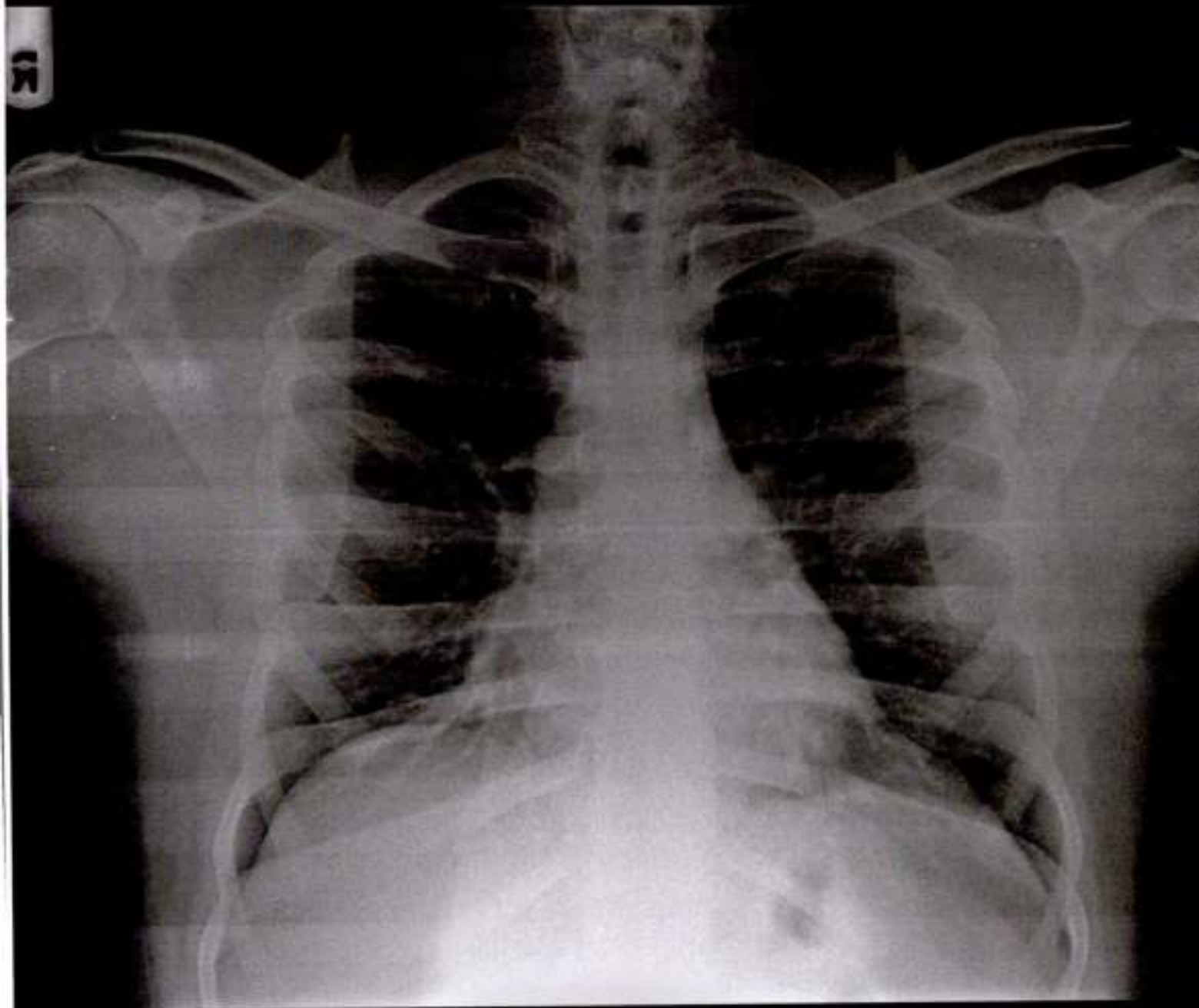
NORMAL LV SYSTOLIC FUNCTION, LVEF= 60 %, NO RWMA,
NO LVH , NO LVDD , NO PAH.

Revival Diagnostics
401-Aqua Corridor,
Beside Star Bazar, Adajan,
Surat-395009. Mo. 9825947712

DR. ADITYA S. BORA
MBBS, Signature
PHYSICIAN & CLINICAL CARDIOLOGIST
G-54906

Laboratory Test Result are Subject to technical limitation and should be clinically correlate for final diagnosis

☎ 0261 2747788, 9825947712 ✉ revivaldiagnostics-surat@gmail.com 🌐 www.revivaldiagnostics.com
This medical report is not intended for medico-legal purposes.



PARMAR KIRAN KALABHAI 37 YRS 26/08/2023
REVIVAL DIAGNOSTICS-SURAT



REVIVAL

DIAGNOSTICS



Name	PARMAR KIRAN KALABHAI	Age/Gender	37Yrs/Male
Reg No.	9244/23	Receipt No	5766
Referred By	Bank of Baroda (BOB) - MEDI WHEEL(PKG10000240)	Mode of Payment	CREDIT
Collection Type	CENTER	Collection DateTime	26-Aug-2023 08:33 AM

CHEST RADIOGRAPH (PA VIEW)

- Hilar shadows are within normal limits.
- Pulmonary vasculature appears normal.
- Cardiac appears normal in size.
- Both domeh of the diaphragm are smooth.
- Both costophrenic recesses are clear.
- Both lung fields appear normal.
- Visualized bones and soft tissue shadows appear normal.

IMPRESSION: NORMAL STUDY.

DR.CHIRAG K PATEL
RADIOLOGIST

REVIVAL
DIAGNOSTICS

Dr. Chirag K. Patel
MBBS-DMPD
Reg. No. G-23509
Revival Diagnostic
4th Floor, Aqua Corridor, Hazira main Road,
Nr. Star Bazar, Adajan, Surat-395009.
Mo. 97266 726683

Laboratory Test Result are Subject to technical limitation and should be clinically correlate for final diagnosis

4th Floor, Aqua Corridor, Hazira Road, Adajan Pal, Surat-395009.

0261 2747788, 9825947712 revivaldiagnostics.surat@gmail.com www.revivaldiagnostics.com

This medical report is not intended for medico-legal purposes.