

Patient Name : **MRS. LATA RAVINDRA MATHUR**
Patient ID : 35373
Age / Sex : 55 years / Female
Referred by : MEDIWHEEL
Bill ID : 60691

Collected : Mar 26, 2022, 10:11 a.m.
Reported : Mar 26, 2022, 05:13 p.m.
Sample ID :



170870

Test Description	Results	Units	Biological Reference Range
------------------	---------	-------	----------------------------

TOTAL TRIIODOTHYRONINE (T3)

Sample Type : Serum

TotalTriiodothyronine (T3) [CLIA]	1.20	ng/dL	0.69 - 2.15
--	------	-------	-------------

****END OF REPORT****

Dr. Sudhamani S. MD
Consultant Pathologist
Reg. No. : 90461

Patient Name : **MRS. LATA RAVINDRA MATHUR**
Patient ID : 35373
Age / Sex : 55 years / Female
Referred by : MEDIWHEEL
Bill ID : 60691

Collected : Mar 26, 2022, 10:11 a.m.
Reported : Mar 26, 2022, 05:13 p.m.
Sample ID :



Test Description	Results	Units	Biological Reference Range
------------------	---------	-------	----------------------------

SR. URIC ACID

Sample Type : Serum

Uric Acid [Uricase - POD]	5.40	mg/dl	2.5 - 6.8
---------------------------------------	------	-------	-----------

Technique :- Done On Fully Automated Biochemistry Analyser ERBA EM-200.

END OF REPORT



Dr. Sudhamani S. MD
Consultant Pathologist
Reg. No. : 90461

Patient Name : **MRS. LATA RAVINDRA MATHUR**
Patient ID : 35373
Age / Sex : 55 years / Female
Referred by : MEDIWHEEL
Bill ID : 60691

Collected : Mar 26, 2022, 10:11 a.m.
Reported : Mar 26, 2022, 05:13 p.m.
Sample ID :



170870

Test Description	Results	Units	Biological Reference Range
<u>GLYCOCYLATED HAEMOGLOBIN</u>			
Sample Type : EDTA / Whole Blood			
Glycocyalted Haemoglobin (HbA1c) [Tosoh HPLC]	6.0	%	<5.7%NON DIABETIC 5.7-6.4% PRE-DIABETIC >6.5% DIABETIC <7.0% GOAL FOR DIABETIC ON TREATMENT
MEAN BLOOD GLUCOSE	125.50	mg/dL	116.89 - 154.2

END OF REPORT



Dr. Sudhamani S. MD
Consultant Pathologist
Reg. No. : 90461

Patient Name : **MRS. LATA RAVINDRA MATHUR**
Patient ID : 35373
Age / Sex : 55 years / Female
Referred by : MEDIWHEEL
Bill ID : 60691

Collected : Mar 26, 2022, 10:11 a.m.
Reported : Mar 26, 2022, 05:13 p.m.
Sample ID :



Test Description	Results	Units	Biological Reference Range
------------------	---------	-------	----------------------------

BLOOD GROUP

Sample Type : EDTA / Whole Blood

ABO Grouping

"A"

Rh Grouping

POSITIVE

Note:


These report is for information purpose only. Blood group needs to be reconfirmed at the time of cross matching for blood transfusion.

END OF REPORT



Dr. Sudhamani S. MD
Consultant Pathologist
Reg. No. : 90461

Patient Name : **MRS. LATA RAVINDRA MATHUR**
Patient ID : 35373
Age / Sex : 55 years / Female
Referred by : MEDIWHEEL
Bill ID : 60691

Collected : Mar 26, 2022, 10:11 a.m.
Reported : Mar 26, 2022, 05:13 p.m.
Sample ID : 
170870

Test Description	Results	Units	Biological Reference Range
------------------	---------	-------	----------------------------

URINE ANALYSE REPORT

Sample Type : Urine

PHYSICAL EXAMINATION

COLOUR	Pale Yellow	
APPEARANCE	Clear	
REACTION (PH)	6.0	5.0-7.5
SPECIFIC GRAVITY	1.020	1.010 - 1.030
ALBUMIN	Absent	
GLUCOSE	Absent	
BLOOD (U)	Absent	
BILE PIGMENTS	Negative	
BILE SALTS	Absent	
KETONE	Negative	
LEUKOCYTES	Absent	
NITRITE	Absent	
UROBILINOGEN	Negative	

MICROSCOPY

PUS CELLS/hpf	1-2
RBCs/hpf	Absent
EPI.CELLS/hpf	1-2
CASTS	Absent
CRYSTALS	Absent
BACTERIA	Absent
Other	Absent

END OF REPORT



Dr. Sudhamani S. MD
Consultant Pathologist
Reg. No. : 90461

Patient Name : **MRS. LATA RAVINDRA MATHUR**
Patient ID : 35373
Age / Sex : 55 years / Female
Referred by : MEDIWHEEL
Bill ID : 60691

Collected : Mar 26, 2022, 10:11 a.m.
Reported : Mar 26, 2022, 05:13 p.m.
Sample ID :



170870

Test Description	Results	Units	Biological Reference Range
<u>FASTING BLOOD SUGAR</u>			
Sample Type : Flouride R			
Fasting Blood Sugar [GOD - POD]	114.00	mg/dl	Normal : 70 - 99 mg/dl impaired Tolerance : 100 - 125mg/dl Diabetes Mellitus : >126 mg/dl
Technique :-	Fully Automated Biochemistry Analyser ERBA EM-200		

END OF REPORT



Dr. Sudhamani S. MD
Consultant Pathologist
Reg. No. : 90461

Patient Name : **MRS. LATA RAVINDRA MATHUR**
Patient ID : 35373
Age / Sex : 55 years / Female
Referred by : MEDIWHEEL
Bill ID : 60691

Collected : Mar 26, 2022, 10:11 a.m.
Reported : Mar 26, 2022, 05:13 p.m.
Sample ID :



Test Description	Results	Units	Biological Reference Range
	<u>ESR</u>		
Sample Type : EDTA / Whole Blood			
ESR	15	Mm/hr	0 - 30
Method	Westergren		

END OF REPORT



Dr. Sudhamani S. MD
Consultant Pathologist
Reg. No. : 90461

Patient Name : **MRS. LATA RAVINDRA MATHUR**
Patient ID : 35373
Age / Sex : 55 years / Female
Referred by : MEDIWHEEL
Bill ID : 60691

Collected : Mar 26, 2022, 10:11 a.m.
Reported : Mar 26, 2022, 05:13 p.m.
Sample ID :



170870

Test Description	Results	Units	Biological Reference Range
------------------	---------	-------	----------------------------

LIVER FUNCTION TEST

Sample Type : Serum

TOTAL BILIRUBIN [DIAZO]	0.86	mg/dl	0.3-1.3 mg/dl
BILIRUBIN-DIRECT [DIAZO]	0.40	mg/dl	0.1-0.4 mg/dl
BILLIRUBIN-INDIRECT [CALCULATED]	0.46	mg/dl	0.1-0.9 mg/dl
S.G.O.T. (AST) [IFCC without Pyridoxal Phosphate]	24.70	IU/L	5-40 IU/L
S.G.P.T.(ALT) [IFCC without Pyridoxal Phosphate]	14.90	IU/L	5-40 IU/L
ALKALINE PHOSPHATASE [Amino Methyl Propanol (AMP)]	73.00	IU/L	44-147 IU/L
TOTAL PROTEINS [BIURET]	6.90	IU/L	6.0 - 8.5 g/dL
ALBUMIN [BROMO CRESOL GREEN (BCG)]	3.96	g/dl	3.5-5.0 g/dl
GLOBULIN [CALCULATED]	2.94	gm%	2.3-3.5 gm%
ALBUMIN/GLOBULIN RATIO [CALCULATED]	1.35		
GAMMA GT	15.10	U/L	0 - 45

Technique : Fully Automated Biochemistry Analyser ERBA EM-200

END OF REPORT

Dr. Sudhamani S. MD
Consultant Pathologist
Reg. No. : 90461

Patient Name : **MRS. LATA RAVINDRA MATHUR**
Patient ID : 35373
Age / Sex : 55 years / Female
Referred by : MEDIWHEEL
Bill ID : 60691

Collected : Mar 26, 2022, 10:11 a.m.
Reported : Mar 26, 2022, 05:13 p.m.
Sample ID :



Test Description	Results	Units	Biological Reference Range
------------------	---------	-------	----------------------------

BLOOD UREA LEVEL (BUL)

Sample Type : Serum

Urea	30.50	mg/dl	10 - 40
-------------	-------	-------	---------

[Urease - GLDH]

Bun	14.24	mg/dl	6 - 21
------------	-------	-------	--------


[Calculated]

Technique :- Done On Fully Automated Biochemistry Analyser ERBA EM-200

****END OF REPORT****

Dr. Sudhamani S. MD
Consultant Pathologist
Reg. No. : 90461

Patient Name : **MRS. LATA RAVINDRA MATHUR**
Patient ID : 35373
Age / Sex : 55 years / Female
Referred by : MEDIWHEEL
Bill ID : 60691

Collected : Mar 26, 2022, 10:11 a.m.
Reported : Mar 26, 2022, 05:13 p.m.
Sample ID : 
170870

Test Description	Results	Units	Biological Reference Range
------------------	---------	-------	----------------------------

COMPLETE BLOOD COUNT

Sample Type : EDTA / Whole Blood

Hemoglobin	13.5	g/dl	11.5 - 15.0
RBC COUNT	4.64	Millions/c	3.8 - 4.8
PCV(Hematocrit)	41.7	%	40.0 - 50.0
Mean Cell Volume(MCV)	89.87	fl	80.0 - 100.0
Mean Cell Hemoglobin(MCH)	29.09	pg	27.0 - 32.0
Mean Cell Hb Conc(MCHC)	32.37	g/dl	32 - 36
RDW	13.2	%	11.50 - 14.50
Total Leucocytes (WBC) Count	8030.0	/cumm	4000-11000

DIFFERENTIAL COUNT

Neutrophils	59.3	%	40 - 70
Lymphocytes	31.3	%	20 - 50
Eosionphils	2.5	%	01 - 06
Monocytes	6.6	%	00 - 08
Basophils	0.30	%	00-01

SMEAR STUDY

RBC Morphology	Normocytic Normocromic.		
WBC Morphology	No E/o Toxic granules seen		
Platelets On Smear	Adequate on Smear		
Platelet Count	281000	/cumm	150000 - 450000
MPV	11.9	fL	6.5 - 10.0

Comments :-**Method:-**

HB:-Colorimetric, Total WBC:-Impedance/Flow Cytometry, HCT, MCV, MCH, MCHC, RDW-CV:-Calculate, Diff. Count: Flow Cytometry / Manual Stained Smear Microscopy, RBC: Impedance, Platelets : Impedance Method.

Technique :-

Fully Automated 5 part Diff. Cell Counter .

All Test Results are subjected to stringent international External and Internal Quality Control Protocols

END OF REPORT



Dr. Sudhamani S. MD
Consultant Pathologist
Reg. No. : 90461

Patient Name : **MRS. LATA RAVINDRA MATHUR**
Patient ID : 35373
Age / Sex : 55 years / Female
Referred by : MEDIWHEEL
Bill ID : 60691

Collected : Mar 26, 2022, 10:11 a.m.
Reported : Mar 26, 2022, 05:13 p.m.
Sample ID :



170870

Test Description	Results	Units	Biological Reference Range
------------------	---------	-------	----------------------------

POST PRANDIAL BLOOD SUGAR

Sample Type : Flouride PP

Post Prandial Blood Sugar [GOD - POD]	115.60	mg/dl	110-180
--	--------	-------	---------

Technique :- Done On Fully Automated Biochemistry Analyser ERBA EM-200

****END OF REPORT****

Dr. Sudhamani S. MD
Consultant Pathologist
Reg. No. : 90461

Patient Name : **MRS. LATA RAVINDRA MATHUR**
Patient ID : 35373
Age / Sex : 55 years / Female
Referred by : MEDIWHEEL
Bill ID : 60691

Collected : Mar 26, 2022, 10:11 a.m.
Reported : Mar 26, 2022, 05:13 p.m.
Sample ID :



170870

Test Description	Results	Units	Biological Reference Range
------------------	---------	-------	----------------------------

CREATININE

Sample Type : Serum

Creatinine	0.77	mg/dl	0.40 - 1.40
-------------------	------	-------	-------------

[Enzymatic]


Formula

Technique :- Done On Fully Automated Biochemistry Analyser ERBA EM-200

****END OF REPORT****

Dr. Sudhamani S. MD
Consultant Pathologist
Reg. No. : 90461

Patient Name : **MRS. LATA RAVINDRA MATHUR**
Patient ID : 35373
Age / Sex : 55 years / Female
Referred by : MEDIWHEEL
Bill ID : 60691

Collected : Mar 26, 2022, 10:11 a.m.
Reported : Mar 26, 2022, 05:13 p.m.
Sample ID : 
170870

Test Description	Results	Units	Biological Reference Range
------------------	---------	-------	----------------------------

LIPID PROFILE

Sample Type : Serum

TOTAL CHOLESTEROL [CHOD-PAP]	146.70	mg/dL	Desirable : <200 mg/dl Borderline : 200 - 239mg/dl High : >240 mg/dl
TRIGLYCERIDES [Glycerol Phosphate Oxidase]	111.80	mg/dL	Desirable : <150 mg/dl Borderline : 150 - 199mg/dl High : >200mg/dl
HDL CHOLESTEROL [Direct]	54.10	mg/dL	Desirable : >40 mg/dl Borderline Risk : 35 mg/dl High Risk : <30 mg/dl
LDL CHOLESTEROL [Calculated]	70.24	mg/dL	Desirable : <100 mg/dl Borderline : 130 - 160mg/dl High : >160mg/dl
VLDL Cholesterol [Calculated]	22.36	mg/dL	Desirable : <26 mg/dl Borderline : >30 mg/dl
Total Chol / HDL Chol Ratio [Calculated]	2.71	mg/dL	Desirable : <5 %
LDL / HDL Ratio [Calculated]	1.30		1.00 - 3.55
NON-HDL CHOLESTEROL [Calculated]	92.60	mg/dL	Desirable : <130 mg/dl Borderline : 160 - 189 mg/dl High : >220 mg/dl

Technique: Fully Automated Biochemistry Analyser ERBA EM-200.

****END OF REPORT****

Dr. Sudhamani S. MD
Consultant Pathologist
Reg. No. : 90461

Patient Name : **MRS. LATA RAVINDRA MATHUR**
Patient ID : 35373
Age / Sex : 55 years / Female
Referred by : MEDIWHEEL
Bill ID : 60691

Collected : Mar 26, 2022, 10:11 a.m.
Reported : Mar 26, 2022, 05:13 p.m.
Sample ID :



170870

Test Description	Results	Units	Biological Reference Range
------------------	---------	-------	----------------------------

ULTRASENSITIVE THYROID STIMULATING HORMONE (TSH)

Sample Type : Serum

Ultrasensitive Thyroid Stimulative Hormone (TSH) [CLIA]	2.14	μIU/mL	0.3- 4.5 1st trimester - 0.1 - 2.5μIU/mL 2nd trimester - 0.2 - 3μIU/mL 3rd trimester - 0.3 - 3μIU/mL
---	------	--------	---

Clinical Significance :-

1. Serum TSH concentrations exhibit a diurnal variation with the peak occurring during the night.
2. Useful for: Screening for thyroid dysfunction and detecting mild (subclinical), as well as overt, primary hypo- or hyperthyroidism in ambulatory patients.
3. Monitoring patients on thyroid replacement therapy.
4. Confirmation of thyroid-stimulating hormone (TSH) suppression in thyroid cancer patients on thyroxine suppression therapy.
5. Prediction of thyrotropin-releasing hormone-stimulated TSH response.

END OF REPORT



Dr. Sudhamani S. MD
Consultant Pathologist
Reg. No. : 90461

Patient Name : **MRS. LATA RAVINDRA MATHUR**
Patient ID : 35373
Age / Sex : 55 years / Female
Referred by : MEDIWHEEL
Bill ID : 60691

Collected : Mar 26, 2022, 10:11 a.m.
Reported : Mar 26, 2022, 05:13 p.m.
Sample ID :



170870

Test Description	Results	Units	Biological Reference Range
------------------	---------	-------	----------------------------

TOTAL THYROXINE (T4)

Sample Type : Serum

Total Thyroxine (T4) [CLIA]	112.2	ng/ml	52 - 127
------------------------------------	-------	-------	----------

****END OF REPORT****

Dr. Sudhamani S. MD
Consultant Pathologist
Reg. No. : 90461