



ADARSH DIAGNOSTICS

ISO 9001 : 2015 CERTIFIED

D.No. 29-3-23, Flat No : 102, Opp. I.V. Palace Road, Sri Ranga Heights,
Ground Floor, Kaleswara Rao Road, Governorpet,
VIJAYAWADA - 520 002. ☎ (0866) 6664639, Fax : 2431916

BOB

Name of the life to be Assured:-G.RAVI KUMAR Age:-37/M

BLOOD EXAMINATION REPORT

FASTING BLOOD SUGAR(FBS):	94 mg%	(N.VALUE:60 – 100 mg%)
POST PRANDRLAL BLOOD SUGAR:	140 mg%	(N.VALUE:60-150 mg%)
S.CHOLESTEROL	: 189 mg%	(N.VALUE:130 – 250 mg%)
S.TRIGLY CERIDES	: 140 mg%	(N.VALUE:UP TO 175 mg%)
HDL	: 47.2 mg%	(N.VALUE:35 – 55 mg%)
V L D L	: 28.0 mg%	(N.VALUE: UP TO 30 mg%)
LDL	: 113.8	(N.VALUE:UP TO 150 mg%)
UREA	: 29.4 mg%	(N.VALUE:10 – 50 mg%)
BUN	: 16.8 mg%	(N.VALUE:08 – 20 mg%)
S.CREATININE	: 1.5 mg%	(N.VALUE:0.5 – 1.6 mg%)
S.PROTEINS	: 7.0 gms%	(N.VALUE:6.0 – 8.0 gms%)
ALBUMIN	: 4.5 gms%	(N.VALUE:3.5 – 5.6 gms%)
GLOBULIN	: 2.5 gms%	(N.VALUE:2.0 – 3.6 gms%)
A.G. RATIO	: 1.8	
S.URIC ACID	: 5.8 mg%	(N.VALUE:2.5 – 7.0 mg%)
S.BILIRUBIN	: 0.9 mg%	(N.VALUE: 0.2 – 1.2 mg%)
DIRECT BILIRUBIN	: 0.2 mg%	(N.VALUE:0.0 – 0.2 mg%)
INDIRECT BILIRUBIN	: 0.7 mg%	
S G O T	: 22.0 IU/ML	(N.VALUE:8 – 35 IU/ML)
S G P T	: 27.6 IU/ML	(N.VALUE:13 – 40 IU/ML)
S.ALKLINE PHOSPHATESE	: 8.9 KA UNITES	(N.VALUE:4 – 11 KA UNITES)
GGTP	: 16.4 IU/ML	(N.VALUE:4 – 24 IU/ML)
Hbs Ag	: NEGATIVE(-VE)	

Dated at Vijayawada on the 12TH day of December 2021

(Pathologist/Dr.Incharge)

ADARSH DIAGNOSTICS

D.No: 29-3-23, Flat No: 102
Sri Ranga Heights, Ground Floor
Kaleswara Rao Road, Governorpet
VIJAYAWADA-520 002. Ph:6664639

X-RAY, ECG, E.E.G. PATHOLOGICAL, SEROLOGICAL, BIO-CHEMICAL, IMMUNOASSAY, BLOOD BANK,
TREAD- MILL STRESS TEST : ULTRA SOUND SCAN WITH 2-D ECHO CARDIOGRAPHY, HOLTER RECORD,
AUDIOMETRY AND 24 HOURS AMBULANCE, ENDOSCOPY



ADARSH DIAGNOSTICS

ISO 9001 : 2015 CERTIFIED

D.No. 29-3-23, Flat No : 102, Opp. I.V. Palace Road, Sri Ranga Heights,
Ground Floor, Kaleswara Rao Road, Governorpet,
VIJAYAWADA - 520 002. © (0866) 6664639, Fax : 2431916

BOB

Name of the life to be Assured:-G.RAVI KUMAR Age:-37/M

BLOOD EXAMINATION REPORT

CBC

TEST	RESULT	NORMAL .RANGE
HAEMOGLOBIN(HGB)	: 14.0 gm%	(12.0 – 16.0 g/100ml)
P C V (HAEMATOCRIT)	: 42.0 gm%	(36 - 48 %)
MCV	: 88.06 CU.MM	(76 - 92 CU MM)
MCH	: 30.02 MM.G	(27 - 32 MM G)
MCHC	: 32.0 %	(30 - 35 %)
RDW	: NORMAL	
M P V	: NORMAL	
INDICES	: NORMAL	
T R B C	: 4.66 miil/cumm	(3.9 – 6.5miil/cumm)
PLATELET COUNT	: 1.9 lakhs/c.mm	(1.5 - 4.0 lakhs/c.mm)
T W B C	: 8,800 cells/cumm	(4,000-10,000cells/cumm)
DIFFERENTIAL COUNT		
NEUTROPHILS	: 64 %	(40 - 74 %)
LYMPHOCYTES	: 30 %	(20 - 45%)
EOSINOPHILS	: 06 %	(2 - 06 %)
MONOCYTES	: ----	(00 - 02 %)
BASOPHILS	: ----	(< 1%)
E S R	: 22 mm/ 1st hour	(02 - 12mm/1 st hour)
GROUP	: "B"	
RH TYPE	: POSITIVE(+VE)	

Dated at Vijayawada on the 12TH day of December 2021


(Pathologist/Dr.Incharge)

ADARSH DIAGNOSTICS

D.No: 29-3-23, Flat No: 102
Sri Ranga Heights, Ground Floor
Kaleswara Rao Road, Governorpet
VIJAYAWADA-520 002. Ph:6664639



ADARSH DIAGNOSTICS

ISO 9001 : 2015 CERTIFIED

D.No. 29-3-23, Flat No : 102, Opp. I.V. Palace Road, Sri Ranga Heights,
Ground Floor, Kaleswara Rao Road, Governorpet,
VIJAYAWADA - 520 002. © (0866) 6664639, Fax : 2431916

BOB

Name of the life to be Assured:-G.RAVI KUMAR Age:-37/M

BLOOD EXAMINATION REPORT

T3	:	169 ng/dl
(N.VALUE	:	70 – 204 ng/dl)
T4	:	9.2 ug/dl
(N.VALUE	:	5.5 -11.0ug/dl)
THYROID STIMULATING HORMONE TSH	:	4.0 uIU/ml
(N.VALUE	:	0.35-5.50 uIU/ml)

Dated at Vijayawada on the 12TH day of December 2021

(Pathologist/Dr. Incharge)

ADARSH DIAGNOSTICS
D.No: 29-3-23, Flat No: 102
Sri Ranga Heights, Ground Floor
Kaleswara Rao Road, Governorpet
VIJAYAWADA-520 002. Ph:6664639



ADARSH DIAGNOSTICS

ISO 9001 : 2015 CERTIFIED

D.No. 29-3-23, Flat No : 102, Opp. I.V. Palace Road, Sri Ranga Heights,
Ground Floor, Kaleswara Rao Road, Governorpet,
VIJAYAWADA - 520 002. © (0866) 6664639, Fax : 2431916

BOB

Name of the life to be Assured:-G.RAVI KUMAR Age:-37/M

BLOOD EXAMINATION REPORT

GLYCOSYLATED HEMOGLOBIN TEST :HbA1c
(MEAN BLOOD GLUCOSE LEVEL FOR THE LAST 2 MONTHS)

RESULT : 5.96 %

IMPRESSION : NON DIABETIC

INTERPRETATION OF TEST :

HbA1c	%OF GLUCOSE CONTROL
>10 %	POOR
9% - 10 %	FAIR
8% - 9%	GOOD
7% - 8%	CONTROL
6% - 7 %	NEAR NORMAL
<6	NON DIABETIC

Dated at Vijayawada on the 12TH day of December 2021

(Pathologist/DR.Incharge)

ADARSH DIAGNOSTICS
D.No: 29-3-23, Flat No: 102
Sri Ranga Heights, Ground Floor
Kaleswara Rao Road, Governorpet
VIJAYAWADA-520 002. Ph:6664639



ADARSH DIAGNOSTICS

ISO 9001 : 2015 CERTIFIED

D.No. 29-3-23, Flat No : 102, Opp. I.V. Palace Road, Sri Ranga Heights,
Ground Floor, Kaleswara Rao Road, Governorpet,
VIJAYAWADA - 520 002. ☎ (0866) 6664639, Fax : 2431916

BOB

Name of the life to be Assured:-G.RAVI KUMAR Age:-37/M

URINE EXAMINATION REPORT

MACROSCOPY

QUANTITY	:	8.5ML
APPEARANCE	:	CLEAR
COLOUR	:	PALE YELLOW
SP GRAVITY	:	1.020
REACTION	:	ACIDIC


CHEMICAL

BILE SALTS	:	NEGATIVE(-VE)
BILE PIGEMENTS	:	NEGATIVE(-VE)
UROBILINOGEN	:	NORMAL
ACETONE	:	NEGATIVE(-VE)
OCCULT BLOOD	:	NEGATIVE(-VE)
ALBUMIN	:	NIL
URINE SUGAR	:	NIL

MICRO

R B C	:	NIL
CAST	:	NIL
PUS CELLS	:	2-4/HPF
E P CELLS	:	NIL
CRYSTALS	:	NIL
BACTERIA	:	NIL

Dated at Vijayawada on the 12TH day of December 2021


(Pathologist/Dr.Incharge)
ADARSH DIAGNOSTICS
D.No. 29-3-23, Flat No: 102
Sri Ranga Heights, Ground Floor
Kaleswara Rao road, Governorpet
VIJAYAWADA-520 002. ☎6664639

X-RAY, ECG, E.E.G. PATHOLOGICAL, SEROLOGICAL, BIO-CHEMICAL, IMMUNOASSAY, BLOOD BANK,
TREAD-MILL STRESS TEST : ULTRA SOUND SCAN WITH 2-D ECHO CARDIOGRAPHY, HOLTHER RECORD,
AUDIOMETRY AND 24 HOURS AMBULANCE, ENDOSCOPY



ADARSH DIAGNOSTICS

ISO 9001 : 2015 CERTIFIED

D.No. 29-3-23, Flat No : 102, Opp. I.V. Palace Road, Sri Ranga Heights,
Ground Floor, Kaleswara Rao Road, Governorpet,
VIJAYAWADA - 520 002. © (0866) 6664639, Fax : 2431916

BOB

Name of the life to be Assured:- G.RAVI KUMAR Age:- 37/M

ECG REPORT

<i>RATE</i>	:	<i>84 bpm</i>
<i>RHYTHM</i>	:	<i>SINUS</i>
<i>P</i>	:	<i>NORMAL</i>
<i>P R INTERVAL</i>	:	<i>149 ms</i>
<i>Q R S INTERVAL</i>	:	<i>75 ms</i>
<i>S T SEGEMENT</i>	:	<i>NORMAL</i>
<i>T WAVES</i>	:	<i>NORMAL</i>
<i>Q WAVES</i>	:	<i>NIL</i>
<i>HYPERTRPHY</i>	:	<i>NO</i>
<i>Q T</i>	:	<i>366 ms</i>
<i>Q R S AXIS</i>	:	<i>41 Deg</i>
<i>IMPRESSION</i>	:	<i>NORMAL ECG</i>

Dated at Vijayawada on the 12th day of DEC 2021

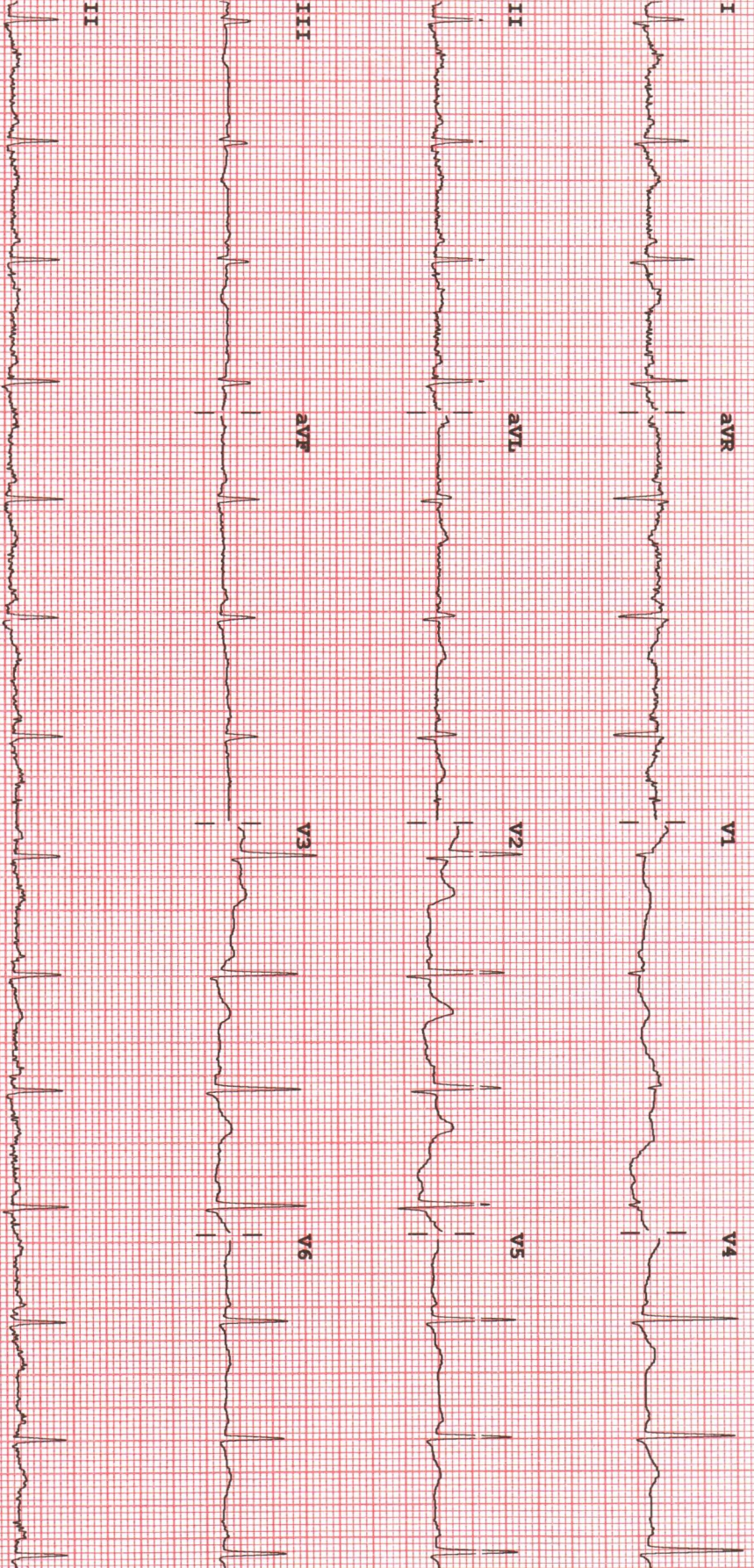
CONSULTANT CARDIOLOGIST
Dr. MAGANTI S.V.R.K.V. PRASAD
M.B,B.S;PGDHS;DC(CARDIOLOGY)
Regd. No:14414 (A.P.MED.COUNCIL)
CONSULTANT CARDIOLOGIST
MAGANTI CLINIC
VIJAYAWADA.



Rate 84 . Sinus rhythm.....normal P axis, V-rate 50- 99
 PR 149 . Abnormal R-wave progression, early transition.....QRS area>0 in V2
 QRSD 75
 QT 366
 QTc 433

--AXIS--
 P 47
 QRS 41
 T 5
 12 Lead; Standard Placement

- OTHERWISE NORMAL ECG -
 Requested by: BOB
 Unconfirmed Diagnosis



Dr. MAGANTI S.V.R.K.V. PRASAD
 M.B.B.S; PGDHS; DC(CARDIOLOGY)
 Regd. No:14414 (A.P.MED.COUNCIL)
 CONSULTANT CARDIOLOGIST
 MAGANTI CLINIC
 VIJAYAWADA.

Device: Speed: 25 mm/sec Limb: 10 mm/mV Chest: 10.0 mm/mV

F 60~ 0.15-100 Hz

PH100B CL P2

PHILIPS

REORDER M3708A



ADARSH DIAGNOSTICS

ISO 9001 : 2015 CERTIFIED

D.No. 29-3-23, Flat No : 102, Opp. I.V. Palace Road, Sri Ranga Heights,
Ground Floor, Kaleswara Rao Road, Governorpet,
VIJAYAWADA - 520 002. © (0866) 6664639, Fax : 2431916

BOB

Name of the life to be Assured:- G.RAVI KUMAR Age:- 37/M

X-RAY CHEST AP VIEW

CARDIAC SIZE IS NORMAL.

LUNG FIELDS ARE CLEAR

BOTH HILA ARE NORMAL

C.P ANGLES ARE CLEAR

NO BONY LESION

IMPRESSION: NORMAL STUDY

Dated at Vijayawada on the 12th day of dec 2021

CONSULTANT RADIOLOGIST/Dr.Incharge

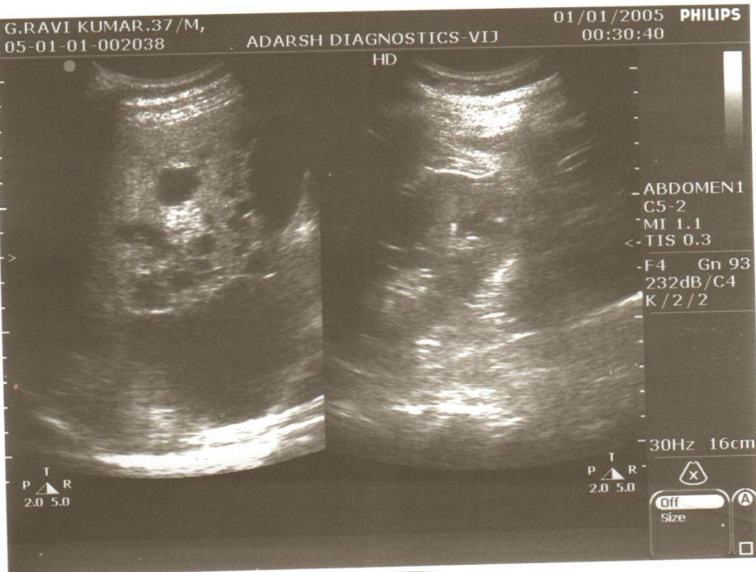
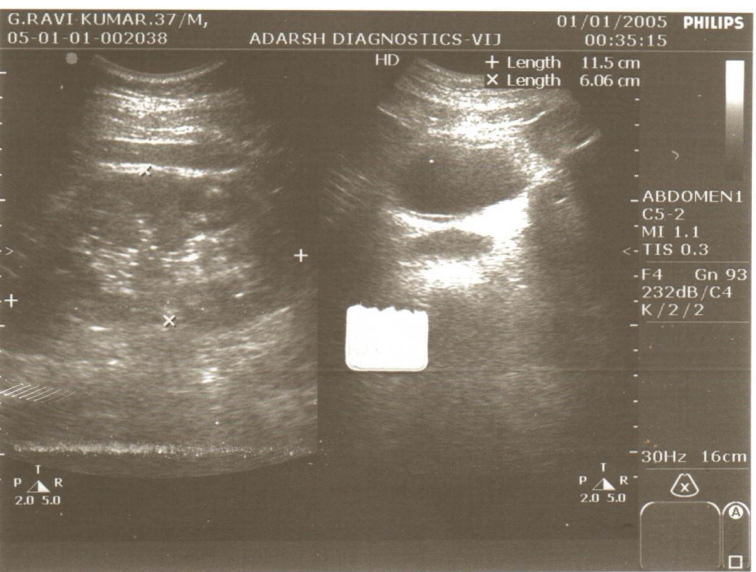
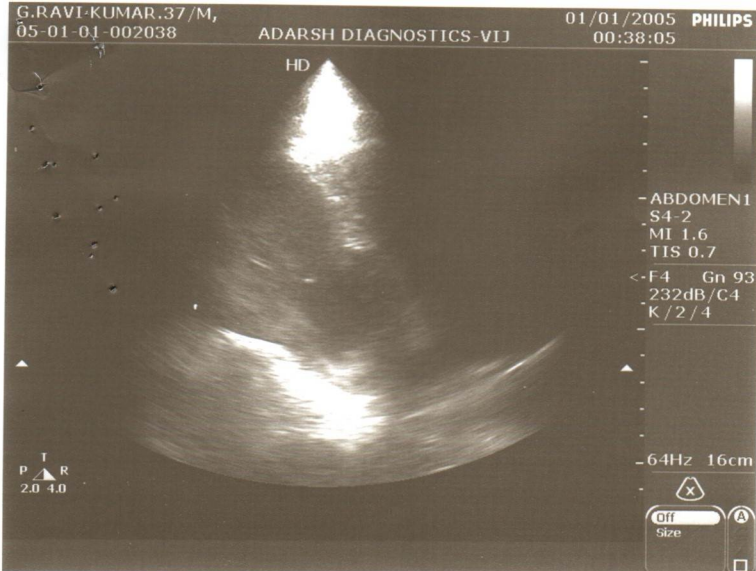
DR. G. PRASADA RAO

MBBS, DMRD

Rg. No: 17266

Consulting Radiologist

X-RAY, ECG, E.E.G. PATHOLOGICAL, SEROLOGICAL, BIO-CHEMICAL, IMMUNOASSAY, BLOOD BANK,
TREAD- MILL STRESS TEST : ULTRA SOUND SCAN WITH 2-D ECHO CARDIOGRAPHY, HOLTER RECORD,
AUDIOMETRY AND 24 HOURS AMBULANCE, ENDOSCOPY





ADARSH DIAGNOSTICS

ISO 9001 : 2015 CERTIFIED

D.No. 29-3-23, Flat No : 102, Opp. I.V. Palace Road, Sri Ranga Heights,
Ground Floor, Kaleswara Rao Road, Governorpet,
VIJAYAWADA - 520 002. © (0866) 6664639, Fax : 2431916

BOB

PATIENT NAME:G.RAVI KUMAR

DATE:12/12/2021

REF. Dr. :

AGE:37 ; SEX:M

ULTRASONOGRAM OF TOTAL ABDOMEN

LIVER : NORMAL IN SIZE WITH MAJORITY HOMOGENOUS PARENCHYMAL ECHOTEXTUREWITH NO MASS BUT **MULTIPLE CYSTIC LESIONS MEASURING FROM 2CM TO 4CM S/O PLD.(GENITIC) IN LIVER.** NO DILATATION OF INTRA HEPATIC BILIARY RADICLES.

GALL BLADDER : NORMAL. NO CALCULI. NO MASS LESION DISTENDED

PANCREAS : NORMAL. NO CALCULI. NO MASS LESION.
C B D : NORMAL. NO CALCULI.
PORTAL VEIN : NORMAL MEASURES 09 MM.

SPLEEN : NORMAL WITH HOMOGENOUS PARENCHYMAL ECHOTEXTURE MEASURED 98 MM.

DIAPHRAGM : BOTH DOMES MOVING WELL WITH RESPIRATION. NO SUB DIAPHRAGMATIC PATHOLOGY.

RIGHT KIDNEY : SIZE11.3 X 5.6 CMS. NORMAL IN SIZE AND ECHOPATTERN, C.M.D NOT MAINTAINED WITH **NO.OF CORTICAL CYSTS.** P.C.S.NORMAL, NO CALCULI NO HYDRONEPHROSIS. URETER NOT DILATED.

LEFT KIDNEY : SIZE 11.5 X 6.0 CMS. NORMAL IN SIZE AND ECHOPATTERN.C.M.D.MAINTAINED. PCS NORMAL.NO CALCULI NO HYDRONEPHROSIS. URETER NOT DILATED.

URINARY BLADDER : NORMAL .NO CALCULI. NO MASS LESION.
PROSTATE : NORMAL IN SIZE AND ECHOTEXTURE .
OTHERS : NIL

IMPRESSION : **LIVER - ?PLD, (ASYMTOMATIC)**
RT.RENAL CORTICAL CYSTS,
OTHERS NORMAL STUDY.
TO GO FOR MRI OR CT SCAN TOTAL ABDOMEN.
TO CORRELATE CLINICALLY.

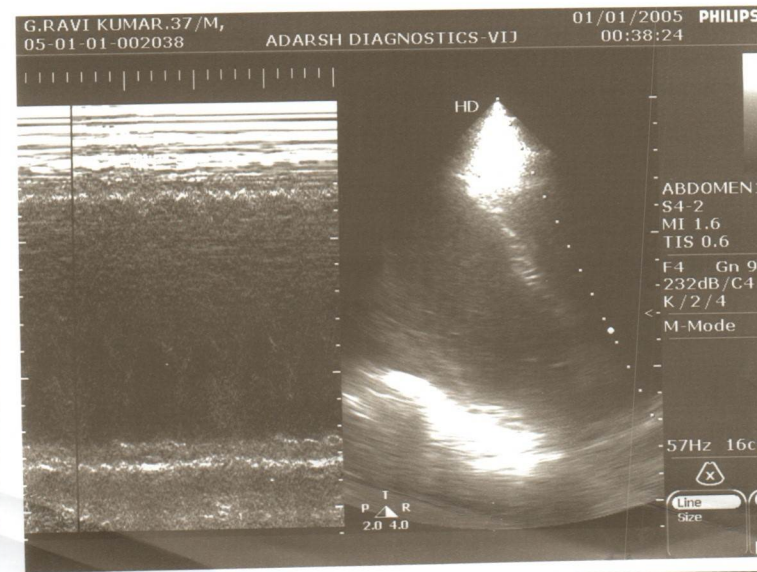
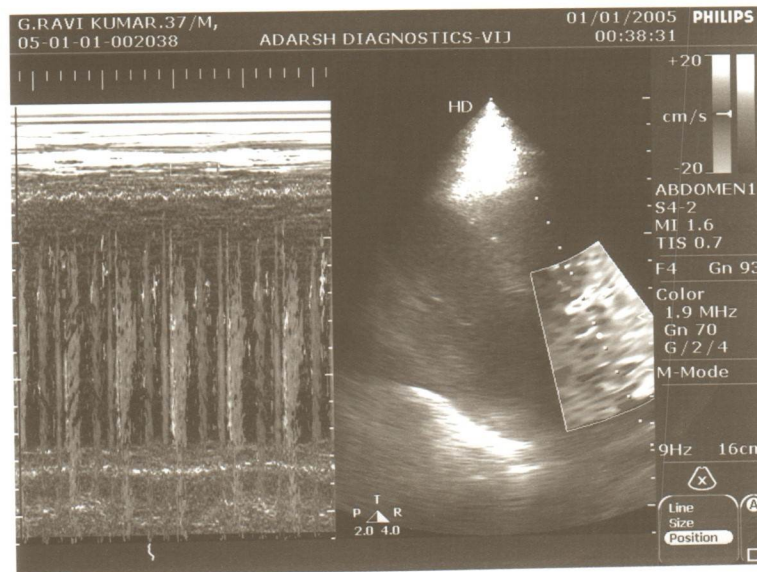
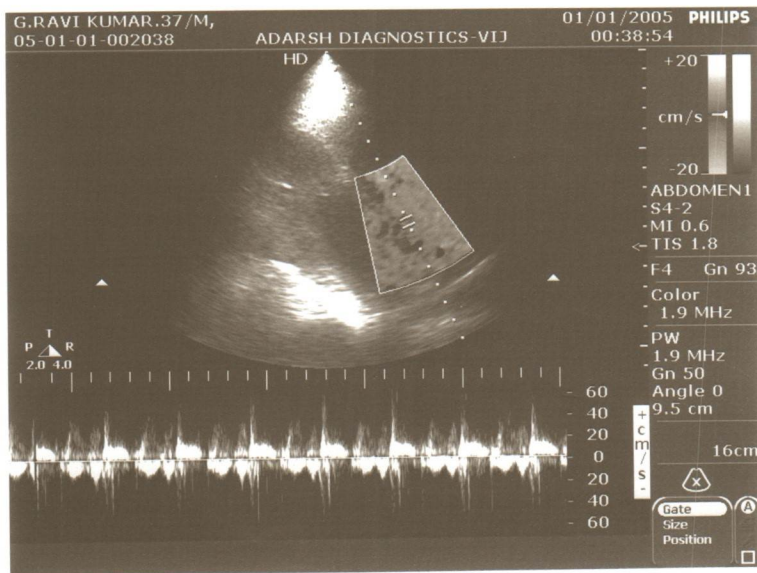
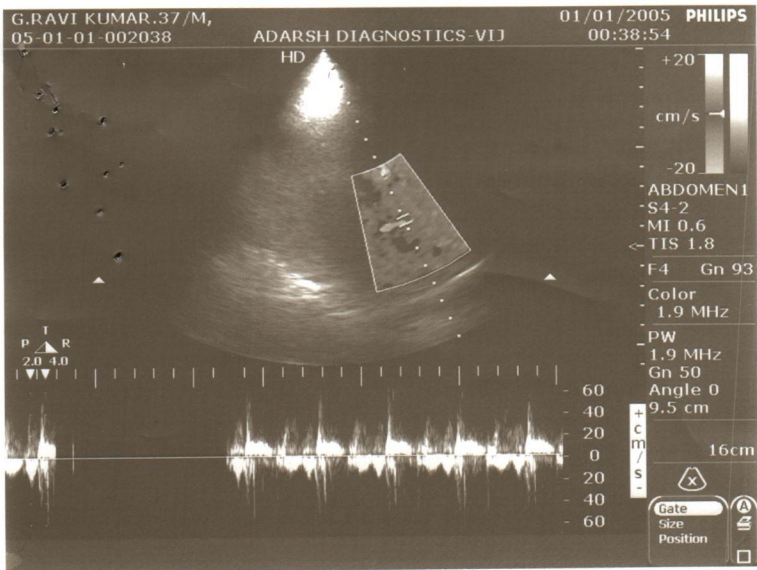
Dr.INCHARGE

M.S. CHOUDARY, MBBS,DLO,Ms.

Registered No: 9747 (A.P. Med. Council),
MAGANTI CLINIC, ADARSH DIAGNOSTICS

D.No: 29-3-23, Flat No: 102

X-RAY, ECG, E.E.G. PATHOLOGICAL, SEROLOGICAL, BIO-CHEMICAL, IMMUNOASSAY, BLOOD BANK,
TREAD- MILL STRESS TEST : ULTRA SOUND SCAN WITH 2-D ECHO CARDIOGRAPHY, HOLTER RECORD,
AUDIOMETRY AND 24 HOURS AMBULANCE, ENDOSCOPY





ADARSH DIAGNOSTICS

ISO 9001 : 2015 CERTIFIED

D.No. 29-3-23, Flat No : 102, Opp. I.V. Palace Road, Sri Ranga Heights,
Ground Floor, Kaleswara Rao Road, Governorpet,
VIJAYAWADA - 520 002. © (0866) 6664639, Fax : 2431916

BOB

Name of the life to be Assured:- G.RVI KUMAR Age:-37/M

2-D ECHOCARDIOGRAPHY

AORTA : 3.1 CM LEFT ATRIUM: 3.7 CMS
LEFT VENTRICLE : 5.0X 3.0 CM IVS: 1.3CM LVPW :1.4 CMS
LVEF:62%
MITRAL VALVE : NORMAL
AORTIC VALVE : NORMAL
TRICUSPID VALVE : NORMAL
PULMONARY VALVE : NORMAL
RIGHT ATRIUM : NORMAL
RIGHT VENTRICLE : NORMAL
PULMONARY ARTERY : NORMAL
PERICARDIUM : NORMAL
IAS : INTACT
IVS : INTACT
OTHERS : NIL
DOPPLER STUDY : MV :E<A /NO TR
AJV:1.1M/SEC PJV:1.5M/SEC
IMPRESSION : NO RWMA
GOOD LV FUNCTION (EF :62%)
NORMAL SIZED CHAMBERS.

Dated at Vijayawada on the 12th day of DECEMBER 2021

CONSULTANT CARDIOLOGIST
Dr. MAGANTI S.V.R.K.V. PRASAD
M.B,B.S;PGDHS;DC(CARDIOLOGY)
Regd. No:14414 (A.P.MED.COUNCIL)
CONSULTANT CARDIOLOGIST

X-RAY, ECG, E.E.G. PATHOLOGICAL, SEROLOGICAL, BIO-CHEMICAL, IMMUNOASSAY, BLOOD BANK,
TREAD- MILL STRESS TEST : ULTRA SOUND SCAN WITH 2-D ECHO CARDIOGRAPHY, HOLTER RECORD,
AUDIOMETRY AND 24 HOURS AMBULANCE, ENDOSCOPY