

Location:   
 Room:   
 Order Number:   
 Inc'   
 Medication 1:   
 Medication 2:   
 Medication 3:

Technician:   
 Ordering Ph:   
 Referring Ph:   
 Attending Ph:

Normal sinus rhythm   
 Normal ECG

QRS : 86 ms   
 QT / QTcBaz : 330 / 353 ms   
 PR : 142 ms   
 P : 108 ms   
 RR / PP : 870 / 869 ms   
 P / QRS / T : 55 / 46 / 20 degrees

HT - 170 cm   
 wt - 68 kg

My - Sharma (34 yrs | M)

HR 69 bpm   
 --/-- mmHg

I aVR V1 V2 V3 V4 V5 V6   
 II aVL V2 V3 V4 V5 V6   
 III aVF V3 V4 V5 V6   
 II

GE MAC2000 1.1 12SL™ v241 25 mm/s 10 mm/mV ADS 0.56-20 Hz 50 Hz 4X2.5x3\_25\_R1 Unconfirmed 1/1

Patient Name	: Mr. DHARMENDRA KUMAR PRAJAPATI	Age	: 34 Y M
UHID	: SKAN.0000131464	OP Visit No	: SKANOPV158555
Reported on	: 09-12-2023 12:00	Printed on	: 09-12-2023 12:01
Adm/Consult Doctor	:	Ref Doctor	: SELF

**DEPARTMENT OF RADIOLOGY**

**X-RAY CHEST PA**

Both lung fields and hila are normal .

No obvious active pleuro-parenchymal lesion seen .

Both costophrenic and cardiophrenic angles are clear .

Both diaphragms are normal in position and contour .

Thoracic wall and soft tissues appear normal.

**CONCLUSION :**

No obvious abnormality seen

**ULTRASOUND - WHOLE ABDOMEN**

**Liver-** Mild hepatomegaly with diffuse grade I fatty liver. Segment VI hepatic cyst measuring 1.6 x 1.3

<sup>cm</sup>  
~~mm~~. Intra hepatic biliary radicles not dilated. Portal vein is normal in course and caliber.

**Gall Bladder-** Normal in distension and wall thickness.No sizeable calculus or mass lesion.

CBD normal in course, caliber & clear in visualized region.

**Pancreas -** Normal in size, shape and echogenecity. No sizeable mass lesion.Main Pancreatic duct not dilated.

**Spleen -**normal in size, shape and echogenecity. No focal lesion. Splenic vein at hilum is normal caliber.

**Retroperitoneum** -Obscured by Bowel gas

**Bilateral Kidney -**Normal in size, shape, position and echogenecity. Corticomedullary differentiation preserved. Pelvicalyceal system not dilated.No calculus or mass lesion. Bilateral ureter not dilated.

Patient Name : Mr. DHARMENDRA KUMAR PRAJAPATI Age : 34 Y M  
UHID : SKAN.0000131464 OP Visit No : SKANOPV158555  
Reported on : 09-12-2023 12:00 Printed on : 09-12-2023 12:01  
Adm/Consult Doctor : Ref Doctor : SELF

*Urinary Bladder –UB empty pelvic organ could not be commented  
No evidence of ascites.*

**IMPRESSION:**

*Mild hepatomegaly with diffuse grade I fatty liver.  
Segment VI hepatic cyst (Simple)*

**Suggest – clinical correlation.**

(The sonography findings should always be considered in correlation with the clinical and other investigation finding where applicable.) It is only a professional opinion, Not valid for medico legal purpose.

Printed on:09-12-2023 12:00

---End of the Report---



**Dr. DUSHYANT KUMAR VARSHNEY**

**MD, DNB**

**Radiology**

## HEART STATION ECHO REPORT

Name: DHARMENDRA KUMAR PRAJAPATI Sex : 34 yrs/ male  
 Reg No: 131464 Date: 09.12.2023  
 Ref By: MHC

PROCEDURES:	M-MODE/2D/DOPPLER/COLOR/CONTRAST	B.S.A. M <sup>2</sup>
MEASUREMENTS:		NORMAL
Aortic root diameter	2.6	2.0-3.7 cm < 2.2 cm
Aortic valve opening	4.2	1.5-2.6 cm
Right ventricular dimension	2.7	0.7-2.6 cm < 1.4 cm / M <sup>2</sup>
Right atrial dimension	2.6	0.3-2.9 cm
Left atrial dimension	4.4	1.9-4.0 cm < 2.2 cm / M <sup>2</sup>
Left ventricular ED dimension	3.8	3.7-5.6 cm < 3.2 cm / M <sup>2</sup>
Left ventricular ES dimension	2.1	2.2-4.0 cm
Interventricular septal thickness	ED 1.0 ES 1.6	0.6-1.2 cm
Left vent PW thickness	ED 0.5 ES 1.1	0.5-1.0 cm

### INDICES OF LEFT VENTRICLE FUNCTION

LV Ejection Fraction 60% 60-62%  
 DOPPLER

MV	E=90, A=70	Cm/sec	MR	Nil
AoV	119	Cm/sec	AI	Nil
TV	85	Cm/sec	TR	Nil
PV	72	Cm/sec	PI	Nil


### FINAL DIAGNOSIS:

- No regional wall motion abnormality.
- LVEF =60%.
- Normal cardiac chambers.
- No evidence of pericardial effusion.
- No evidence of RHD/ASD/VSD/PDA.
- No LA/LV, Clot/Vegetation.

(Kindly correlate clinically and further investigation)

Please correlate clinically  
 Kindly Note

- ❖ Please intimate us for any typing mistakes and send the report for correction within 7 days.
- ❖ The science of Radiological diagnosis is based on the interpretation of various shadows produced by both the normal and abnormal tissues and are not always conclusive. Further biochemical and radiological investigation & clinical correlation is required to enable the clinician to reach the final diagnosis.
- The report and films are not valid for medico - legal purpose.



Consultant Cardiologist

Vu

R.E. 2.75 sph 6/c

L.E. 2.50 sph 6/c

(Distant)

NAME Mr. Dharmendra

DATE 9/12/23

(VD = 12.00)

<R>	S	C	A
+	0.50	+1.00	167
+	0.50	+0.75	166
+	0.75	+0.75	170
+	0.75	+0.50	165

\* + 0.75 +0.75 167

<L>	S	C	A
+	0.75	+0.50	12
+	0.50	+0.75	176
+	0.50	+0.75	5
+	0.50	+0.75	1

\* + 0.50 +0.75 5

PD = 0mm

Nu

11/6

11/6

Colour Vision Test

no active intervention

*[Signature]*

एपोलो स्पेक्ट्रा हॉस्पिटल  
 एपोलो स्पेक्ट्रा हॉस्पिटल  
 एपोलो स्पेक्ट्रा हॉस्पिटल


## DEPARTMENT OF LABORATORY SERVICES

Patient Name	: Mr. DHARMENDRA KUMAR PRAJAPATI	Age / Gender	: 34Y/Male
UHID/MR No.	: SKAN.0000131464	OP Visit No	: SKANOPV158555
Sample Collected on	: 09-12-2023 11:17	Reported on	: 09-12-2023 13:38
LRN#	: LAB13241487	Specimen	: Blood(EDTA)
Ref Doctor	: SELF		
Package Name	: ARCOFEMI - MEDIWHEEL - FULL BODY ANNUAL PLUS MALE - 2D ECHO - PAN INDIA - FY2324		
Emp/Auth/TPA ID	: 286429	Adm/Consult Doctor	:
Sponsor Name	: ARCOFEMI HEALTHCARE LIMITED		

### DEPARTMENT OF LABORATORY MEDICINE

<u>TEST NAME</u>	<u>RESULT</u>	<u>BIOLOGICAL REFERENCE INTERVALS</u>	<u>UNITS</u>
<b>HEMOGRAM + PERIPHERAL SMEAR</b>			
<b>Hemoglobin</b> Method: Cyanide Photometric	13.8	13 - 17	g/dL
<b>RBC Count</b> Method: Electrical Impedance	4.06*	4.5 - 5.5	millions/cu mm
<b>Haematocrit</b> Method: Calculated	40.5	40 - 50	%
<b>MCV</b> Method: Calculated	99.8	83 - 101	fl
<b>MCH</b> Method: Calculated	34.0*	27 - 32	pg
<b>MCHC</b> Method: Calculated	34.1	31.5 - 34.5	g/dl
<b>RDW</b>	13.7	11.6 - 14	%
<b>Platelet Count</b> Method: Electrical Impedance	1.61	1.5 - 4.1	lakhs/cumm
<b>TLC Count</b> Method: Electrical Impedance	6800	4000 - 11000	cells/cumm

*Results are to be correlated clinically*



**NOTE:** Each pathology test has its own technical limitations which may at times cause interpretative errors. Collaborative clinical pathological co-relation is necessary. In case of any discrepancy, results may be reviewed and repeat investigation is advised. Typographical errors should be reported immediately for correction. The report is not valid for medico legal purpose.

**Excel Hospitals (P) Ltd.**  
SONI

11138, Chunniganj, Kanpur - 208001  
Ph. 0512-2555991, 2555992  
Email: excelhospitals@gmail.com  
♦ Emergency No. 9935577550

## DEPARTMENT OF LABORATORY SERVICES

Patient Name : Mr. DHARMENDRA KUMAR PRAJAPATI	Age / Gender : 34Y/Male
UHID/MR No. : SKAN.0000131464	OP Visit No : SKANOPV158555
Sample Collected on : 09-12-2023 11:17	Reported on : 09-12-2023 13:38
LRN# : LAB13241487	Specimen : Blood(EDTA)
Ref Doctor : SELF	
Package Name : ARCOFEMI - MEDIWHEEL - FULL BODY ANNUAL PLUS MALE - 2D ECHO - PAN INDIA - FY2324	
Emp/Auth/TPA ID : 286429	Adm/Consult Doctor :
Sponsor Name : ARCOFEMI HEALTHCARE LIMITED	

**Differential Leucocyte Count(Fluorescence Flow Cytometry / VCS Technology )**

Neutrophils	56	40 - 80	%
Lymphocytes	40	20 - 40	%
Monocytes	02	2 - 10	%
Eosinophils	02	1-6	%
Basophils	00	0-2	%
Erythrocyte Sedimentation Rate (ESR) Method: Westergrens Method.	10	0 - 14	mm/hr

<u>TEST NAME</u>	<u>RESULT</u>	<u>BIOLOGICAL REFERENCE INTERVALS</u>	<u>UNITS</u>
<b>BLOOD GROUP ABO AND RH FACTOR</b>			
ABO Method: Microplate Hemagglutination	AB		
Rh (D) Type: Method: Microplate Hemagglutination	POSITIVE		

**End of the report**



*Results are to be correlated clinically*

**NOTE :** All pathological test have technical limitations which may at times cause interpretative errors. Collaborative clinical pathological co-relation is necessary. In case of any discrepancy, results may be reviewed and repeat investigation is advised. Typographical errors should be reported immediately for correction. The report is not valid for medico legal purpose.

**Excel Hospitals (P) Ltd.**

14/11/23, Chunniganj, Kanpur - 208001  
Ph. 0512-2555991, 2555992  
Email : excelhospitals@gmail.com  
❖ Emergency No. 9935577550

## DEPARTMENT OF LABORATORY SERVICES

Patient Name : Mr. DHARMENDRA KUMAR PRAJAPATI      Age / Gender : 34Y/Male  
UHID/MR No. : SKAN.0000131464      OP Visit No : SKANOPV158555  
Sample Collected on : 09-12-2023 11:17      Reported on : 09-12-2023 13:39  
LRN# : LAB13241487      Specimen : Blood(EDTA)  
Ref Doctor : SELF      Adm/Consult Doctor :  
Emp/Auth/TPA ID : 286429  
Sponsor Name : ARCOFEMI HEALTHCARE LIMITED

### DEPARTMENT OF LABORATORY MEDICINE

#### PERIPHERAL SMEAR

Methodology : Microscopic  
RBC : Normocytic Normochromic  
WBC : within Normal limits.DLC is as mentioned.  
Platelets : Adequate in Number  
Parasites : No Haemoparasites seen  
IMPRESSION : Normocytic normochromic blood picture  
Note/Comment : Please Correlate clinically

End of the report



Results are to be correlated clinically

Lab Technician / Technologist

KAN-EHPL001

**NOTE** : All pathological test have technical limitations which may at times cause interpretative errors. Collaborative clinical pathological co-relation is necessary. In case of any discrepancy, results may be reviewed and repeat investigation is advised. Typographical errors should be reported immediately for correction. The report is not valid for medico legal purpose.

Dr. SATINDER SINGH

**Excel Hospitals (P) Ltd.**

Pathology  
14/138, Chunniganj, Kanpur - 208001  
Ph. 0512-2555991, 2555992  
Email : excelhospitals@gmail.com  
❖ Emergency No. 9935577550



## DEPARTMENT OF LABORATORY SERVICES

<b>Patient Name</b> : Mr. DHARMENDRA KUMAR PRAJAPATI	<b>Age / Gender</b> : 34Y/Male
<b>UHID/MR No.</b> : SKAN.0000131464	<b>OP Visit No</b> : SKANOPV158555
<b>Sample Collected on</b> : 09-12-2023 11:17	<b>Reported on</b> : 09-12-2023 16:28
<b>LRN#</b> : LAB13241487	<b>Specimen</b> : Serum
<b>Ref Doctor</b> : SELF	
<b>Package Name</b> : ARCOFEMI - MEDIWHEEL - FULL BODY ANNUAL PLUS MALE - 2D ECHO - PAN INDIA - FY2324	
<b>Emp/Auth/TPA ID</b> : 286429	<b>Adm/Consult Doctor</b> :
<b>Sponsor Name</b> : ARCOFEMI HEALTHCARE LIMITED	

### DEPARTMENT OF LABORATORY MEDICINE

<u>TEST NAME</u>	<u>RESULT</u>	<u>BIOLOGICAL REFERENCE INTERVALS</u>	<u>UNITS</u>
<b>GAMMA GLUTAMYL TRANSFERASE (GGT)</b>			
<b>GAMMA GT</b> Method: Kinetic Photometric	23	< 55	U/L
<b>RENAL PROFILE/RENAL FUNCTION TEST (RFT/KFT)</b>			
<b>CREATININE - SERUM / PLASMA</b> Method: Jaffe's Kinetic	0.9	0.7 - 1.3	mg/dl
<b>URIC ACID - SERUM</b> Method: Modified Uricase	7.5*	3.5 - 7.2	mg/dl
<b>UREA - SERUM/PLASMA</b> Method: Urease with indicator dye	31	Male: 19 - 43	mg/dl
<b>CALCIUM</b> Method: O-Cresolphthalein complexone	10.78*	8.5 - 10.1	mg/dl
<b>BUN</b> Method: Urease with indicator dye	14.45	9-20	mg/dl
<b>PHOSPHORUS</b> Method: Phosphomolybdate -UV	3.70	2.5 - 4.5	mg/dl
<b>ELECTROLYTES (Na)</b> Method: ISE-Direct	138	135 - 145	meq/L
<b>ELECTROLYTES (K)</b>	3.9	3.5 - 5.1	meq/L

*Results are to be correlated clinically*

**NOTE** - All pathological tests have technical limitations which may at times cause interpretative errors. Collaborative clinical pathological co-relation is necessary. In case of any discrepancy, results may be reviewed and repeat investigation is advised. Typographical errors should be reported immediately for correction. The report is not valid for medico legal purpose.

**Excel Hospitals (P) Ltd.**

MD-38, Chunniganj, Kanpur - 208001  
 Pathology Ph. 0512-2555991, 2555992  
 Email : excelhospitals@gmail.com  
 ♦ Emergency No. 9935577550

## DEPARTMENT OF LABORATORY SERVICES

<b>Patient Name</b> : Mr. DHARMENDRA KUMAR PRAJAPATI	<b>Age / Gender</b> : 34Y/Male
<b>UHID/MR No.</b> : SKAN.0000131464	<b>OP Visit No</b> : SKANOPV158555
<b>Sample Collected on</b> : 09-12-2023 11:17	<b>Reported on</b> : 09-12-2023 16:28
<b>LRN#</b> : LAB13241487	<b>Specimen</b> : Serum
<b>Ref Doctor</b> : SELF	
<b>Package Name</b> : ANNUAL PLUS MALE - 2D ECHO - PAN INDIA - FY2324	
<b>Emp/Auth/TPA ID</b> : 286429	<b>Adm/Consult Doctor</b> :
<b>Sponsor Name</b> : ARCOFEMI HEALTHCARE LIMITED	

Method: ISE-Direct

**GLUCOSE, FASTING**

<b>FASTING SUGAR</b>	105	70 - 110	mg/dl
----------------------	-----	----------	-------

Method: GOD-PAP

**LIVER FUNCTION TEST (LFT)**

<b>BILIRUBIN TOTAL</b>	1.68*	0.2 - 1.3	mg/dL
------------------------	-------	-----------	-------

Method: Azobilirubin/dyphylline

<b>BILIRUBIN (DIRECT)</b>	0.35	Adults: 0.0 - 0.3	mg/dL
---------------------------	------	-------------------	-------

Method: Dual Wavelength Spectrophotometric  
Neonates: 0.0 - 0.6

<b>BILIRUBIN UNCONJUGATED(INDIRECT)</b>	1.33*	0.0 - 1.1	mg/dL
---	-------	-----------	-------

Method: Dual Wavelength Spectrophotometric

<b>ALBUMIN</b>	4.5	3.0 - 5.0	g/dL
----------------	-----	-----------	------

Method: Bromocresol Green dye binding

<b>PROTEIN TOTAL</b>	7.5	6.0 - 8.2	g/dL
----------------------	-----	-----------	------

Method: Biuret Reaction

<b>AST (SGOT)</b>	51*	14 - 36	U/L
-------------------	-----	---------	-----

Method: Kinetic (Leuco dye) with P 5 P

<b>GLOBULIN</b>	3.0	2.8 - 4.5	g/dL
-----------------	-----	-----------	------

Method: Calculation

<b>ALT(SGPT)</b>	107*	9 - 52	U/L
------------------	------	--------	-----

**LIPID PROFILE**

<b>CHOLESTEROL</b>	209*	<200 - Desirable	mg/dL
--------------------	------	------------------	-------



*Results are to be correlated clinically*

**NOTE** - All pathological test have technical limitations which may at times cause interpretative errors. Collaborative clinical pathological co-relation is necessary. In case of any discrepancy, results may be reviewed and repeat investigation is advised. Typographical errors should be reported immediately for correction. The report is not valid for medico legal purpose.

**Excel Hospitals (P) Ltd.**

14/118, Chunniganj, Kanpur - 208001  
Ph. 0512-2555991, 2555992  
Email : excelhospitals@gmail.com  
♦ Emergency No. 9935577550

**DEPARTMENT OF LABORATORY SERVICES**

<b>Patient Name</b> : Mr. DHARMENDRA KUMAR PRAJAPATI	<b>Age / Gender</b> : 34Y/Male
<b>UHID/MR No.</b> : SKAN.0000131464	<b>OP Visit No</b> : SKANOPV158555
<b>Sample Collected on</b> : 09-12-2023 11:17	<b>Reported on</b> : 09-12-2023 16:28
<b>LRN#</b> : LAB13241487	<b>Specimen</b> : Serum
<b>Ref Doctor</b> : SELF	
<b>Package Name</b> : ARCOFEMI - MEDIWHEEL - FULL BODY ANNUAL PLUS MALE - 2D ECHO - PAN INDIA - FY2324	
<b>Emp/Auth/TPA ID</b> : 286429	<b>Adm/Consult Doctor</b> :
<b>Sponsor Name</b> : ARCOFEMI HEALTHCARE LIMITED	

Method: CHOD-End Point POD (Enzymatic)		200-239 - Borderline High	
<b>HDL</b>	52	>=240 - High	
Method: Direct Measure PEG		<40 - Low	mg/dL
<b>LDL</b>	100	>=60 - High	
Method: Calculation Friedewald's Formula		< 100 - Optimal	
<b>TRIGLYCERIDES</b>	285*	100-129 - Near Optimal & Above Optimal	
Method: Enzymatic GPO/POD/End Point		Normal : <150	mg/dl
		Border High : 150 - 199	
		High : 200 - 499	
		Very High : >= 500	
		Note: Overnight fasting of 10-12hrs is recommended to avoid fluctuations in Lipid Profile.	
<b>VLDL</b>	57*	10-40	mg/dL
Method: Calculated			

**End of the report**



*Results are to be correlated clinically*

**NOTE:** For all pathological tests, despite technical limitations which may at times cause interpretative errors. Collaborative clinical pathological co-relation is necessary. In case of any discrepancy, results may be reviewed and repeat investigation is advised. Typographical errors should be reported immediately for correction. The report is not valid for medico legal purpose.

**Excel Hospitals (P) Ltd.**

Dr. SANKAR SINGH  
SONI  
M/138, Chunniganj, Kanpur - 208001  
Ph. 0512-2555991, 2555992  
Email: excelhospitals@gmail.com  
❖ Emergency No. 9935577550



## DEPARTMENT OF LABORATORY SERVICES

Patient Name : Mr. DHARMENDRA KUMAR PRAJAPATI Age / Gender : 34Y/Male  
UHID/MR No. : SKAN.0000131464 OP Visit No : SKANOPV158555  
Sample Collected on : 09-12-2023 17:48 Reported on : 09-12-2023 18:20  
LRN# : LAB13241487 Specimen : Plasma(PP)  
Ref Doctor : SELF  
Package Name : ARCOFEMI - MEDIWHEEL - FULL BODY  
ANNUAL PLUS MALE - 2D ECHO - PAN INDIA -  
FY2324  
Emp/Auth/TPA ID : 286429 Adm/Consult Doctor :  
Sponsor Name : ARCOFEMI HEALTHCARE LIMITED

### DEPARTMENT OF LABORATORY MEDICINE

<u>TEST NAME</u>	<u>RESULT</u>	<u>BIOLOGICAL REFERENCE INTERVALS</u>	<u>UNITS</u>
GLUCOSE, POST PRANDIAL (PP), 2 HOURS (POST MEAL)			
GLUCOSE - SERUM / PLASMA (POST PRANDIAL)	123	70 - 140	mg/dl
Method: Glucose Oxidase-Peroxidase			

End of the report



Results are to be correlated clinically

**NOTE :** All pathological test have technical limitations which may at times cause interpretative errors. Collaborative clinical pathological co-relation is necessary. In case of any discrepancy, results may be reviewed and repeat investigation is advised. Typographical errors should be reported immediately for correction. The report is not valid for medico legal purpose.

**Excel Hospitals (P) Ltd.**

SONI  
14/138, Chunniganj, Kanpur - 208001  
Ph. 0512-2555991, 2555992  
Email: excelhospitals@gmail.com  
❖ Emergency No. 9935577550

**DEPARTMENT OF LABORATORY SERVICES**

<b>Patient Name</b> : Mr. DHARMENDRA KUMAR PRAJAPATI	<b>Age / Gender</b> : 34Y/Male
<b>UHID/MR No.</b> : SKAN.0000131464	<b>OP Visit No</b> : SKANOPV158555
<b>Sample Collected on</b> : 09-12-2023 11:17	<b>Reported on</b> : 09-12-2023 15:40
<b>LRN#</b> : LAB13241487	<b>Specimen</b> : Blood(bio/EDTA)
<b>Ref Doctor</b> : SELF	
<b>Package Name</b> : ARCOFEMI - MEDIWHEEL - FULL BODY ANNUAL PLUS MALE - 2D ECHO - PAN INDIA - FY2324	
<b>Emp/Auth/TPA ID</b> : 286429	<b>Adm/Consult Doctor</b> :
<b>Sponsor Name</b> : ARCOFEMI HEALTHCARE LIMITED	

**DEPARTMENT OF LABORATORY MEDICINE**

<u>TEST NAME</u>	<u>RESULT</u>	<u>BIOLOGICAL REFERENCE INTERVALS</u>	<u>UNITS</u>
HbA1c, GLYCATED HEMOGLOBIN			
HbA1c, GLYCATED HEMOGLOBIN Method:HPLC	5.3	<=5.6:Non-Diabetic 5.7-6.4: Prediabetes (Increased Risk for Diabetes) >=6.5: Diabetes Mellitus Note: In absence of unequivocal Hyperglycemia and the presence of discordant fasting, post prandial or Random Glucose values, result should be confirmed by repeat test(ADA Guidelines 2015)	%
eAG (estimated Average Glucose) Method: Calculated	105.41		mg/dL

**End of the report**



*Results are to be correlated clinically*

**NOTE**: All pathological test have technical limitations which may at times cause interpretative errors. Collaborative clinical pathological co-relation is necessary. In case of any discrepancy, results may be reviewed and repeat investigation is advised. Typographical errors should be reported immediately for correction. The report is not valid for medico legal purpose.

**Excel Hospitals (P) Ltd.**

Dr. S. S. SINGH  
 SONI  
 10/38, Chunniganj, Kanpur - 208001  
 Ph. 0512-2555991, 2555992  
 Email: excelhospitals@gmail.com  
 ♦ Emergency No. 9935577550

## DEPARTMENT OF LABORATORY SERVICES

<b>Patient Name</b>	: Mr. DHARMENDRA KUMAR PRAJAPATI	<b>Age / Gender</b>	: 34Y/Male
<b>UHID/MR No.</b>	: SKAN.0000131464	<b>OP Visit No</b>	: SKANOPV158555
<b>Sample Collected on</b>	: 09-12-2023 11:17	<b>Reported on</b>	: 09-12-2023 13:41
<b>LRN#</b>	: LAB13241487	<b>Specimen</b>	: Urine
<b>Ref Doctor</b>	: SELF		
<b>Package Name</b>	: ARCOFEMI - MEDIWHEEL - FULL BODY ANNUAL PLUS MALE - 2D ECHO - PAN INDIA - FY2324		
<b>Emp/Auth/TPA ID</b>	: 286429	<b>Adm/Consult Doctor</b>	:
<b>Sponsor Name</b>	: ARCOFEMI HEALTHCARE LIMITED		

### DEPARTMENT OF LABORATORY MEDICINE

<u>TEST NAME</u>	<u>RESULT</u>	<u>BIOLOGICAL REFERENCE INTERVALS</u>	<u>UNITS</u>
<b>COMPLETE URINE EXAMINATION</b>			
<b>Color:</b>	Pale Yellow	Pale Yellow	
<b>Specific Gravity</b> Method: Indicator Method	1.020	1.005 - 1.035	
<b>Transparency:</b>	Clear	Clear	
<b>Protein :</b> Method: Indicator Method	Nil	Nil	
<b>Glucose:</b> Method: Glucose Oxidase	Absent	Nil	
<b>pH</b> Method: Indicator Method	7.0 ( Neutral )	4.6 - 8	
<b>DEPOSITS:</b>	Absent		
<b>WBC/Pus Cells</b>	Nil	0-5	/hpf
<b>Tc/Sqc(Transitional/Squamous epithelial cells)</b>	Occasional	2-3	/hpf



*Results are to be correlated clinically*

**NOTE** :- All pathological test have technical limitations which may at times cause interpretative errors. Collaborative clinical pathological co-relation is necessary. In case of any discrepancy, results may be reviewed and repeat investigation is advised. Typographical errors should be reported immediately for correction. The report is not valid for medico legal purpose.

**Excel Hospitals (P) Ltd.**  
Dr. S. S. SINDHER SINGH  
SONI

14/13B, Chunniganj, Kanpur - 208001  
Ph. 0512-2555991, 2555992  
Email : excelhospitals@gmail.com  
❖ Emergency No. 9935577550

**DEPARTMENT OF LABORATORY SERVICES**

**Patient Name** : Mr. DHARMENDRA KUMAR PRAJAPATI      **Age / Gender** : 34Y/Male  
**UHID/MR No.** : SKAN.0000131464      **OP Visit No** : SKANOPV158555  
**Sample Collected on** : 09-12-2023 11:17      **Reported on** : 09-12-2023 13:41  
**LRN#** : LAB13241487      **Specimen** : Urine  
**Ref Doctor** : SELF  
**Package Name** : ARCOFEMI - MEDIWHEEL - FULL BODY  
 ANNUAL PLUS MALE - 2D ECHO - PAN INDIA -  
 FY2324  
**Emp/Auth/TPA ID** : 286429      **Adm/Consult Doctor** :  
**Sponsor Name** : ARCOFEMI HEALTHCARE LIMITED

RBC	Nil	0 - 2	/hpf
Crystals:	Nil		
Casts:	Nil		/hpf

**End of the report**




*Results are to be correlated clinically*

Lab Technician / Technologist  
**NOTE** : All pathological test have technical limitations which may at times cause interpretative errors. Collaborative clinical pathological co-relation is necessary. In case of any discrepancy, results may be reviewed and repeat investigation is advised. Typographical errors should be reported immediately for correction. The report is not valid for medico legal purpose.

**Excel Hospitals (P) Ltd.**

Dr. SANSINDER SINGH  
 SONI  
 14/38, Chunniganj, Kanpur - 208001  
 Ph. 0512-2555991, 2555992  
 Email: excelhospitals@gmail.com  
 ♦ Emergency No. 9935577550



# SONI DIAGNOSTICS

118/572, KAUSHALPURI, GUMTI NO. 5, KANPUR - 208012

Ph. : 0512-2219667, 8858154254

e-mail : sonidiagnostics01@gmail.com

Patient Name : MR. DHARMENDRA KUMAR PRAJAPATI

Age / Gender : 34 years / Male

Patient ID : 41805

Source : Excel Hospital

Referral : SELF

Collection Time : 09/12/2023, 02:05 p.m.

Reporting Time : 09/12/2023, 04:07 p.m.

Sample ID :



Test Description	Value(s)	Reference Range	Unit(s)
------------------	----------	-----------------	---------

## T3,T4,TSH

SAMPLE TYPE : SERUM

T3 Method : CLIA	1.10	0.79 - 1.58	ng/mL
T4 Method : CLIA	8.80	5.2-12.7	µg/dL
TSH Method : CLIA	3.95	0.3-4.5	µIU/mL

## Interpretation

TSH	T4	T3	INTERPRETATION
HIGH	NORMAL	NORMAL	MILD (SUBCLINICAL)HYPOTHYROIDISM
HIGH	LOW OR NORMAL	LOW OR NORMAL	HYPOTHYROIDISM
LOW	NORMAL	NORMAL	MILD (SUBCLINICAL)HYPERTHYROIDISM
LOW	HIGH OR NORMAL	HIGH OR NORMAL	HYPERTHYROIDISM
LOW	LOW OR NORMAL	LOW OR NORMAL	NON-THYROIDAL ILLNESS: RARL PITUITARY (SECONDARY)HYPOTHYROIDISM

**\*\*END OF REPORT\*\***

All the reports have to be correlated clinically. If the result of the tests are unexpected ,the patient is advised to contact the lab immediately for a recheck.



Dr. S.S.Soni

M.D. (PATHOLOGY)

All diagnostic tests have limitations & clinical interpretation should not be solely based on single investigation. Clinical correlation and further relevant investigations advised if warranted. Any discrepancies in test results should be notified within 24 hours. This report is not valid for medicolegal purpose.





Dear **MR. PRAJAPATI DHARMENDRA KUMAR,**

Please find the confirmation for following request.

**Booking Date** : 03-12-2023  
**Package Name** : Arcofemi MediWheel Full Body Annual Plus Male 2D ECHO  
**Name of Diagnostic/Hospital** : Apollo Spectra - Kanpur  
**Address of Diagnostic/Hospital** : 14/138 ,Chunni Ganj Mal Road,Kanpur,Kanpur Nagar -208001  
**Contact Details** : 0512 - 2555991/992 / 9935577550  
**City** : Kanpur  
**State** : Uttar Pradesh  
**Pincode** : 208001  
**Appointment Date** : 09-12-2023  
**Confirmation Status** : Confirmed  
**Preferred Time** : 8:00am-9:00am  
**Comment** : APPOINTMENT TIME 9:00AM

**Instructions to undergo Health Check:**

1. Please ensure you are on complete fasting for 10-To-12-Hours prior to check.
2. During fasting time do not take any kind of medication, alcohol, cigarettes, tobacco or any other liquids (except Water) in the morning.
3. Bring urine sample in a container if possible (containers are available at the Health Check centre).
4. Please bring all your medical prescriptions and previous health medical records with you.
5. Kindly inform the health check reception in case if you have a history of diabetes and cardiac problems.

**For Women:**

1. Pregnant Women or those suspecting are advised not to undergo any X-Ray test.
2. It is advisable not to undergo any Health Check during menstrual cycle.

Request you to reach half an hour before the scheduled time.

In case of further assistance, Please reach out to Team Mediwheel.