

GJ05 20000310891

Application No.

REGISTRATION



REGISTRATION

(GJ)

REGISTRATION
12-07-2000

Permanent Address

C-201, STERLING HEIGHTS, UGAY CANAL ROAD
JAHANGIRABAD PYRAMID TOWNSHIP 396006, GJ

Emergency Contact No.

Holder's Signature

Registering Authority
JAHANGIRABAD



24-Feb-2024 7:59:23 am
21.1870N 72.7937E

Star Bazar
Surat

Altitude:50.6m

Speed:0.0km/h

priti

#revival

Index number: 7914





Medical Form & EYE CHECK UP

Demographic Information:

Name	: Biti Babal	Date	: 24/02/24
Age	: 49		
Sex	: F		

VITALS CHECKUP

Blood Pressure	:-	130/90	HEIGHT [IN CM]	:-	154 cm
Heart Rate	:-	92/min.	Weight (in Kgs)	:-	106 kg
Spo2	:-	97%	BMI VALUE	:-	47.7
PULSE	:-	90/min	BMI STATUS	:-	obese class

HISTORY

Current Health Complaints	HTN
Past History	NO
Family History	HTN
Allergies	NO
Ongoing Medication	FOR HTN
Any other problems needing attention / Overall Assessment :	

REMARKS :-

(2)

EYE TEST

1. VISION :-

A. NEAR VISION

RIGHT EYE :-	(2)
LEFT EYE :-	(2)

B. DISTANCE VISION

RIGHT EYE :-	6/9
LEFT EYE :-	6/9

2. COLOR VISION :-

RIGHT EYE :-	(2)
LEFT EYE :-	(2)

3. NIGHT VISION :-

RIGHT EYE :-	(2)
LEFT EYE :-	(2)

REMARKS :- NAD

DOCTOR SIGN

Revival Diagnostic

401, Aqua Corridor,
B/s. Star Bazar, Surat-395009
No. 91062-28601

Dr. Chirag Patel
M.B.B.S. G-49432

help@healthledger.co.in
+91 916 907 5555



Dental Checkup

Reg. No. : _____ Date: 24/02/2024
Patient Name Mr./Mrs Priiti Dalal
Age 49 Sex F Address SURAT
Mobile No. 8469284696

Past Medical History

- 1) Smoking 2) Alcohol 3) Hepatitis B & C 4) Diabetics 6) Tobacco 5) Allergy 6) Asthma
7) Any Other: NO

PDH:- ⊖

O/E :- ⊖

Investigation :- NO

Treatment:- NO

Doctor's Sign and Stamp

Consent Form:

I, Priiti Dalal-----have given true & total information to the dentist regarding past & present illness as well as ongoing medical treatment. I have been fully informed regarding treatment for present illness. Along with benefit & possible risk from medicines / Surgery / Anesthetic drugs to be used by the dentist in my own understanding language. I hereby willingly permit the dentist to undertake the treatment or surgical intervention.

Patient Signature: પ્રિતિ દાલલ

RADIOLOGY | PATHOLOGY | CARDIOLOGY | DENTAL | OHC | CORPORATE WELLNESS

Revival Diagnostic
401, Axis Corridor,
B/s. Star Bldg, Surat-395009
No. 91062-28601



REVIVAL DIAGNOSTICS

Name	PRITI DALAL	Age/Gender	49Yrs/Female
Reg No.	1790/24	Receipt No	17321
Referred By	Bank of Baroda (BOB) - MEDI WHEEL()	Mode of Payment	CREDIT
Collection Type	CENTER	Collection DateTime	24-Feb-2024 08:06 AM

BLOOD GROUP - 24022457 Released at 24-Feb-2024 11:25 AM

Parameter	Result	Biological Ref.Range	Method
-Blood Group	"A"		
-Rh Factor	POSITIVE		

CBC - 24022457 Released at 24-Feb-2024 10:56 AM

Parameter	Result	Biological Ref.Range	Method
-Haemoglobin	9.4 gm/dL	L (12 - 16 gm/dL)	Auto
-RBC Count	4.35 mill/cumm	(4.2 - 5.4 mill/cumm)	Auto
-Total WBC Count	5800 /cumm	(4000 - 10000 /cumm)	Auto
-Platelet Count	3.71 lakh/cumm	(1.5 - 4.5 lakh/cumm)	Auto

Blood Indices

-HCT	32.8 %	L (40 - 55 %)	Auto
-MCV	75.6 fl	L (80 - 92 fl)	Auto
-MCH	21.7 pg	L (27 - 31 pg)	Auto
-MCHC	28.8 gm/dL	L (32 - 36 gm/dL)	Auto
-RDW	14.4 %	(11 - 15 %)	Auto

Diff WBC Count

-Polymorphs	56 %	(40 - 80 %)	Microscopically
-Lymphocytes	36 %	(20 - 40 %)	Microscopically
-Eosinophils	06 %	(1 - 6 %)	Microscopically
-Monocytes	02 %	(2 - 7 %)	Microscopically
-Basophils	00 %	(0 - 1 %)	Microscopically
-PLATELET ON SMEAR	Adequate		Microscopically
-MALARIAL PARASITES	Malarial Parasites Not Detected		Microscopically

[Test performed on Fully Automated Hematology Analyzer ERBA H-360]

Revival Diagnostics
401-Aqua Corridor,
Beside Star Bazar, Adajan,
Surat-395009. Mo. 9825947717

Dr. Shivangi Gandhi
M.B.B.S, M.D (Pathology)

0261-2747788, 98259 47712

4th Floor, Aqua Corridor, Hazira Road, Adajan Pal, Surat - 395009.

revivaldiagnostics.surat@gmail.com

www.revivaldiagnostics.com



REVIVAL DIAGNOSTICS

Name	PRITI DALAL	Age/Gender	49Yrs/Female
Reg No.	1790/24	Receipt No	17321
Referred By	Bank of Baroda (BOB) - MEDI WHEEL()	Mode of Payment	CREDIT
Collection Type	CENTER	Collection DateTime	24-Feb-2024 08:06 AM

ESR - 24022457 Released at 24-Feb-2024 12:04 PM

Parameter	Result	Biological Ref.Range	Method
-E.S.R	08 mm/hr	(3 - 15 mm/hr)	

Revival Diagnostics
401-Aqua Corridor,
Beside Star Bazar, Adajan,
Surat-395009. Mo. 9825947717

☎ 0261-2747788, 98259 47712

📍 4th Floor, Aqua Corridor, Hazira Road, Adajan Pal, Surat - 395009.

Dr. Shivangi Gandhi
M.B.B.S, M.D (Pathology)

📧 revivaldiagnostics.surat@gmail.com

🌐 www.revivaldiagnostics.com



REVIVAL DIAGNOSTICS

Name	PRITI DALAL	Age/Gender	49Yrs/Female
Reg No.	1790/24	Receipt No	17321
Referred By	Bank of Baroda (BOB) - MEDI WHEEL()	Mode of Payment	CREDIT
Collection Type	CENTER	Collection DateTime	24-Feb-2024 08:06 AM

FBS & PPBS - 24022458 Released at 24-Feb-2024 01:15 PM

Parameter	Result	Biological Ref.Range	Method
-Fasting Blood Sugar (FBS)	122 mg/dL	H 70-100 mg/dl Impaired Tolerance: 100-125 Diabetes Mellitus: \geq 126 (American diabetes association guidelines 2022)	
-Fasting Urine Sugar	Absent		
-Fasting Urine Acetone	Absent		
-PPBS	142 mg/dL	H (90 - 140 mg/dL)	
-PP2BS URINE SUGAR	Absent		
-PP2BS URINE ACETONE	Absent		

Revival Diagnostics
401-Aqua Corridor,
Beside Star Bazar, Adajan,
Surat-395009. Mo. 9825947712

Dr. Shivangi Gandhi
M.B.B.S, M.D (Pathology)

☎ 0261-2747788, 98259 47712

📍 4th Floor, Aqua Corridor, Hazira Road, Adajan Pal, Surat - 395009.

✉ revivaldiagnostics.surat@gmail.com

🌐 www.revivaldiagnostics.com



REVIVAL DIAGNOSTICS

Name	PRITI DALAL	Age/Gender	49Yrs/Female
Reg No.	1790/24	Receipt No	17321
Referred By	Bank of Baroda (BOB) - MEDI WHEEL()	Mode of Payment	CREDIT
Collection Type	CENTER	Collection DateTime	24-Feb-2024 08:06 AM

LIVER FUNCTION TEST (LFT) - 24022459 Released at 24-Feb-2024 01:15 PM

Parameter	Result	Biological Ref.Range	Method
-Serum Total Bilirubin	0.5 mg/dL	(0 - 1.3 mg/dL)	Diazo
-Serum Direct Bilirubin	0.1 mg/dL	(0 - 0.4 mg/dL)	Diazo
-Serum InDirect Bilirubin	0.4 mg/dL	(0.1 - 1.3 mg/dL)	Calculated
-Total Protein (TP)	6.4 gm/dL	(6.4 - 8.3 gm/dL)	Biuret
-Albumin (ALB)	3.7 gm/dL	(3.5 - 5.2 gm/dL)	BCG
-Globulin	2.7 gm/dL	(2.3 - 3.6 gm/dL)	Calculated
-A/G Ratio	1.37 gm/dL	(1 - 2.3 gm/dL)	Calculated
-SGPT(ALT)	22 U/L	(5 - 45 U/L)	IFCC, Kinetic without Pyridoxal Phosphate
-SGOT (AST)	15 U/L	(0 - 35 U/L)	IFCC, Without Pyridoxal Phosphate
-Alkaline Phosph.	78 U/L	(42 - 128 U/L)	ALP-AMP
-GGT	18 U/L	(5 - 50 U/L)	Glupa-C

[Test performed on Fully Automated Biochemistry Analyzer ERBA EM200]

Revival Diagnostics

401-Aqua Corridor,
Beside Star Bazar, Adajan,
Surat-395009. Mo. 9825947717

Dr. Shivangi Gandhi
M.B.B.S, M.D (Pathology)

☎ 0261-2747788, 98259 47712

📍 4th Floor, Aqua Corridor, Hazira Road, Adajan Pal, Surat - 395009.

✉ revivaldiagnostics.surat@gmail.com

🌐 www.revivaldiagnostics.com



REVIVAL DIAGNOSTICS

Name	PRITI DALAL	Age/Gender	49Yrs/Female
Reg No.	1790/24	Receipt No	17321
Referred By	Bank of Baroda (BOB) - MEDI WHEEL()	Mode of Payment	CREDIT
Collection Type	CENTER	Collection DateTime	24-Feb-2024 08:06 AM

Creatinine - 24022459 Released at 24-Feb-2024 01:16 PM

Parameter	Result	Biological Ref.Range	Method
-Creatinine	0.7 mg/dL	(0.6 - 1.14 mg/dL)	ENZYMATIC

BUN - 24022459 Released at 24-Feb-2024 10:37 AM

Parameter	Result	Biological Ref.Range	Method
-Blood Urea Nitrogen (BUN)	7 mg/dL	(6 - 20 mg/dL)	Calculated

Uric Acid - 24022456 Released at 24-Feb-2024 01:16 PM

Parameter	Result	Biological Ref.Range	Method
-Uric Acid	5.0 mg/dL	(3.5 - 7.2 mg/dL)	Uricase-POD

Revival Diagnostics

401-Aqua Corridor,
Beside Star Bazar, Adajan,
Surat-395009. Mo. 9825947712

Dr. Shivangi Gandhi
M.B.B.S, M.D (Pathology)

0261-2747788, 98259 47712

4th Floor, Aqua Corridor, Hazira Road, Adajan Pal, Surat - 395009.

revivaldiagnostics.surat@gmail.com

www.revivaldiagnostics.com



REVIVAL DIAGNOSTICS

Name	PRITI DALAL	Age/Gender	49Yrs/Female
Reg No.	1790/24	Receipt No	17321
Referred By	Bank of Baroda (BOB) - MEDI WHEEL()	Mode of Payment	CREDIT
Collection Type	CENTER	Collection DateTime	24-Feb-2024 08:06 AM

Lipid Profile - 24022459 Released at 24-Feb-2024 01:16 PM

Parameter	Result	Biological Ref.Range	Method
-Serum Cholesterol	186 mg/dL	Desirable < 200 mg/dl Borderline High : 200-239 mg/dl High : > 240 mg/dl	CHOD-PAP
-Serum Triglyceride	187 mg/dL	Normal < 150 mg/dl Borderline High : 150 - 199 mg/dl High : 200 - 499 mg/dl Very High : 500 mg/dl	GPO-POD Method
-Serum HDLD(Direct)	50 mg/dL	Normal :> 55 mg/dl Borderline : 35-55 mg/dl Undesirable: < 35 mg/dl	PVS-PEGME Precipitation with CHOD-POD
-Serum VLDL	37 mg/dL	H (5 - 30 mg/dL)	Calculated
-Serum LDLD(Direct)	99 mg/dL	Optimal:< 100 mg/dl Above Optimal : 100- 129 mg/dl Borderline High : 130-159 mg/dl High : > 160-189mg/dl Very High : >190 mg/dl	Calculated
-Chol/HDL	3.72	Low risk: <3.8 Medium Risk: 3.8 to 5.9 High Risk: > 6	Calculated
-LDL/Chol	1.89	Low risk: <3.55 Medium Risk: 3.55 to 4.0 High Risk: > 6	Calculated

[Test performed on Fully Automated Biochemistry Analyzer ERBA EM200]


Revival Diagnostics
401-Aqua Corridor,
Beside Star Bazar, Adajan,
Surat-395009. Mo. 9825947717

0261-2747788, 98259 47712

4th Floor, Aqua Corridor, Hazira Road, Adajan Pal, Surat - 395009.

revivaldiagnostics.surat@gmail.com

www.revivaldiagnostics.com


Dr. Shivangi Gandhi
M.B.B.S, M.D (Pathology)



Name	PRITI DALAL	Age/Gender	49Yrs/Female
Reg No.	1790/24	Receipt No	17321
Referred By	Bank of Baroda (BOB) - MEDI WHEEL()	Mode of Payment	CREDIT
Collection Type	CENTER	Collection DateTime	24-Feb-2024 08:06 AM

Urine Routine & Micro Examination - 24022461 Released at 24-Feb-2024 01:01 PM

Parameter	Result	Biological Ref.Range	Method
<u>Physical Examination</u>			
-Quantity	30		Manual
-Colour	Pale Yellow	Pale Yellow	Manual
-Appearance	Clear	Clear	Manual
-Reaction (pH)	Acidic		Dipstick
-Specific Gravity	1.030		Dipstick
<u>Chemical Examination</u>			
-Proteins.	Absent		Dipstick
-Sugar	Absent		Dipstick
-Acetone.	Absent		Dipstick
-Bile Salts	Absent	Absent	Dipstick
-Bile Pigments	Absent	Absent	Dipstick
-Occult Blood Test (OBT).	Negative		Dipstick
<u>Microscopic Examination</u>			
-Pus Cells	2-3		Microscopically
-Red Blood Cells	Absent		Microscopically
-Epithelial Cells	1-2		Microscopically
-Bacteria.	Absent		Microscopically
-Crystals	Absent	Absent	Microscopically
-Others	NIL	Absent	Microscopic Examination

Revival Diagnostics

401-Aqua Corridor,
Beside Star Bazar, Adajan,
Surat-395009. Mo. 9825947717

Dr. Shivangi Gandhi
M.B.B.S, M.D (Pathology)

0261-2747788, 98259 47712

4th Floor, Aqua Corridor, Hazira Road, Adajan Pal, Surat - 395009.

revivaldiagnostics.surat@gmail.com

www.revivaldiagnostics.com



REVIVAL DIAGNOSTICS

Name	PRITI DALAL	Age/Gender	49Yrs/Female
Reg No.	1790/24	Receipt No	17321
Referred By	Bank of Baroda (BOB) - MEDI WHEEL()	Mode of Payment	CREDIT
Collection Type	CENTER	Collection DateTime	24-Feb-2024 08:06 AM

Total T3 T4 TSH - 24022459 Released at 24-Feb-2024 11:16 AM

Parameter	Result	Biological Ref.Range	Method
-Total T3	1.04 ng/ml	(0.87 - 1.78 ng/ml)	Fluorescence Enzyme Immunoassay
-Total T4	5.21 ug/dl	(4.6 - 11 ug/dl)	Fluorescence Enzyme Immunoassay
-TSH	2.06 uIU/ml	0.50 - 5.50 uIU/ml 5.5 to 15 ul U/ml - Suggested Clinical co-relation or Repeat test with new sample as physiological factors can give false high TSH Above 15uIU/ml Hypothyroid PREGNANT WOMEN normal ranges for TSH: 1st Trimester : 0.0878 - 2.8293 uIU/ml 2nd Trimester : 0.1998 - 2.7915 uIU/ml 3rd Trimester : 0.307 - 2.9028 uIU/ml Ref: TIETZ Fundamentals of Clinical Chemistry	Fluorescence Enzyme Immunoassay

[Test performed on Fully Automated Immunology Analyzer Maglumi-600]

Revival Diagnostics
401-Aqua Corridor,
Beside Star Bazar, Adajan,
Surat-395009. Mo. 9825947712

Dr. Shivangi Gandhi
M.B.B.S, M.D (Pathology)

0261-2747788, 98259 47712

4th Floor, Aqua Corridor, Hazira Road, Adajan Pal, Surat - 395009.

revivaldiagnostics.surat@gmail.com

www.revivaldiagnostics.com



Name	PRITI DALAL	Age/Gender	49Yrs/Female
Reg No.	1790/24	Receipt No	17321
Referred By	Bank of Baroda (BOB) - MEDI WHEEL()	Mode of Payment	CREDIT
Collection Type	CENTER	Collection DateTime	24-Feb-2024 07:57 AM

2D ECHO
2D ECHOCARDIOGRAPHY & COLOR DOPPLER REPORT

INDICATION: Preventive Health check up

- **CARDIAC CHAMBERS :** Left Ventricle : Normal size , Left Atrium: Normal size.
- NO e/o thrombus in LA/LV
- Right Atrium: Normal size. Right Ventricle: Normal Size,
- **Normal Right Ventricular function.** (TAPSE=20mm)
- **Normal Left Ventricular systolic function.** LVEF = 60%
- **No regional wall abnormality. No thinning / scarring / dyskinesia of LV wall**
- **No Left Ventricular Hypertrophy.** (IVSd= 10 mm),
- **LV Compliance:**
- **NO Left Ventricular Diastolic Dysfunction [LVDD].**

VALVES :

- Structurally Normal Mitral valve/ Aortic valve/Tricuspid valve/ Pulmonary valve .
- No significant Valvular Stenosis
- **Doppler findings: AV max = 1.23 m/s, PV max = 0.91 m/s.**
- Trivial MR, Trivial Tricuspid regurgitation.
- **No Pulmonary Arterial Hypertension. PASP by TRjet vel.method = 24 mmHg.**
- **SEPTAE:** IAS / IVS Appear Intact.
- **IVC :** Normal in dimension and shows good inspiratory 13mm collapse.
- **OTHERS:** No e/o Pericardial effusion / vegetation.

IMPRESSION:

**NORMAL LV SYSTOLIC FUNCTION, LVEF= 60 %, NO RWMA,
NO LVH , NO LVDD , NO PAH.**

DR. ADITIA DORA
Signature
MBBS, DNB, PGDCC
PHYSICIAN & CLINICAL CARDIOLOGIST
G-5 1906

0261-2747788, 98259 47712

4th Floor, Aqua Corridor, Hazira Road, Adajan Pal, Surat - 395009.

revivaldiagnostics.surat@gmail.com

www.revivaldiagnostics.com



Name	PRITI DALAL	Age/Gender	49Yrs/Female
Reg No.	1790/24	Receipt No	17321
Referred By	Bank of Baroda (BOB) - MEDI WHEEL()	Mode of Payment	CREDIT
Collection Type	CENTER	Collection DateTime	24-Feb-2024 07:57 AM

USG OF ABDOMEN & PELVIS

LIVER:

Liver is normal in size, shape and increased echotexture.
No evidence of focal SOL or dilatation of IHBR seen.
Portahepatis appear normal.

GALLBLADDER:

Gallbladder is distended and appears normal.
No e/o calculus, mass lesion or changes of cholecystitis seen.

PANCREAS:

Pancreas appears normal in size, shape and echotexture.
No e/o focal lesion, mass or changes of pancreatitis seen.

SPLEEN:

Spleen appears normal in size, shape and echotexture.

PARAAORTIC REGION:

Aorta grossly appears normal. No e/o paraaortic lymphnodes seen.

KIDNEYS:

Both kidneys appear normal in size, shape, position and echotexture.
Cortex and collecting system of both kidneys appear normal.
No evidence of calculus or obstructive uropathy on either side.

URINARY BLADDER:

Bladder is distended and appears normal.
No calculus, mass lesion or changes of cystitis is seen.

UTERUS:

Retroverted, Normal in size, shape and echotexture. Cervix appears normal.
No e/o focal SOL.

OVARIES:

Both adnexal region appear normal.
No e/o adnexal mass lesion seen on either side.
No evidence of free fluid seen in pelvis.

COMMENTS:

fatty liver

Dr. Chirag K. Patel

MBBS-DMPD

Reg. No. G-23509

Revival Diagnostic

4th Chirag Patel
Nr. Star Bazar, Hazira Main Road,
Adajan, Surat-395009.
Mo. 97266 726683

Signature



Name	PRITI DALAL	Age/Gender	49Yrs/Female
Reg No.	1790/24	Receipt No	17321
Referred By	Bank of Baroda (BOB) - MEDI WHEEL()	Mode of Payment	CREDIT
Collection Type	CENTER	Collection DateTime	24-Feb-2024 07:57 AM

SONOGRAPHY OF BOTH BREASTS

TECHNIQUE- USG of both breast done by using 10 MHz high frequency.

FINDINGS -

RT BREAST:

On USG

Right breast shows normal parenchymal pattern.

No e/o skin thickening, nipple retraction, microcalcification.

No e/o focal SOL, architectural distortion.

No e/o lymphadenopathy is noted in right axillary region.

LT BREAST:

On USG

Left breast shows normal parenchymal pattern.

No e/o skin thickening, nipple retraction, microcalcification.

No e/o focal SOL, architectural distortion.

No e/o lymphadenopathy is noted in left axillary region.

COMMENT – Findings suggest ,

Right breast - Normal

Left breast - Normal

Dr. Chirag K. Patel
MBBS-DMPD
Reg. No: G-23509
Chirag K. Patel
Revival Diagnostic
4th Floor, Aqua Corridor
Nr. Star Bazar, Hazira Main Road,
Adajan, Surat-395009.
Mo. 97266 726683

R

NAME : PRITI DALAL
AGE: 49 YRS / FEMALE
REF BY: MEDI WHEEL





Name	PRITI DALAL	Age/Gender	49Yrs/Female
Reg No.	1790/24	Receipt No	17321
Referred By	Bank of Baroda (BOB) - MEDI WHEEL()	Mode of Payment	CREDIT
Collection Type	CENTER	Collection DateTime	24-Feb-2024 07:57 AM

CHEST RADIOGRAPH (PA VIEW)

- Hilar shadows are within normal limits.
- Pulmonary vasculature appears normal.
- Cardiac appears normal in size.
- Both dome of the diaphragm are smooth.
- Both costophrenic recesses are clear.
- Both lung fields appear normal.
- Visualized bones and soft tissue shadows appear normal.

IMPRESSION: NORMAL STUDY.

DR. CHIRAG K PATEL
RADIOLOGIST

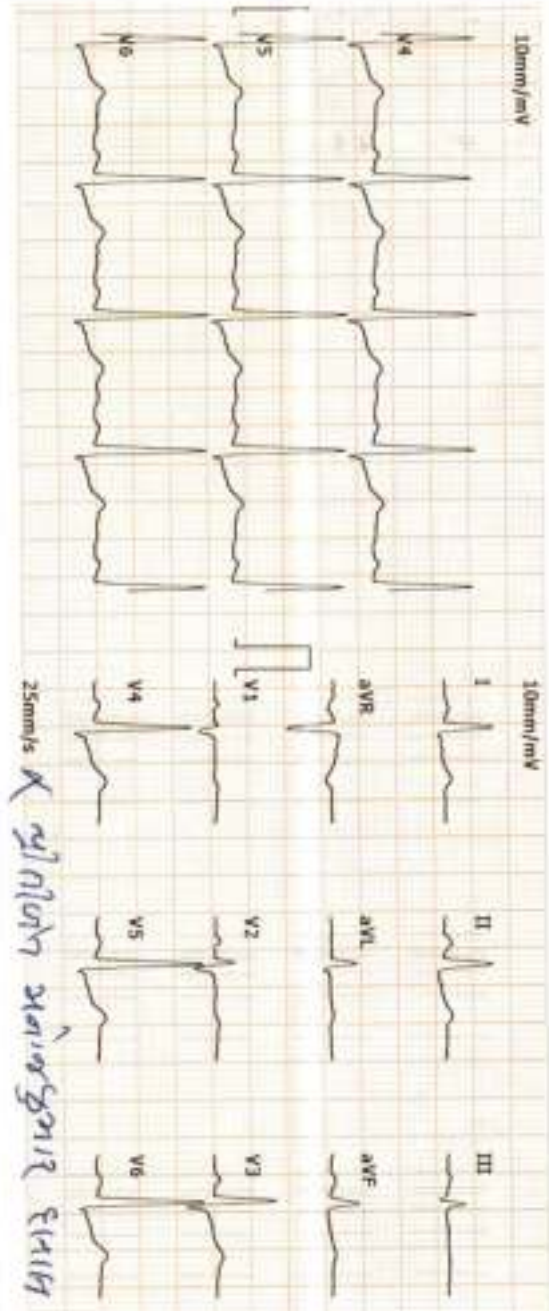

Dr. Chirag K. Patel

MBBS - 0

Reg. No. 2-230-0

Revival Diagnostics
Signature

Nr. Star Bazar Hazira Road, Adajan Pal, Surat-395009.
Mo. 97266 726008



2024-2-24 8:12:25 ID: 00008544

ID Card: _____ ID: 00008544

Name: PRITI DALAL Gender: Female

Age: 41y Height (cm): _____

Weight (kg): _____ BP (mmHg): _____

HR: _____ bpm 77

P-R: _____ ms 116

Q-R-S: _____ ms 90

QT/QTc: _____ ms 343/386

P/QRS/T AXES: _____ deg 83/39/63

RV5/SV1: _____ mV 1.42/0.20

RV5+SV1: _____ mV 1.62

*The result must be confirmed by doctor!

Report Confirmed by: _____

કચ્છીય સ્ત્રીના અભિરૂપિત દર્શાવેલ છે

Revival Diagnostics
401-Aqua Corridor,
Beside Star Bazar, Adajan,
Surat-395009. Mo. 9825947712

DR. ADITYA S. BORA
MBBS, MNB, PGDCT
PHYSICIAN & CLINICAL CARDIOLOGIST
G-54906



REVIVAL DIAGNOSTICS

Name	PRITI DALAL	Age/Gender	49Yrs/Female
Reg No.	1790/24	Receipt No	17321
Referred By	Bank of Baroda (BOB) - MEDI WHEEL()	Mode of Payment	CREDIT
Collection Type	CENTER	Collection DateTime	24-Feb-2024 07:57 AM

Ecg

1. The rhythm is sinus.
2. Heart rate is 77 beats per minute.
3. Normal P,QRS,T wave axis.
4. Normal PR,QRS,Q.T. Duration.
5. No pathological q wave or ST-T changes seen.
6. No evidence of chamber hypertrophy or enlargement seen.

IMPRESSION : ECG WITHIN NORMAL LIMITS

Revival Diagnostics
401-Aqua Corridor,
Beside Star Bazar, Adajan,
Surat-395009. Mo. 9825947712

DR. ADITYA S. BORA
MBBS, DNB, PGDCC
PHYSICIAN & CLINICAL CHEMIST
G-54906

0261-2747788, 98259 47712


4th Floor, Aqua Corridor, Hazira Road, Adajan Pal, Surat - 395009.

revivaldiagnostics.surat@gmail.com

www.revivaldiagnostics.com



UNION OF INDIA
GUJARAT STATE



GJ05 200000310891



Date of First Issue

12-07-2000

CDOK: 22/11/2019

Date of Birth

24-07-1974

Validity

26-12-2029

Blood Group

B+ VE



Name

PRITIBEN DALAL

Son/Daughter/Wife of

MANOJKUMAR