

**HAEMATOLOGY**

NAME : Anita Singh  
AGE/SEX : 35 Yr(s) 5 Day(s) FEMALE  
REQ. NO. : 01-DIRQ-PL-22-001547  
REF. BY : Dr. Self  
TAT : 2 Hrs 9 Mins

REG. NO. : 01-22-002283  
REG. DATE : 17/04/2022  
REQ. DATE : 17/04/2022  
COLLECTION DT. : 17/04/2022  
REP. DATE : 17/04/2022

**INVESTIGATION**

**RESULT**

**Blood Grouping (ABO, Rh)**

Blood Group (ABO)


"B"

Rh (D) Factor

POSITIVE

"Note: Please correlate clinically"

End of Report



Dr. Debkumar Ray  
MBBS, MD  
Consultant Biochemistry

Dr. Anup Kumar Boler  
MBBS, MD, Pathology  
Consultant Pathologist

Dr. S.G Mukhopadhyay  
MD, Pathologist.  
Consultant Pathologist

Dr. Purbasha Ghosh  
MBBS, M.D.  
(Microbiology)  
Consultant  
Microbiologist

P.B. : PATHOLOGY

OPD  
Making a family smile...

# SHARANYA

Multispeciality Hospital  
**BURDWAN**



## HAEMATOLOGY

NAME : Anita Singh  
AGE/SEX : 35 Yr(s) 5 Day(s) FEMALE  
REQ. NO. : 01-DIRQ-PL-22-001547  
REF. BY : Dr. Self .  
TAT : 1 Hrs 27 Mins

REG. NO. : 01-22-002283  
REG. DATE : 17/04/2022  
REQ. DATE : 17/04/2022  
COLLECTION DT.: 17/04/2022  
REP. DATE : 17/04/2022

INVESTIGATION	RESULT	UNIT	BIOLOGICAL REFERENCE
<b>C B C Complete Haemogram</b>			
Haemoglobin, Blood	12.2	gm/dl	11-16
Total Red Blood Corpuscles	4.24	million/cum	3.8-4.8
Total White Blood Corpuscles	9200	/cumm	4000-11000
<b>Differential Leucocyte Count</b>			
Neutrophils	71	%	45-75
Lymphocytes	25	%	25-45
Monocytes	02	%	2-5
Eosinophils	02	%	2-6
Basophils	00	%	<1
Platelet Count	3.30	Lakh/cumm	1.5-4.5
ESR 1st Hr	25	mm/1st hr.	5-35
Haematocrit/PCV, Blood	36.3	%	36-46
MCV	85.5	fl	83-101
MCH	28.8	Picogram	27-32
MCHC	33.7	%	30-35
Neutrophil : Lymphocyte Ratio (NLR)	2.84	-	1-3

Dr. Debkumar Ray  
MBBS, MD  
Consultant Biochemistry

Dr. Anup Kumar Boler  
MBBS, MD, Pathology  
Consultant Pathologist

Dr. S.G Mukhopadhyay  
MD, Pathologist.  
Consultant Pathologist

Dr. Purbasha Ghosh  
MBBS, M.D.  
(Microbiology)  
Consultant  
Microbiologist

P.B. : PATHOLOGY STUDENT

**CLINICAL PATHOLOGY**

Patient Name : Anita Singh  
Age / Sex : 35 Years / Female  
Ref. By : Dr. Self.  
Lab No :  
TAT : 2 Hrs 18 Mins

Reg No / Visit No : 01-22-002283/1  
Requisition No : 01-DIRQ-PL-22-001547  
Requisition Date : 17-Apr-2022  
Collection Date : 17-Apr-2022 10:12 AM  
Report Date : 17-Apr-2022

**URINE ROUTINE EXAMINATION**

TEST PARAMETERS	RESULT	TEST PARAMETER	RESULT
<b>PHYSICAL EXAMINATION</b>		<b>MICROSCOPICAL EXAMINATION</b>	
VOLUME	30 ml	PUS CELLS	1-2 /HPF
COLOUR	Pale Yellow	RBC	Nil
APPEARANCE	Slightly Hazy	EPITHELIAL CELLS	2-3/HPF
SPECIFIC GRAVITY	1.010	CASTS	NOT SEEN
		MICRO ORGANISM	Nil
<b>CHEMICAL EXAMINATION</b>			
REACTION	ACIDIC	CRYSTALS	NOT SEEN
PROTEIN	Nil		
GLUCOSE	ABSENT	PHOSPHATES	ABSENT
BLOOD	Nil	NITRITE	ABSENT
BILE PIGMENTS	ABSENT	KETONE	ABSENT
		BILE SALT	ABSENT

Dr. Anup Kumar Boier  
MBBS,MD, (path)

Dr. Arup Kumar Basu  
MBBS,MD(Path)

Dr. Debkumar Ray  
MBBS,MD(Biochemistry)

Dr. Purbasha Ghosh  
MBBS, MD(Microbiology)



**SHARANYA**  
Multispeciality Hospital  
**BURDWAN**



**BIOCHEMISTRY**

NAME : Anita Singh  
AGE/SEX : 35 Yr(s) 5 Day(s) FEMALE  
REQ. NO. : 01-DIRQ-PL-22-001547  
REF. BY : Dr. Self .  
TAT : 3 Hrs 43 Mins

REG. NO. : 01-22-002283  
REG. DATE : 17/04/2022  
REQ. DATE : 17/04/2022  
COLLECTION DT. : 17/04/2022  
REP. DATE : 17/04/2022

<u>INVESTIGATION</u>	<u>RESULT</u>	<u>UNIT</u>	<u>BIOLOGICAL REFERENCE RANGE</u>
Urea, Serum	25.6	mg/dl	13-50
Creatinine, Serum	0.86	mg/dl	0.5-1.3
Uric Acid	5.2	mg/dl	2.4-5.7
<b><u>Lipid Profile, Serum</u></b>			
Total Cholesterol	118.9	mg/dl	<250
Triglycerides	86.2	mg/dl	<170
HDL Cholesterol	49.3	mg/dl	<55
LDL Cholesterol	52.36	mg/dl	0-160
VLDL Cholesterol	17.24	mg/dl	10-35
Blood Glucose (Fasting)	98.2	mg/dl	70-110
<b><u>LIVER FUNCTION TEST</u></b>			
Total Bilirubin	0.57	mg/dl	0.1-1.2
Direct Bilirubin	<b>0.43</b>	mg/dl	<0.3
Indirect Bilirubin	0.14	mg/dl	
SGPT/ALT	23.9	U/L	<40
SGOT/AST	19.2	U/L	<40
Alkaline Phosphatase .	121.4	U/L	108-306
Total Protein	<b>6.15</b>	gm/dl	6.3-8.4
Albumin	3.89	gm/dl	3.5-5

Dr. Debkumar Ray  
MBBS, MD  
Consultant  
Biochemistry

Dr. Anup Kumar Boler  
MBBS, MD, Pathology  
Consultant Pathologist

Dr. S.G Mukhopadhyay  
MD, Pathologist.  
Consultant Pathologist

Dr. Purbasha Ghosh  
MBBS, M.D.  
(Microbiology)  
Consultant  
Microbiologist



**SHARANYA**  
Multispeciality Hospital  
**BURDWAN**



**BIOCHEMISTRY**


**NAME** : Anita Singh  
**AGE/SEX** : 35 Yr(s) 5 Day(s) FEMALE  
**REQ. NO.** : 01-DIRQ-PL-22-001547  
**REF. BY** : Dr. Self .  
**TAT** : 3 Hrs 43 Mins

**REG. NO.** : 01-22-002283  
**REG. DATE** : 17/04/2022  
**REQ. DATE** : 17/04/2022  
**COLLECTION DT.** : 17/04/2022  
**REP. DATE** : 17/04/2022

<b><u>INVESTIGATION</u></b>	<b><u>RESULT</u></b>	<b><u>UNIT</u></b>	<b><u>BIOLOGICAL REFERENCE RANGE</u></b>
Globulin	2.26	gm/dl	>2.5

"Note: Please correlate clinically"

End of Report

  
Dr. Debkumar Ray  
MBBS,MD  
Consultant  
Biochemistry

Dr. Anup Kumar Boler  
MBBS,MD, Pathology  
Consultant Pathologist

Dr. S.G Mukhopadhyay  
MD, Pathologist.  
Consultant Pathologist

Dr. Purbasha Ghosh  
MBBS, M.D.  
(Microbiology)  
Consultant  
Microbiologist



**SHARANYA**  
Multispeciality Hospital  
**BURDWAN**



## BIOCHEMISTRY

Patient Name : Anita Singh  
Age / Sex : 35 Years / Female  
Ref. By : Dr. Self .  
Lab No :  
TAT : 3 Hrs 42 Mins


Reg No / Visit No : 01-22-002283/1  
Requisition No : 01-DIRQ-PL-22-001547  
Requisition Date : 17-Apr-2022  
Collection Date : 17-Apr-2022 10:00 AM  
Report Date : 17-Apr-2022

Sample : Blood

<u>Test Parameters</u>	<u>Result</u>	<u>Unit</u>	<u>Normal Range</u>
HbA1C (Glycosylated Hb)	3.5	%	Non Diabetics 4-6 % Target of therapy < 7% Change of therapy > 8%

Comment : Kindly Correlate Clinically.

END OF REPORT

  
Dr. Debkumar Ray  
MBBS,MD  
Consultant  
Biochemistry

Dr. Anup Kumar Boler  
MBBS,MD, Pathology  
Consultant Pathologist

Dr. S.G Mukhopadhyay  
MD, Pathologist.  
Consultant Pathologist

Dr. Purbasha Ghosh  
MBBS, M.D.  
(Microbiology)  
Consultant  
Microbiologist

Dr. Binita Kangsabanik  
MBBS,MD(Microbiology)  
Consultant  
Microbiologist



**SHARANYA**  
Multispeciality Hospital  
**BURDWAN**



**ADVANCED BIOCHEMISTRY**

**NAME** : Anita Singh  
**AGE/SEX** : 35 Yr(s) 5 Day(s) FEMALE  
**REQ. NO.** : 01-DIRQ-PL-22-001547  
**REF. BY** : Dr. BANK OF BARODA  
**TAT** : 31 Hrs 23 Mins


**REG. NO.** : 01-22-002283  
**REG. DATE** : 17/04/2022  
**REQ. DATE** : 17/04/2022  
**COLLECTION DT.:** 17/04/2022  
**REP. DATE** : 18/04/2022

<u>INVESTIGATION</u>	<u>RESULT</u>	<u>UNIT</u>	<u>BIOLOGICAL REFERENCE</u>
<b>T3, T4, TSH</b>			
T3, Serum	2.1	ng/ml	0.69-2.15
T4, Serum	10.4	ug/dl	5.2-12.7
TSH, Serum	2.6	μIU/ml	0.3-4.5

Method -CLIA (Snibe Maglumi-800)

"Note: Please correlate clinically"

**End of Report**

  
Dr. Debkumar Ray  
MBBS, MD  
Consultant Biochemistry

Dr. Anup Kumar Boler  
MBBS, MD, Pathology  
Consultant Pathologist

Dr. S.G Mukhopadhyay  
MD, Pathologist.  
Consultant Pathologist

Dr. Purbasha Ghosh  
MBBS, M.D.  
(Microbiology)  
Consultant  
Microbiologist

P.B. : JOYDIP ADITYA



**SHARANYA**  
Multispeciality Hospital  
**BURDWAN**



**BIOCHEMISTRY**

**NAME** : Anita Singh  
**AGE/SEX** : 35 Yr(s) 5 Day(s) FEMALE  
**REQ. NO.** : 01-DIRQ-PL-22-001547  
**REF. BY** : Dr. BANK OF BARODA  
**TAT** : 1 Hrs 18 Mins

**REG. NO.** : 01-22-002283  
**REG. DATE** : 17/04/2022  
**REQ. DATE** : 17/04/2022  
**COLLECTION DT.:** 17/04/2022  
**REP. DATE** : 17/04/2022

<b><u>INVESTIGATION</u></b>	<b><u>RESULT</u></b>	<b><u>UNIT</u></b>	<b><u>BIOLOGICAL REFERENCE</u></b>
Blood Glucose (PP)	112.2	mg/dl	80-140

"Note: Please correlate clinically"

End of Report

**Dr. Debkumar Ray**  
MBBS, MD  
Consultant Biochemistry

**Dr. Anup Kumar Boler**  
MBBS, MD, Pathology  
Consultant Pathologist

**Dr. S.G Mukhopadhyay**  
MD, Pathologist.  
Consultant Pathologist

**Dr. Purbasha Ghosh**  
MBBS, M.D.  
(Microbiology)  
Consultant  
Microbiologist

P.B. : JOYDIP ADITYA



Name: Anita Singh.

AGE: 35 Yrs. Sex F.

Ref By Dr. Self.

DATE; 17.04.2022.

X-RAY CHEST PA VIEW.

Bronchovascular marking are normal.

Domes of diaphragms are smooth and regular.

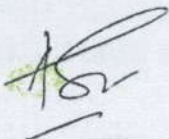
Both costophrenic angles are clear.

Mediastinum is central.

Hila shadow are normal.

Cardiac shadow is normal.

IMP: 1. Normal study.



**Dr. Anoop Sastry**  
Consultant Radiologist