

Name : Mrs. BHAVANA S PATANI (28 /F)  
 Address : DARIYAPUR, AHMADABAD, AHMADABAD, GUJARAT, INDIA  
 Examined by: Dr .AHC DOCTOR

Date : 30/01/2023

UHID : AHCC.0000126858  
 AHC No : AHCCA4361

Package accredited by Joint Commission International MEDIWHEEL-FULL BODY CHK-BELOW40-FEMALE



**CHIEF COMPLAINTS**

For Annual health checkup  
 No specific complaints

- Nil Significant

**PRESENT KNOWN ILLNESS**

Hypertension Since - 2012; Medication - stopped with medical advice

**Skin**

- Nil Significant

**General symptoms**

- Nil Significant



**Past medical history**

Do you have any allergies? - No

Allergies - Nil

Past medical history - nil significant

Covid 19 - No

Post detection (3 Weeks) - No

Hospitalization for Covid 19 - No



**Surgical history**

Breast lump removal - 2021

Caesarian section - 2017



**Personal history**

Ethnicity - Indian Asian

Marital status - Married

No. of children - 2

Male - 2

Diet - Mixed Diet

Alcohol - does not consume alcohol

Smoking - No

Chews tobacco - No

Physical activity - Sedentary



**Family history**

Father - alive

Mother - alive

Brothers - 2

Sisters - 1

Hypertension - mother



**DRUG ALLERGY**

NO KNOWN ALLERGY :30/01/2023



**SYSTEMIC REVIEW**

**Cardiovascular system**

- Nil Significant

**Respiratory system**

- Nil Significant

**Oral and dental**

Nil Significant

**Gastrointestinal system**

Nil Significant

**Genitourinary system**

Nil Significant

**Gynaec history**

Nil Significant

**Central nervous system**

Nil Significant

**Res**

Nil Significant

**IT**

Nil Significant

**Musculoskeletal system**

ne and joints

Name : Mrs. BHAVANA S PATANI (28 /F)

UHID : AHCC.0000126858

Date : 30/01/2023

Package : MEDIWHEEL-FULL BODY CHK-BELOW40-FEMALE

AHC No : AHCCA4361



Coronary artery

- none

disease

Cancer

- None

Thyroid/other

- mother

endocrine disorder

PHYSICAL EXAMINATION

General

General appearance - normal

Build - normal

Height - 160

Weight - 86.7

BMI - 33.87

Pallor - No

Oedema - no

Cardiovascular system

Heart rate (Per minute) - 97

Rhythm - Regular

Systolic(mm of Hg) - 142

Diastolic(mm of Hg) - 102

Heart sounds - S1S2+

Respiratory system

Breath sounds - Normal vesicular breath sounds

Abdomen

Organomegaly - No

Tenderness - No

nted By : BHAVANA DAGA

age 2 of 8

For Enquiry/Appointments Contact +91 76988 15003 / +91 79 66701880

Apollo Hospitals International Limited
Plot No.-14, Bhat, GIDC, Gandhinagar, Gujarat - 382428, India.
Phone : +91 79 66701800 | Fax No. : +91 79 66701843
E-mail : info@apolloahd.com | www.ahmedabad.apollohospitals.com

Apollo Hospitals - City Centre (NON NABH-JCI)
1, Tulsibaug Society, Nr. Parimal Garden, Ahmedabad.
Phone : +91 79 66305800 / 01 or +91 76988 15148
E-mail : infoahcc@apolloahd.com

Regd. Office
19, Bishop Gardens, R.A. Puram, Chennai - 600 028
CIN No. : U85110TN1997PLC039016 | GSTIn : 24AABCA4150H2Z5
For online appointment : www.askapollo.com

For online appointment : www.askapollo.com
Keep the records carefully and bring them along during your next visit to our Hospital



Name : Mrs. BHAVANA S PATANI (28 /F)

UHID : AHCC.0000126858

Date : 30/01/2023

Package : MEDIWHEEL-FULL BODY CHK-BELOW40-FEMALE

AHC No : AHCCA414361



**URINE FOR ROUTINE EXAMINATION**

Test Name	Result	Unit	Level	Range
Specific Gravity	1.015			
Colour:	Pale-Yellow			
Transparency:	Slightly Turbid			
pH	6.5			
Protein :	Nil			
Sugar:	Nil			
Blood:	1+			
Ketone	Absent			
Bile Pigments:	Absent			
Urobilinogen	Normal	E.U./d L		
Nitrite	Negative			
Pus Cells	2-4 /h.p.f		0-5	
RBC	10-12 /h.p./hpf		0-5/hpf	
Epithelial Cells	2-4 /h.p.f			
Casts:	Absent			
Crystals:	Absent			

Basophils	00	%	●	0-1
Platelet Count (Impedance)	299000	/cu mm	●	150000-450000
MPV (Calculated)	8.6	fl	●	7-11
RBC::	Anisocytosis (+)-Hypochromia (+)-Microcytes (+)			
ERYTHROCYTE SEDIMENTATION RATE (ESR) (Automated/ optic-electronic)	03	mm/1st hr	●	0-20

SUGGEST :

Please correlate clinically-S. Iron Profile is indicated.

**BLOOD GROUPING AND TYPING (ABO and Rh)**

Test Name	Result	Unit	Level	Range
BLOOD GROUP:	A Negative			

**LFT (LIVER FUNCTION TEST)**

Test Name	Result	Unit	Level	Range
ALT(SGPT) - SERUM / PLASMA	18	U/L	●	0-35
ALKALINE PHOSPHATASE - SERUM/PLASMA	133 *	U/L	●	Adult(Female): 35 - 104
AST (SGOT) - SERUM	15	U/L	●	>1 year Female : <32
Total Bilirubin	0.268 *	mg/dL	●	0.300-1.200
Direct Bilirubin	0.092	mg/dL	●	Upto 0.3 mg/dl

**COMPLETE BLOOD COUNT WITH ESR**

Test Name	Result	Unit	Level	Range
Hemoglobin (Photometric Measurement)	11.7 *	gm%	●	12-16
Packed cell volume(Calculated)	37.4	%	●	36-46
RBC COUNT (Impedance)	4.74	Million/ul	●	3.8-5.2
MCV (From RBC Histogram)	79 *	fl	●	80-100
MCH(Calculated)	24.8 *	pg	●	27-32
MCHC(Calculated)	31.4	%	●	31-36
RDW(Calculated)	16.4 *	%	●	11.5-14.5
WBC Count (Impedance)	8400	/cu mm	●	4000-11000
Neutrophils	57	%	●	40-75
Lymphocytes	31	%	●	20-40
Monocytes	08	%	●	2-10
Eosinophils	04	%	●	01-06

● Within Normal Range

● Borderline High/Low

● Out of Range

For Enquiry/Appointments Contact +91 76988 15003 / +91 79 66701880

Apollo Hospitals International Limited  
Plot No.-1A, Bhat, G.D.C. Gandhinagar, Gujarat - 382428, India.  
Phone : +91 79 66701800 | Fax No. : +91 79 66701843  
E-mail : info@apolloahd.com | www.ahmedabad.apollohospitals.com

Apollo Hospitals - City Centre (NOW NABH-JCI)  
1, TulsiBaag Society, Nr. Parimal Garden, Ahmedabad.  
Phone : +91 79 66305800 / 01 or +91 76988 15148  
E-mail : infoahcc@apolloahd.com

For online appointment : www.askapollo.com  
Keep the records carefully and bring them along during your next visit to our Hospital

Regd. Office  
19, Bishop Gardens, R.A. Puram, Chennai - 600 028  
CIN No. : U85110TN1997PLC039016 | GSTIN : 24AABCA4150H225  
For online appointment : www.askapollo.com



The Emergency Specialist

Saving time. Saving lives.



Name : Mrs. BHAVANA S PATANI (28 /F)

UHID : AHCC.0000126858

Date : 30/01/2023

Package : MEDIWHEEL-FULL BODY CHK-BELOW40-FEMALE

AHC No : AHCCA4361



Organization is Accredited by Joint Commission International

Indirect Bilirubin

0.18 mg/dL ●

1 Day ≤5.1 mg/dL

2 Days ≤7.2 mg/dL

3-5 Days ≤10.3 mg/dL

6-7 Days ≤8.4 mg/dL

8-9 Days ≤6.5 mg/dL

10-11 Days ≤4.6 mg/dL

12-13 Days ≤2.7 mg/dL

14 Days - 9 Years 0.2-0.8 mg/dL

10-19 Years 0.2-1.1 mg/dL

≥20 Years 0.2-1.2 mg/dL

Urine Glucose (Post Prandial) Nil

### GLYCOSYLATED HEMOGLOBIN (HBA1C) - WHOLE BLOOD

Test Name	Result	Unit	Level	Range
Glycosylated Hemoglobin (HbA1c)	5.96 *	%	●	Normal < 5.7
				%Increased risk for Diabetes 5.7 - 6.4%
				Diabetes >= 6.5%
				Monitoring criteria for Diabetes Mellitus <7.0 : Well Controlled Diabetes 7.1 - 8.0 : Unsatisfactory Control > 8.0 : Poor Control & Needs Immediate Treatment

### CREATININE - SERUM / PLASMA

Test Name	Result	Unit	Level	Range
CREATININE - SERUM / PLASMA	0.54	mg/dL	●	Adult Female: 0.5 - 1.2

### LFT (LIVER FUNCTION TEST)

Test Name	Result	Unit	Level	Range
GGTP: GAMMA GLUTAMYL TRANSPEPTIDASE - SERUM	17	U/L	●	Male : 10 - 71 Female : 6 - 42

### GLUCOSE - SERUM / PLASMA (FASTING)

Test Name	Result	Unit	Level	Range
Glucose - Plasma (Fasting)	97	mg/dL	●	70 - 100 : Normal 100 - 125 : Impaired Glucose Tolerance >= 126 : Diabetes Mellitus

### GLUCOSE - SERUM / PLASMA (POST PRANDIAL) - PPBS

Test Name	Result	Unit	Level	Range
Glucose - Plasma (Post Prandial)	143 *	mg/dL	●	70-140

● Within Normal Range      ● Borderline High/Low      ● Out of Range

Name : Mrs. BHAVANA S PATANI (28 /F)

UHID : AHCC.0000126858

Date : 30/01/2023

Package : MEDIWHEEL-FULL BODY CHK-BELOW40-FEMALE

AHC No : AHCCAH4361



Glycosylated Hemoglobin (HbA1c)

5.96 \* % ● Normal < 5.7

%Increased risk for Diabetes 5.7 - 6.4%

Diabetes >= 6.5%

Monitoring criteria for Diabetes Mellitus <7.0 : Well Controlled Diabetes 7.1 - 8.0 : Unsatisfactory Control > 8.0 : Poor Control & Needs Immediate Treatment

Mean Blood Sugar 124

**LFT (LIVER FUNCTION TEST)**

Test Name	Result	Unit	Level	Range
PROTEIN TOTAL - SERUM / PLASMA	8.01 *	g/dL	●	6.00-8.00
ALBUMIN - SERUM	4.62	g/dL	●	Adult(18 - 60 Yr): 3.5 - 5.2
Globulin-Serum/Plasma	3.4		●	2.20-4.20
A/G ratio	1.4		●	1.00-2.00

**THYROID PROFILE (T3,T4 AND TSH)**

Test Name	Result	Unit	Level	Range
TOTAL T3: TRI IODOTHYRONINE - SERUM	1.15	ng/mL	●	0.8 - 2.0
TOTAL T4: THYROXINE - SERUM	6.23 *	ug/dL	●	5.1 - 14.1
TSH: THYROID STIMULATING HORMONE - SERUM	3.76	µIU/mL	●	14-120 years : 0.27 - 4.20

**URIC ACID - SERUM**

Test Name	Result	Unit	Level	Range
URIC ACID - SERUM	4.5	mg/dL	●	Male : 3.4-7.0 Female : 2.4-5.7

**BUN (BLOOD UREA NITROGEN)**

Test Name	Result	Unit	Level	Range
BUN (BLOOD UREA NITROGEN)	8	mg/dL	●	6-20
UREA - SERUM / PLASMA	18	mg/dL	●	15 - 50

**LIPID PROFILE - SERUM**

Test Name	Result	Unit	Level	Range
Total Cholesterol	170	mg/dl	●	0 - 200 : Desirable 200 - 240 : Borderline High 240 - 280 : High > 280 : Very High
Triglycerides - Serum	113	mg/dL	●	0-150
HDL CHOLESTEROL - SERUM / PLASMA (Direct Enzymatic Colorimetric)	40 *	mg/dL	●	< 40 : Major risk factor for heart disease 40 - 59 : The higher The better. >=60 : Considered protective against heart disease
LDL Cholesterol (Direct LDL)	117	mg/dL	●	100 : Optimal 100-129 : Near Optimal 130-159 : Borderline High 160-189 : High >=190 : Very High
VLDL CHOLESTEROL	23		●	< 40 mg/dl
C/H RATIO	4.3		●	0-4.5

**CONVENTIONAL PAP SMEAR /CERVICAL SMEAR**

Ref No:

● Within Normal Range    ● Borderline High/Low    ● Out of Range

Name : Mrs. BHAVANA S PATANI (28 /F)

UHID : AHCC.0000126858

Date : 30/01/2023

Package : MEDIWHEEL-FULL BODY CHK-BELOW40-FEMALE

AHC No : AHCCA4361



Organization is accredited  
© Y 1066/23 International

Brief Clinical History:

LMP: 19.1.2023

SPECIMEN TYPE:

Conventional

Cervical smear

One wet fixed smear received, labeled as 'Bhavana AHCC 126858'.

SPECIMEN ADEQUACY:

Satisfactory for evaluation with endocervical cells.

INTERPRETATION/RESULT:

Negative for intraepithelial lesion or malignancy.

### USG WHOLE ABDOMEN

Liver appears normal in size and shows grade I fatty echotexture. No evidence of any other focal or diffuse pathology seen. Intra and extra hepatic biliary radicles are not dilated. Portal vein is normal in caliber. Intrahepatic portal radicles appear normal.

Gall bladder appears normal with no evidence of calculus. Wall thickness appears normal. No evidence of pericholecystic collection.

Visualized pancreas appear normal in size and echotexture. No focal lesions identified. Visualize pancreatic duct appears normal in caliber.

Spleen is normal in size and shows uniform echotexture.

Both kidneys are normal in size and show normal echo pattern with good corticomedullary differentiation.

Cortical outlines appear smooth. Large calculus in left mid calyx ( approx. size 20 to 24 mm ) noted possibly extending in renal pelvis. Another 7.4 mm sized calculus in left lower and 12 mm sized calculus in left upper calyx. Minimal hydronephrosis on left side present. Few small concretions seen on both sides.

No evidence of ascites or significant lymphadenopathy. Visualized bowel loops appear normal and shows normal peristalsis.

Urinary bladder is normal in contour and outline. Wall thickness appears normal. No evidence of any intraluminal pathology seen.

On transabdominal scan;

Uterus measures 7.5 x 4.5 x 3.6 cm. ET measures 7 mm.

Uterus is anteverted and appears normal in size and echotexture. No focal lesion noted. Myometrial and endometrial echotexture appears normal.

Both ovaries appears normal in size and echotexture. No definite evidence of adnexal/pelvic mass is seen.

### IMPRESSION :

Minimal hydronephrosis on left side with few large calculi in left kidney as mentioned.

CT/XRAY KUB correlation suggested.

Grav I fatty liver

### X-RAY CHEST PA

● Within Normal Range

● Borderline High/Low

● Out of Range

Name : Mrs. BHAVANA S PATANI (28 /F)

UHID : AHCC.0000126858

Date : 30/01/2023

Package : MEDIWHEEL-FULL BODY CHK-BELOW40-FEMALE

AHC No : AHCCA4361



Organization is Accredited  
by Joint Commission International

**NORMAL STUDY.**

**INVESTIGATIONS NOT DONE / NOT YET REPORTED / NOT  
PART OF PACKAGE(LAB,RADIOLOGY & CARDIOLOGY)**

**Haematology**

STOOL ROUTINE

URINE GLUCOSE(FASTING)

URINE GLUCOSE(POST PRANDIAL)

**CARDIOLOGY**

ECHO/TMT

ECG

● Within Normal Range      ● Borderline High/Low      ● Out of Range

For Enquiry/Appointments Contact +91 76988 15003 / +91 79 66701880

**Apollo Hospitals International Limited**  
Plot No.-1A, Bhat, GDC, Gandhinagar Gujarat - 382428, India.  
Phone : +91 79 66701800 | Fax No. : +91 79 66701843  
E-mail : info@apolloahd.com | www.ahmedabad.apollohospitals.com

**Apollo Hospitals - City Centre (NON NABH-JCI)**  
1, TulsiBaag Society, Nr. Parimal Garden, Ahmedabad.  
Phone : +91 79 66305800 / 01 or +91 76988 15148  
E-mail : infoahcc@apolloahd.com

**Regd. Office**  
19, Bishop Gardens, R.A. Puram, Chennai - 600 028  
CIN No. : U85110TN1997PLC039016 | GSTin : 24AABCA4150H2Z5  
For online appointment : www.askapollo.com

For online appointment : [www.askapollo.com](http://www.askapollo.com)  
Keep the records carefully and bring them along during your next visit to our Hospital



Name : Mrs. BHAVANA S PATANI (28 /F)

UHID : AHCC.0000126858

Date : 30/01/2023

Package : MEDIWHEEL-FULL BODY CHK-BELOW40-FEMALE

AHC No : AHCCA4361



Executive Summary

MILD ANEMIA.
PREDIABETIC.
RAISED ALK PHOSPHATASE.
MILD HEMATURIA WITH LARGE CALCULI IN LEFT KIDNEY.

Wellness Prescription

Advice On Diet :-

LOW CARBOHYDRATE DIET

Advice On Physical Activity :-

REGULAR 30 MINUTES WALK FOR HEALTH AND 60 MONITES FOR WEIGHT REDUCTION DO YOGA AND MEDITATION. Reduction.

Recommended Follow-up Consultations

Table with 4 columns: Speciality Name, Doctor Name, Schedule Within, Remarks. Row 1: UROLOGY, DARSHAN SHAH GAUTAM PARMAR, 5 Day(s), RAISED ALK PHOSPHATASE. MILD HEMATURIA WITH LARGE CALCULI IN LEFT KIDNEY.



Printed By : BHAWANA DAGA

Note :- The Health Check-up examinations and routine investigations have certain limitations and may not be able to detect all the diseases. Any new or persisting symptoms should be brought to the attention of the Consulting Physician. Additional tests, consultations and follow up may be required in some cases.

For Enquiry/Appointments Contact +91 76988 15003 / +91 79 66701880

Apollo Hospitals International Limited
Plot No. -1A, Bhat, GIDC, Gandhinagar, Gujarat - 382428, India.
Phone : +91 79 66701800 | Fax No. : +91 79 66701843
E-mail : info@apolloahd.com | www.ahmedabad.apollohospitals.com

Apollo Hospitals - City Centre (NON NABH-JCI)
1, Tulsibaug Society, Nr. Parimal Garden, Ahmedabad.
Phone : +91 79 66305800 / 01 or +91 76988 15148
E-mail : infoahcc@apolloahd.com

Regd. Office
19, Bishop Gardens, R.A. Puram, Chennai - 600 028
CIN No. : U85110TN1997PLC039016 | GSTIN : 24AABCA4150H225
For online appointment : www.askapollo.com



For online appointment : www.askapollo.com
Keep the records carefully and bring them along during your next visit to our Hospital





Organization is Accredited  
by Joint Commission International



DEPARTMENT OF HAEMATOLOGY

--

Name : Mrs. BHAVANA S PATANI Age : 28Yr 4Mth 17Days Gender : Female  
 UHID : AHCC.0000126858 / AHCCA4361 W/BNo/RefNo : AHC  
 SIN \LRN : 3713664 \ 1593120  
 Specimen : Whole Blood ( EDTA )  
 Ref Doctor : Mr. AHC DOCTOR




Collected on : 30-JAN-2023 10:14:35 AM Received on : 30-JAN-2023 10:35:09 AM Reported on : 30-JAN-2023 11:28:18 AM

MEDIWHEEL-FULL BODY CHK-BELOW40-FEMALE

TEST NAME	RESULT	BIOLOGICAL REFERENCE INTERVALS	UNITS
<b>COMPLETE BLOOD COUNT WITH ESR</b>			
Hemoglobin (Photometric Measurement)	11.7 *	12 - 16	gm%
Packed cell volume(Calculated)	37.4	36 - 46	%
RBC COUNT (Impedance)	4.74	3.8 - 5.2	Million/ul
MCV (From RBC Histogram)	79 *	80 - 100	fl
MCH(Calculated)	24.8 *	27 - 32	pg
MCHC(Calculated)	31.4	31 - 36	%
RDW(Calculated)	16.4 *	11.5 - 14.5	%
WBC Count (Impedance)	8400	4000 - 11000	/cu mm
<b>Differential Count (VCS Technology and Microscopy)</b>			
Neutrophils	57	40 - 75	%
Lymphocytes	31	20 - 40	%
Monocytes	08	2 - 10	%
Eosinophils	04	01 - 06	%
Basophils	00	0 - 1	%
Platelet Count (Impedance)	299000	150000 - 450000	/cu mm
MPV (Calculated)	8.6	7 - 11	fl
<b>PERIPHERAL SMEAR(Microscopy)</b>			
RBC::	Anisocytosis (+),Hypochromia (+),Microcytes (+)		
ERYTHROCYTE SEDIMENTATION RATE (ESR) (Automated/ optic-electronic)	03	0 - 20	mm/1st hr
SUGGEST :	Please correlate clinically,S. Iron Profile is indicated.		

For Enquiry/Appointments Contact +91 76988 15003 / +91 79 66701880

**Apollo Hospitals International Limited**  
 Plot No.-1A, Bhat, GIDC, Gandhinagar, Gujarat - 382428, India.  
 Phone : +91 79 66701800 | Fax No. : +91 79 66701843  
 E-mail : info@apolloahd.com | www.ahmedabad.apollohospitals.com

**Apollo Hospitals - City Centre (NON NABH-IC)**  
 1, TulsiBaag Society, Nr. Parimal Garden, Ahmedabad.  
 Phone : +91 79 66305800 / 01 or +91 76988 15148  
 E-mail : infoahcc@apolloahd.com

**Regd. Office**  
 19, Bishop Gardens, R.A. Puram, Chennai - 600 028  
 CIN No. : U85110TN1997PLC039016 | GSTin : 24AABCA4150H2Z5  
 For online appointment : www.askapollo.com

The Emergency Specialist



For online appointment : www.askapollo.com  
 Keep the records carefully and bring them along during your next visit to our Hospital

Saving time. Saving lives.




Organization is Accredited  
by Joint Commission International



DEPARTMENT OF HAEMATOLOGY

--

Name : **Mrs. BHAVANA S PATANI** Age : **28Yr 4Mth 17Days** Gender : **Female**  
 UHID : **AHCC.0000126858 / AHCCAH4361** W/BNo/RefNo : **AHC**  
 SIN ILRN : **3713664 \ 1593120**  
 Specimen : **Whole Blood ( EDTA )**  
 Ref Doctor : **Mr. AHC DOCTOR**

Collected on : **30-JAN-2023 10:14:35 AM** Received on : **30-JAN-2023 10:35:09 AM** Reported on : **30-JAN-2023 11:28:18 AM**

'30/01/2023

Report Status:Final

\* END OF REPORT \*

CHECKED BY : 1010616  
717880

Printed On : 30-JAN-2023 03:38:30 PM

Dr.HARDIK KOSHTI  
MD PATHOLOGY,  
CONSULTANT

For Enquiry/Appointments Contact +91 76988 15003 / +91 79 66701880

**Apollo Hospitals International Limited**  
Plot No.-1A, Bhat, GIDC, Gandhinagar, Gujarat - 382428, India.  
Phone : +91 79 66701800 | Fax No. : +91 79 66701843  
E-mail : info@apolloahd.com | www.ahmedabad.apollohospitals.com

**Apollo Hospitals - City Centre** (NON NABH-JCI)  
1, Tulsibaug Society, Nr. Panmal Garden, Ahmedabad.  
Phone : +91 79 66305800 / 01 or +91 76988 15148  
E-mail : infoahcc@apolloahd.com

**Regd. Office**  
19, Bishop Gardens, R.A. Puram, Chennai - 600 028  
CIN No. : U85110TN1997PLC039016 | GSTin : 24AABCA4150H2Z5  
For online appointment : www.askapollo.com



For online appointment : [www.askapollo.com](http://www.askapollo.com)  
Keep the records carefully and bring them along during your next visit to our Hospital



Organization is Accredited  
by Joint Commission International



DEPARTMENT OF BIOCHEMISTRY AND IMMUNOLOGY

Name : Mrs. BHAVANA S PATANI  
 UHID : AHCC.0000126858 / AHCCA4361  
 SIN \ LRN : 3713658 \ 3713660 \ 3713657 \ 3713662 \  
 Specimen : Serum  
 Ref Doctor : Mr. AHC DOCTOR

Age : 28Yr 4Mth 17Days Gender : Female  
 W/BNo/RefNo : AHC



Collected on : 30-JAN-2023 10:14:35 AM Received on : 30-JAN-2023 10:35:31 AM Reported on : 30-JAN-2023 12:27:11 PM

MEDIWHEEL-FULL BODY CHK-BELOW40-FEMALE

TEST NAME	RESULT	BIOLOGICAL REFERENCE INTERVALS	UNITS
GLYCOSYLATED HEMOGLOBIN (HBA1C) - WHOLE BLOOD (Immunoturbidimetric)	5.96 *	Normal < 5.7%  Increased risk for Diabetes 5.7 - 6.4%  Diabetes >= 6.5%  Monitoring criteria for Diabetes Mellitus <7.0 : Well Controlled Diabetes 7.1 – 8.0 : Unsatisfactory Control > 8.0 : Poor Control & Needs Immediate Treatment	%
Mean Blood Sugar	124		
GLUCOSE - SERUM / PLASMA (FASTING) (Hexokinase)	97	70 - 100 : Normal 100 - 125 : Impaired Glucose Tolerance >= 126 : Diabetes Mellitus Adult Female : <34	mg/dL
ALT(SGPT) - SERUM / PLASMA (UV without P5P)	18		U/L
ALKALINE PHOSPHATASE - SERUM/PLASMA (PNP AMP BUFFER)	133 *	Adult(Female): 35 - 104	U/L
AST (SGOT) - SERUM	15	>1 year Female : <32	U/L

For Enquiry/Appointments Contact +91 76988 15003 / +91 79 66701880

Apollo Hospitals International Limited  
 Plot No.-1A, Bhat, GIDC, Gandhinagar, Gujarat - 382428, India.  
 Phone : +91 79 66701800 | Fax No. : +91 79 66701843  
 E-mail : info@apolloahd.com | www.ahmedabad.apollohospitals.com

Apollo Hospitals - City Centre (NON NASH-JC)  
 1, Tulsibaug Society, Nr. Parimal Garden, Ahmedabad.  
 Phone : +91 79 66305800 / 01 or +91 76988 15148  
 E-mail : infoahcc@apolloahd.com

Regd. Office  
 19, Bishop Gardens, R.A. Puram, Chennai - 600 028  
 CIN No. : U85110TN1997PLC039016 | GSTIn : 24AABCA4150H225  
 For online appointment : www.askpollo.com





Organization is Accredited  
by Joint Commission International



**DEPARTMENT OF BIOCHEMISTRY AND IMMUNOLOGY**

Name : **Mrs. BHAVANA S PATANI** Age : **28Yr 4Mth 17Days** Gender : **Female**  
 UHID : AHCC.0000126858 / AHCCAH4361 W/BNo/RefNo : AHC  
 SIN \ LRN : 3713658 \ 3713660 \ 3713657 \ 3713662 \  
 Specimen : **1593120**  
 Ref Doctor : Mr. AHC DOCTOR



Collected on : 30-JAN-2023 10:14:35 AM Received on : 30-JAN-2023 10:35:31 AM Reported on : 30-JAN-2023 12:27:11 PM

(UV without P5P)

**BILIRUBIN (DIRECT/INDIRECT/TOTAL) - SERUM**

(Diazotization)

<b>Bilirubin Total</b>	<b>0.268 *</b>	0-1 days : 0 - 6mg/dl 1-2 days : 0 - 8mg/dl 2-5 days : 0 - 12mg/dl 5days - 4 months : 0.3 -1.2mg/dl >4 months : 0.3-1.2 mg/dl	mg/dL
<b>Direct Bilirubin</b>	<b>0.092</b>	Upto 0.3 mg/dl	mg/dL
<b>Indirect Bilirubin</b>	<b>0.18</b>	1 Day ≤5.1 mg/dL 2 Days ≤7.2 mg/dL 3-5 Days ≤10.3 mg/dL 6-7 Days ≤8.4 mg/dL 8-9 Days ≤6.5 mg/dL 10-11 Days ≤4.6 mg/dL 12-13 Days ≤2.7 mg/dL 14 Days - 9 Years 0.2-0.8 mg/dL 10-19 Years 0.2-1.1 mg/dL ≥20 Years 0.2-1.2 mg/dL Adult Female: 0.5 - 1.2	mg/dL
<b>CREATININE - SERUM / PLASMA</b>	<b>0.54</b>		mg/dL
(Alkaline picrate - kinetic rate blanked)			
<b>GGTP: GAMMA GLUTAMYL TRANSPEPTIDASE - SERUM</b>	<b>17</b>	Male : 10 - 71 Female : 6 - 42	U/L
(IFCC)			
<b>PROTEIN TOTAL - SERUM / PLASMA</b>	<b>8.01 *</b>	>2 Year: 6.0 - 8.0	g/dL
(Biuret)			
<b>ALBUMIN - SERUM</b>	<b>4.62</b>	Adult(18 - 60 Yr): 3.5 - 5.2	g/dL



Organization is Accredited  
by Joint Commission International



DEPARTMENT OF BIOCHEMISTRY AND IMMUNOLOGY

Name : Mrs. BHAVANA S PATANI Age : 28Yr 4Mth 17Days Gender : Female  
 UHID : AHCC.0000126858 / AHCCA4361 W/BN/RefNo : AHC  
 SIN \ LRN : 3713658 \ 3713660 \ 3713657 \ 3713662 \  
 Specimen : Serum  
 Ref Doctor : Mr. AHC DOCTOR



Collected on : 30-JAN-2023 10:14:35 AM Received on : 30-JAN-2023 10:35:31 AM Reported on : 30-JAN-2023 12:27:11 PM

Globulin-Serum/Plasma	3.4	2.2 - 4.2	
A/G ratio	1.4	1.00 - 2.00	
TOTAL T3: TRI IODOTHYRONINE - SERUM (Electrochemiluminescence:ECLIA)	1.15	0.8 - 2.0	ng/mL
TOTAL T4: THYROXINE - SERUM (Electrochemiluminescence:ECLIA)	6.23 *	5.1 - 14.1	ug/dL
TSH: THYROID STIMULATING HORMONE - SERUM (Electrochemiluminescence:ECLIA)	3.76	14-120 years : 0.27 - 4.20	μIU/mL
URIC ACID - SERUM (Uricase, colorimetric)	4.5	Male : 3.4-7.0 Female : 2.4-5.7	mg/dL
BUN (BLOOD UREA NITROGEN) (Histology)	8	Adult : 6 - 20	mg/dL
UREA - SERUM / PLASMA	18	15 - 50	mg/dL
LIPID PROFILE - SERUM			
TOTAL CHOLESTEROL (CHOD POD)	170	0 - 200 : Desirable 200 - 240 : Borderline High 240 - 280 : High > 280 : Very High	mg/dl
TRIGLYCERIDES - SERUM (Enzymatic Endpoint)	113	Normal: <150 High: 150 - 199 Hypertriglyceridemic: 200 - 499	mg/dL
HDL CHOLESTEROL - SERUM / PLASMA (Direct Enzymatic Colorimetric)	40 *	Very High: >=500 < 40 : Major risk factor for heart disease 40 - 59 : The higher The better.	mg/dL



Organization is Accredited  
by Joint Commission International



DEPARTMENT OF BIOCHEMISTRY AND IMMUNOLOGY

Name : Mrs. BHAVANA S PATANI  
 UHID : AHCC.0000126858 / AHCCAH4361  
 SIN \ LRN : 3713658 \ 3713660 \ 3713657 \ 3713662 \ 1593120  
 Specimen : Serum  
 Ref Doctor : Mr. AHC DOCTOR

Age : 28Yr 4Mth 17Days Gender : Female

W/BNo/RefNo : AHC



Collected on : 30-JAN-2023 10:14:35 AM Received on : 30-JAN-2023 10:35:31 AM Reported on : 30-JAN-2023 12:27:11 PM

LDL CHOLESTEROL - SERUM / PLASMA (Direct LDL)	117	>=60 : Considered protective against heart disease < 100 : Optimal 100-129 : Near Optimal 130-159 : Borderline High 160-189 : High	mg/dL
VLDL CHOLESTEROL (Calculated)	23	>=190 : Very High	
C/H RATIO (Calculated)	4.3	< 40 mg/dl &lt; 4.5	
GLUCOSE - SERUM / PLASMA (POST PRANDIAL) - PPBS (Hexokinase)			
GLUCOSE - SERUM / PLASMA (POST PRANDIAL)	143 *	70 - 140	mg/dL
URINE GLUCOSE(POST PRANDIAL):(Strip Method)	Nil	Nil	

30/01/2023

Report Status:Final

\* END OF REPORT \*

CHECKED BY 1010616  
717880

First Report Printed On : 30-JAN-2023 03:37:08 PM  
Printed On : 30-JAN-2023 03:37:32 PM



Dr.HARDIK KOSHTI  
MD PATHOLOGY,  
CONSULTANT



Organization is Accredited  
by Joint Commission International

DEPARTMENT OF CLINICAL PATHOLOGY



Name : Mrs. BHAVANA S PATANI Age : 28Yr 4Mth 17Days Gender : Female  
 UHID : AHCC.0000126858 / AHCCAH4361 W/BNo/RefNo : AHC  
 SIN \LRN : 3713661 \ 1593120  
 Specimen : Urine  
 Ref Doctor : Mr. AHC DOCTOR



Collected on : 30-JAN-2023 10:14:35 AM Received on : 30-JAN-2023 10:35:45 AM Reported on : 30-JAN-2023 05:49:38 PM

MEDIWHEEL-FULL BODY CHK-BELOW40-FEMALE

TEST NAME	RESULT	BIOLOGICAL REFERENCE INTERVALS	UNITS
-----------	--------	--------------------------------	-------

URINE FOR ROUTINE EXAMINATION : (Solubility Method)

PHYSICAL EXAMINATION

Specific Gravity	1.015		
Colour:	Pale-Yellow		
Transparency:	Slightly Turbid		

CHEMICAL EXAMINATION

pH	6.5		
Protein :	Nil		
Sugar:	Nil		
Blood:	1+		
Ketone	Absent		
Bile Pigments:	Absent		
Urobilinogen	Normal		E.U./dL
Nitrite	Negative		
Cells:			
Pus Cells	2-4 /h.p.f	0-5/hpf	
RBC	10-12 /h.p.f	0-5/hpf	/hpf
Epithelial Cells	2-4 /h.p.f		
Casts:	Absent		
Crystals:	Absent		

\*30/01/2023

Report Status:Final

\* END OF REPORT \*

CHECKED BY : 1058662  
724146

Printed On : 30-JAN-2023 06:21:01 PM

Dr.RAVISH SHAH  
MD PATHOLOGY



Organization is Accredited  
by Joint Commission International

DEPARTMENT OF BLOOD BANK



Name : Mrs. BHAVANA S PATANI Age : 28Yr 4Mth 17Days Gender : Female  
 UHID : AHCC.0000126858 / AHCCA4361 W/BNo/RefNo : AHC  
 SIN \LRN : 3713663 \ 1593120  
 Specimen : Blood  
 Ref Doctor : Mr. AHC DOCTOR



Collected on : 30-JAN-2023 10:14:35 AM Received on : 30-JAN-2023 04:42:07 PM Reported on : 31-JAN-2023 12:48:19 AM

MEDIWHEEL-FULL BODY CHK-BELOW40-FEMALE

TEST NAME	RESULT
BLOOD GROUPING AND TYPING (ABO and Rh)	
BLOOD GROUP:	A Negative
Report Status:Final	

\* END OF REPORT \*

CHECKED BY : 1189776  
717844

Printed On : 31-JAN-2023 01:45:18 PM



Dr.SANJAY GUPTA  
MBBS, DIHBT,  
CONSULTANT, BLOOD BANK

For Enquiry/Appointments Contact +91 76988 15003 / +91 79 66701880

Apollo Hospitals International Limited  
Plot No.-1A, Bhat, GIDC, Gandhinagar, Gujarat - 382428, India.  
Phone : +91 79 66701800 | Fax No. : +91 79 66701843  
E-mail : info@apolloahd.com | www.ahmedabad.apollohospitals.com

Apollo Hospitals - City Centre (NON NABH-JCI)  
1, Tulsibaug Society, Nr. Parimal Garden, Ahmedabad.  
Phone : +91 79 66305800 / 01 or +91 76988 15148  
E-mail : infoahcc@apolloahd.com

Regd. Office  
19, Bishop Gardens, R.A. Puram, Chennai - 600 028  
CIN No. : U85110TN1997PLC039016 | GSTin : 24AABCA4150H225  
For online appointment : www.askapollo.com

The Emergency Specialist  
DIAL 1066  
Saving time. Saving lives.

For online appointment : www.askapollo.com  
Keep the records carefully and bring them along during your next visit to our Hospital





Organization is Accredited  
by Joint Commission International

DEPARTMENT OF HISTOPATHOLOGY



Name : Mrs. BHAVANA S PATANI Age : 28Yr Gender : Female  
 UHID : AHCC.0000126858 / AHCCA4361 W/BNo/RefNo : AHC  
 Lab No : AHIL01.H2300180 LRN : 1593120  
 Ref Doctor : Mr. AHC DOCTOR



Collected on : 30-JAN-2023 10:14:35 AM Received on : 31-JAN-2023 09:39:10 AM Reported on : 31-JAN-2023 10:44:16 AM

MEDIWHEEL-FULL BODY CHK-BELOW40-FEMALE

CONVENTIONAL PAP SMEAR /CERVICAL SMEAR

Ref No:

CY 155/23

Brief Clinical History:

LMP: 19.1.2023

SPECIMEN TYPE:

Conventional

Cervical smear

One wet fixed smear received, labeled as 'Bhavana AHCC 126858'.

SPECIMEN ADEQUACY:

Satisfactory for evaluation with endocervical cells.

INTERPRETATION/RESULT:

Negative for intraepithelial lesion or malignancy.

\* END OF REPORT \*

Dr. SWAPAN N DESAI  
 MD PATHOLOGY,  
 P.D.C.C (ONCO PATH)

Typed By: 1058420

Printed On : 31-JAN-2023 01:46:13 PM

Page 1 of 1


For Enquiry/Appointments Contact +91 76988 15003 / +91 79 66701880



Organization is Accredited  
by Joint Commission International



**DEPARTMENT OF RADIOLOGY AND IMAGING SCIENCES**

**Patient Details :** Mrs. BHAVANA S PATANI | Female | 28Yr 4Mth 17Days  
**UHID :** AHCC.0000126858 **Patient Location:** AHC  
**Patient Identifier:** AHCCA4361   
**DRN :** 123012034 **Completed on :** 30-JAN-2023 10:16  
**Ref Doctor :** Mr. AHC DOCTOR

**X-RAY CHEST PA**

**FINDINGS :**

Both lung fields appear normal. No evidence of consolidation or collapse.  
 Bilateral hilar shadows appear normal. Trachea and major bronchi appear normal.  
 Cardiothoracic ratio is normal.  
 Both costophrenic angles are clear. Domes of diaphragm are well delineated.  
 Visualized bony thorax appear normal.

**IMPRESSION**

**NORMAL STUDY.**

— END OF THE REPORT —

*T.V. Parikh*

**TIRTH VINAYKUMAR PARIKH**

Printed on : 30-Jan-2023 11:23

Printed By : 1232062

Reported By : 717876

Page 1 of 1

For Enquiry/Appointments Contact +91 76988 15003 / +91 79 66701880

**Apollo Hospitals International Limited**  
 Plot No. - 1A, Bhat, GIDC, Gandhinagar, Gujarat - 382428, India.  
 Phone : +91 79 66701800 | Fax No. : +91 79 66701843  
 E-mail : info@apolloahd.com | www.ahmedabad.apollohospitals.com

**Apollo Hospitals - City Centre** (NON NASH-JCI)  
 1, TulsiBaag Society, Nr. Parimal Garden, Ahmedabad.  
 Phone : +91 79 66305800 / 01 or +91 76988 15148  
 E-mail : infoahcc@apolloahd.com

**Regd. Office**  
 19, Bishop Gardens, R.A. Puram, Chennai - 600 028  
 CIN No. : U85110TN1997PLC039016 | GSTin : 24AABCA4150H225  
 For online appointment : www.askapollo.com

The Emergency Specialist



Saving time. Saving lives.


For online appointment : www.askapollo.com  
 Keep the records carefully and bring them along during your next visit to our Hospital



Organization is Accredited  
by Joint Commission International



## DEPARTMENT OF RADIOLOGY AND IMAGING SCIENCES

**Patient Details** : Mrs. BHAVANA S PATANI | Female | 28Yr 4Mth 17Days  
**UHID** : AHCC.0000126858 **Patient Location:** AHC  
**Patient Identifier:** AHCCA4361   
**DRN** : 223004887 **Completed on :** 30-JAN-2023 10:39  
**Ref Doctor** : Mr. AHC DOCTOR

### USG WHOLE ABDOMEN SCREENING

#### IMPRESSION

Liver appears normal in size and shows grade I fatty echotexture. No evidence of any other focal or diffuse pathology seen. Intra and extra hepatic biliary radicles are not dilated. Portal vein is normal in caliber. Intrahepatic portal radicles appear normal.

Gall bladder appears normal with no evidence of calculus. Wall thickness appears normal. No evidence of pericholecystic collection.

Visualized pancreas appear normal in size and echotexture. No focal lesions identified.

Visualize pancreatic duct appears normal in caliber.

Spleen is normal in size and shows uniform echotexture.

Both kidneys are normal in size and show normal echo pattern with good corticomedullary differentiation. Cortical outlines appear smooth. Large calculus in left mid calyx ( approx. size 20 to 24 mm ) noted possibly extending in renal pelvis. Another 7.4 mm sized calculus in left lower and 12 mm sized calculus in left upper calyx. Minimal hydronephrosis on left side present. Few small concretions seen on both sides.

No evidence of ascites or significant lymphadenopathy. Visualized bowel loops appear normal and shows normal peristalsis.

Urinary bladder is normal in contour and outline. Wall thickness appears normal. No evidence of any intraluminal pathology seen.

On transabdominal scan;

Uterus measures 7.5 x 4.5 x 3.6 cm. ET measures 7 mm.

Uterus is anteverted and appears normal in size and echotexture. No focal lesion noted.

Myometrial and endometrial echotexture appears normal.

Both ovaries appears normal in size and echotexture. No definite evidence of adnexal/pelvic mass is seen.

Printed on : 30-Jan-2023 11:24

Printed By : 1232062

Reported By : 717876

Page 1 of 2

For Enquiry/Appointments Contact: +91 76988 15003 / +91 79 66701880



Organization is Accredited  
by Joint Commission International

Mrs. BHAVANA S PATANI

AHCC.0000126858

AHCCA4361

**USG WHOLE ABDOMEN SCREENING**

**IMPRESSION :**

Minimal hydronephrosis on left side with few large calculi in left kidney as mentioned.  
CT/XRAY KUB correlation suggested.

Græe I fatty liver

— END OF THE REPORT —

T.V. Pali

TIRTH VINAYKUMAR PARIKH

Printed on : 30-Jan-2023 11:24

Printed By : 1232062

Reported By : 717876

Page 2 of 2

For Enquiry/Appointments Contact +91 76988 15003 / +91 79 66701880

**Apollo Hospitals International Limited**  
Plot No.-1A, Bhat, GIDC, Gandhinagar, Gujarat - 382428, India.  
Phone : +91 79 66701800 | Fax No. : +91 79 66701843  
E-mail : info@apolloahd.com | www.ahmedabad.apollohospitals.com

**Apollo Hospitals - City Centre** (WOMEN NASHIK-JC)  
1, TulsiBaag Society, Nr. Parimal Garden, Ahmedabad.  
Phone : +91 79 66305800 / 01 or +91 76988 15148  
E-mail : infoahcc@apolloahd.com

**Regd. Office**  
19, Bishop Gardens, R.A. Puram, Chennai - 600 028  
CIN No. : U85110TN1997PLG039016 | GSTIn : 24AABCA4150H225  
For online appointment : www.askapollo.com



For online appointment : [www.askapollo.com](http://www.askapollo.com)  
Keep the records carefully and bring them along during your next visit to our Hospital

Saving time. Saving lives.

AHCC.0000126858  
 MRS. BHAVANA S PATANI  
 Age: 28 Year(s) Year(s)/Female  
 30 Jan 2023 9:46:58 AM



**ELECTROCARDIOGRAM REPORT**

Name: \_\_\_\_\_ Age/Sex: \_\_\_\_\_ Date: \_\_\_\_\_  
 Ref. By: \_\_\_\_\_ ECG No. \_\_\_\_\_ UHID/IP: \_\_\_\_\_

Referral Diagnosis:

Atria - Rate:

Rhythm:

Axis:

PR Interval:

P Wave:

Voltage:

Q Wave:

S-T Changes:

Final Impression:

Reported By:

Ventricular Rate:

QRS:

QTc:

	V <sub>4R</sub>	V <sub>1</sub>	V <sub>2</sub>	V <sub>5</sub>	V <sub>6</sub>
R/S					

*Normal sinus rhythm.*



\*Caution: Please get the ECG photocopied for future reference.



**OBSTETRICS & GYNAECOLOGY - AHC**

Name : .....	Date : .....	Unit No. : .....
Occupation : .....	Ref. Physician : .....	
Age : ..... Sex : <input type="checkbox"/> Male <input type="checkbox"/> Female	Copies to : .....	

**GYNAEC CHECK UP**

**Chief Complaint:**

Nil

Children: 3 FTJ 2ND < ♂ expired

Weight:

Deliveries: 3 1LS - 0<sup>→</sup> - 5 Y<sup>2</sup>

BP:

Last Child: 5 YD

Abortions: 1

Breasts: NAD

Periods: Regular

PAP Smear: Taken

LMP: 19/01/23

Previous Medical H/O:

Menopause:

HT taking irregular treatment

G. Condition: Good

Previous Surgical H/O:

P/A: Soft

1 FTJ

S/E:

1 breast abscess surgery

P/V: W. NS, fx clear

P/R:

Impression:

*J. Desai*

Doctor Signature  
Date & Time

EYE CHECK UP

NAME Bhavareddy S. Patni

Date 30/1/23

VA  $\left\{ \begin{array}{l} R - 6/9 \\ L - 6/9 \end{array} \right.$  20/20

flo

BCVA(Distance & Near)

RE  $\left\{ \begin{array}{l} R - 3.5/ - 2.0 \rightarrow 15/60 \\ L - 3.5/ - 2.0 \rightarrow 16/60 \end{array} \right.$

Colour Vision

BC NAP

Advice:

Anterior Segment



Fundus

Advice:

Diagnosis

Checked By

# APOLLO HOSPITAL - CITY CLINIC

OPP. DOCTOR HOUSE, ELLISBRIDGE, AHMEDABAD

Ms. MRS BHAVANA S PATANI  
 Age : 28/F  
 Ref by : MEDIWHEEL

ID : 126858  
 H/Wt : 160/86  
 Recorded : 30-1-2023 12:14

TREADMILL TEST SUMMARY REPORT  
 Protocol: BRUCE PROCTOCAL

Indication1 : CVS EVALUATION  
 Indication2 : TECH. JAYESH N SHAH  
 Indication3 :

History :  
 Medication1 :  
 Medication2 :  
 Medication3 :

PHASE	PHASE TIME	STAGE TIME	SPEED (Km./Hr.)	GRADE (%)	H.R. (BPM)	B.P. (mmHg)	RPP X100	ST LEVEL (mm) V2	V5	METS
SUPINE					110	140/90	154	2.2	0.0	
STAGE 1	2:59	2:59	2.70	10.00	132	142/92	187	2.0	0.1	4.80
STAGE 2	5:44	2:44	5.40	14.00	164	148/94	242	2.6	0.9	6.91
PEAK EXER	5:58	2:58			165	148/94	244	3.2	1.3	7.09
RECOVERY	2:59	2:59	0.00	0.00	115	156/96	179	1.6	0.1	

**RESULTS**

Exercise Duration : 5:58 Minutes  
 Max Heart Rate : 165 bpm 85 % of target heart rate 192 bpm  
 Max Blood Pressure : 156/96 mmHg  
 Max Work Load : 7.09 METS  
 Reason of Termination :

**IMPRESSIONS**

- TEST IS NEGATIVE AT MODERATE WORK LOAD.
- NO ANGINA OR ARRHYTHMIA PROVOKED.
- NORMAL HEAMODYNAMIC RESPONSE.
- NO GALLOP OR MURMUR HEART AT PEAK EXERCISE.
- TEST TERMINATED DUE TO THR ACHIEVED.
- TACHYCARDIA PRESENT.
- MODERATE EFFORT TOLERANCE.

*Z.M. Barot*  
 DR. ZEEL M. BAROT