



12-Aug-2023 9:06:43 am
21.1869N 72.7937E

Adajan Gam
Surat

Altitude:-19.8m

priyanka

Index number: 5946





भारत सरकार
GOVERNMENT OF INDIA



Priyanka Sharma

DOB: 25/07/1993
FEMALE



4251 2204 9572


MERA AADHAAR, MERI PEHCHAN



भारतीय विशिष्ट पहचान प्राधिकरण
UNIQUE IDENTIFICATION AUTHORITY OF INDIA

Address

D/O Dinesh Kumar Sharma, 6- G-25
JAWAHAR NAGAR, ., Ganganagar,
Ganganagar,
Rajasthan - 335001



1947
1800 300 1947



help@uidai.gov.in

WWW

www.uidai.gov.in

P.O. Box No. 1947,
Bengaluru-560 001

12-APR

Sharma
Priyanka

REVIVAL DIAGNOSTICS



HEALTH CHECK-UP SUMMARY

Name: Priyanka Sharma

Date: 12/08/23

Email ID:

Sex: F Age: 30 Years Contact No: 9414382119

Remarks:	
Under-weight	-
Normal	-
Over-weight	✓

i> BMI

Height (in Cm): 152	Weight (in Kg): 57	BMI: 24.9	
---------------------	--------------------	-----------	--

ii> Blood Pressure & Pulse

110/70 mm/hg
78/min.

If high or low, whether the person is on medication: YES / (NO)

iii> Blood Tests & Lung Function Remarks

RS } @
CRS }
CNS }

If abnormal, whether the person is on medication: YES / (NO)

iv> Eye Test Remarks

Eye Test: (R) G/9 (L) G/12 with specs
Color Vision: (2)

v> Heart Disease

Whether any specific heart ailment detected (ECG findings):
none

vi> Any other problems needing attention / Overall Assessment:

no

Dr. Chirag Patel
M.B.B.S. G-49432

Signature of the Doctor

Revival Diagnostic
401, Aqua Corridor,
B/s. Star Bazar, Surat-395009
Mo. 91062-28601

Laboratory Test Result are Subject to technical limitation and should be clinically correlate for final diagnosis

4th Floor, Aqua Corridor, Hazira Road, Adajan Pal, Surat-395009.

0261 2747788, 9825947712 revivaldiagnostics.surat@gmail.com www.revivaldiagnostics.com

This medical report is not intended for medico-legal purposes.



NAME: Piyanka sharma SEX: F
BIRTHDATE: 25/17/1993 AGE: 30

DEPARTMENT OF OPHTHALMOLOGY

EYE TEST:

1. VISION:

RIGHT EYE - G109 } with specs
LEFT EYE - G112 }

2. COLOR VISION:

RIGHT EYE - ⊕
LEFT EYE - ⊕

3. FUNDUS:

RIGHT EYE - ⊕
LEFT EYE - ⊕

REMARKS:

Revival Diagnostic
401, Aqua Corridor,
B/s. Star Bazar, Surat-395009
Mo. 91062-28601
Ophthalmologist/Optomtrist

Laboratory Test Result are Subject to technical limitation and should be clinically correlate for final diagnosis



Dental Assessment Form

NAME
AGE

Priyanka Shorona
30

DATE
SEX

12/05/23
Female

* CHIEF COMPLAINT

A CLINICAL FEATURES :- Normal

1 CAVIES :-
2 MISSING TOOTH :- } NO
3 MALOCCLUSION :-
4 FILLING :-

B DIAGNOSIS :- (P)

C PERSONAL HISTORY :- Average

D PROVISIONAL D/G :- (P)

E MEDICAL HISTORY :- NO

F FINAL D/G :- (P)

G TREATMENT PLAN :- NO

CLINT SIGN

Revival Diagnostic

Dr. Arun Chandra,
B/s. Star Bazar, Surat-395009
Mo. 91062-28601

Laboratory Test Result are Subject to technical limitation and should be clinically correlate for final diagnosis

4th Floor, Aqua Corridor, Hazira Road, Adajan Pal, Surat-395009.

0261 2747788, 9825947712 revivaldiagnostics.surat@gmail.com www.revivaldiagnostics.com

This medical report is not intended for medico-legal purposes.



Name	SHARMA PRIYANKA	Age/Gender	30Yrs/Female
Reg No.	8778/23	Receipt No	5298
Referred By	Bank of Baroda (BOB) - MEDI WHEEL(PKG10000241)	Mode of Payment	CREDIT
Collection Type	CENTER	Collection DateTime	12-Aug-2023 09:40 AM

BLOOD GROUP - 120823241 Released at 12-Aug-2023 12:35 PM

Parameter	Result	Biological Ref.Range	Method
-Blood Group	"B"		
-Rh Factor	POSITIVE		

CBC - 120823239 Released at 12-Aug-2023 01:07 PM

Parameter	Result	Biological Ref.Range	Method
-Haemoglobin	10.0 gm/dL	L (12 - 16 gm/dL)	Auto
-RBC Count	4.13 mill/cumm	L (4.2 - 5.4 mill/cumm)	Auto
-Total WBC Count	5600 /cumm	(4000 - 10000 /cumm)	Auto
-Platelet Count	3.82 lakh/cumm	(1.5 - 4.5 lakh/cumm)	Auto

Blood Indices

-HCT	31.8 %	L (40 - 55 %)	Auto
-MCV	76.9 fl	L (80 - 92 fl)	Auto
-MCH	24.1 pg	L (27 - 31 pg)	Auto
-MCHC	31.4 gm/dL	L (32 - 36 gm/dL)	Auto
-RDW	14.4 %	(11 - 15 %)	Auto

Diff WBC Count

-Polymorphs	56 %	(40 - 80 %)	Microscopically
-Lymphocytes	39 %	(20 - 40 %)	Microscopically
-Eosinophils	03 %	(1 - 6 %)	Microscopically
-Monocytes	02 %	(2 - 7 %)	Microscopically
-Basophils	00 %	(0 - 1 %)	Microscopically
-PLATELET ON SMEAR	Adequate		Microscopically
-MALARIAL PARASITES	Malarial Parasites Not Detected		Microscopically

[Test performed on Fully Automated Hematology Analyzer ERBA H-360]

Revival Diagnostics

401-Aqua Corridor,
Beside Star Bazar, Adajan,
Surat-395009. Mo. 9825947712

Dr. Shivangi Gandhi
M.B.B.S, M.D (Pathology)

Laboratory Test Result are Subject to technical limitation and should be clinically correlate for final diagnosis

4th Floor, Aqua Corridor, Hazira Road, Adajan Pal, Surat-395009.

☎ 0261 2747788, 9825947712 ✉ revivaldiagnostics.surat@gmail.com 🌐 www.revivaldiagnostics.com

This medical report is not intended for medico-legal purposes.



Name	SHARMA PRIYANKA	Age/Gender	30Yrs/Female
Reg No.	8778/23	Receipt No	5298
Referred By	Bank of Baroda (BOB) - MEDI WHEEL(PKG10000241)	Mode of Payment	CREDIT
Collection Type	CENTER	Collection DateTime	12-Aug-2023 09:40 AM

ESR - 120823239 Released at 12-Aug-2023 01:32 PM

Parameter	Result	Biological Ref.Range	Method
-E.S.R	10 mm/hr	(3 - 15 mm/hr)	



Revival Diagnostics

401-Aqua Corridor,
Beside Star Bazar, Adajan,
Surat-395009. Mo. 9825947717

Dr. Shivangi Gandhi
M.B.B.S, M.D (Pathology)

Laboratory Test Result are Subject to technical limitation and should be clinically correlate for final diagnosis

4th Floor, Aqua Corridor, Hazira Road, Adajan Pal, Surat-395009.

0261 2747788, 9825947712 revivaldiagnostics.surat@gmail.com www.revivaldiagnostics.com

This medical report is not intended for medico-legal purposes.



Name	SHARMA PRIYANKA	Age/Gender	30Yrs/Female
Reg No.	8778/23	Receipt No	5298
Referred By	Bank of Baroda (BOB) - MEDI WHEEL(PKG10000241)	Mode of Payment	CREDIT
Collection Type	CENTER	Collection DateTime	12-Aug-2023 09:40 AM

FBS & PPBS - 120823240 Released at 12-Aug-2023 02:04 PM

Parameter	Result	Biological Ref.Range	Method
-Fasting Blood Sugar (FBS)	93 mg/dL	70-100 mg/dl Impaired Tolerance:100-125 Diabetes Mellitus:>=126 (On more than one occasion) (American diabetes association guidelines 2022)	
-Fasting Urine Sugar	Absent		
-Fasting Urine Acetone	Absent		
-PPBS	115 mg/dL	(90 - 140 mg/dL)	
-PP2BS URINE SUGAR	Absent		
-PP2BS URINE ACETONE	Absent		

HBA1C - 120823239 Released at 12-Aug-2023 02:05 PM

Parameter	Result	Biological Ref.Range	Method
-HBA1C	5.3 %	HbA1C Degree of Glucose Control <5.6 % Non Diabetics 5.7 - 6.4 % Prediabetics > =6.5 % Diabetics (REF:Wallace, 11th Edition) REMARKS: 6 - 7 % Excellent Control 7 - 8 % Good Control 8 - 10 % Unsatisfactory Control >10 % Poor Control	Boronate Affinity
-Method[]	High Performance Liquid Chromatography (HPLC)		

Revival Diagnostics

401-Aqua Corridor,
Beside Star Bazar, Adajan,
Surat-395009. Mo. 9825947712

Dr. Shivangi Gandhi
M.B.B.S, M.D (Pathology)

Laboratory Test Result are Subject to technical limitation and should be clinically correlate for final diagnosis

4th Floor, Aqua Corridor, Hazira Road, Adajan Pal, Surat-395009.

☎ 0261 2747788, 9825947712 ✉ revivaldiagnostics.surat@gmail.com 🌐 www.revivaldiagnostics.com

This medical report is not intended for medico-legal purposes.



Name	SHARMA PRIYANKA	Age/Gender	30Yrs/Female
Reg No.	8778/23	Receipt No	5298
Referred By	Bank of Baroda (BOB) - MEDI WHEEL(PKG10000241)	Mode of Payment	CREDIT
Collection Type	CENTER	Collection DateTime	12-Aug-2023 09:40 AM

LIVER FUNCTION TEST (LFT) - 120823241 Released at 12-Aug-2023 02:04 PM


Parameter	Result	Biological Ref.Range	Method
-Serum Total Bilirubin	0.4 mg/dL	(0 - 1.3 mg/dL)	Diazo
-Serum Direct Bilirubin	0.2 mg/dL	(0 - 0.4 mg/dL)	Diazo
-Serum InDirect Bilirubin	0.2 mg/dL	(0.1 - 1.3 mg/dL)	Calculated
-Total Protein (TP)	6.6 gm/dL	(6.4 - 8.3 gm/dL)	Buret
-Albumin (ALB)	4.1 gm/dL	(3.5 - 5.2 gm/dL)	BCG
-Globulin	2.5 gm/dL	(2.3 - 3.6 gm/dL)	Calculated
-A/G Ratio	1.64 gm/dL	(1 - 2.3 gm/dL)	Calculated
-SGPT(ALT)	16 U/L	(5 - 45 U/L)	IFCC, Kinetic without Pyridoxal Phosphate
-SGOT (AST)	21 U/L	(0 - 35 U/L)	IFCC, Without Pyridoxal Phosphate
-Alkaline Phosph.	48 U/L	(42 - 128 U/L)	ALP-AMP
-GGT	19 U/L	(5 - 50 U/L)	Glupa-C

[Test performed on Fully Automated Biochemistry Analyzer ERBA EM200]

REVIVAL
DIAGNOSTICS

Revival Diagnostics

401-Aqua Corridor,
Beside Star Bazar, Adajan,
Surat-395009. Mo. 9825947717


Dr. Shivangi Gandhi
M.B.B.S, M.D (Pathology)

Laboratory Test Result are Subject to technical limitation and should be clinically correlate for final diagnosis

4th Floor, Aqua Corridor, Hazira Road, Adajan Pal, Surat-395009.

☎ 0261 2747788, 9825947712 ✉ revivaldiagnostics.surat@gmail.com 🌐 www.revivaldiagnostics.com

This medical report is not intended for medico-legal purposes.



Name	SHARMA PRIYANKA	Age/Gender	30Yrs/Female
Reg No.	8778/23	Receipt No	5298
Referred By	Bank of Baroda (BOB) - MEDI WHEEL(PKG10000241)	Mode of Payment	CREDIT
Collection Type	CENTER	Collection DateTime	12-Aug-2023 09:40 AM

Creatinine - 120823241 Released at 12-Aug-2023 02:05 PM

Parameter	Result	Biological Ref.Range	Method
-Creatinine	0.6 mg/dL	(0.6 - 1.14 mg/dL)	ENZYMATIC

BUN - 120823241 Released at 12-Aug-2023 12:51 PM

Parameter	Result	Biological Ref.Range	Method
-Blood Urea Nitrogen (BUN)	8 mg/dL	(6 - 20 mg/dL)	Calculated

Uric Acid - 120823238 Released at 12-Aug-2023 02:05 PM

Parameter	Result	Biological Ref.Range	Method
-Uric Acid	2.9 mg/dL	L (3.5 - 7.2 mg/dL)	Uricase-POD



Revival Diagnostics

401-Aqua Corridor,
Beside Star Bazar, Adajan,
Surat-395009. Mo. 9825947712

Sg

Dr. Shivangi Gandii
M.B.B.S, M.D (Pathology)

Laboratory Test Result are Subject to technical limitation and should be clinically correlate for final diagnosis

4th Floor, Aqua Corridor, Hazira Road, Adajan Pal, Surat-395009.

0261 2747788, 9825947712 revivaldiagnostics.surat@gmail.com www.revivaldiagnostics.com

This medical report is not intended for medico-legal purposes.



Name	SHARMA PRIYANKA	Age/Gender	30Yrs/Female
Reg No.	8778/23	Receipt No	5298
Referred By	Bank of Baroda (BOB) - MEDI WHEEL(PKG10000241)	Mode of Payment	CREDIT
Collection Type	CENTER	Collection DateTime	12-Aug-2023 09:40 AM

Lipid Profile - 120823241 Released at 12-Aug-2023 02:05 PM

Parameter	Result	Biological Ref.Range	Method
-Serum Cholesterol	184 mg/dL	Desirable < 200 mg/dl Borderline High : 200-239 mg/dl High : > 240 mg/dl	CHOD-PAP
-Serum Triglyceride	55 mg/dL	Normal < 150 mg/dl Borderline High : 150 - 199 mg/dl High : 200 - 499 mg/dl Very High : 500 mg/dl	GPO-POD Method
-Serum HDLD(Direct)	40 mg/dL	Normal :> 55 mg/dl Borderline : 35-55 mg/dl Undesirable: < 35 mg/dl	PVS-PEGME Precipitation with CHOD-POD
-Serum VLDL	11 mg/dL	(5 - 30 mg/dL)	Calculated
-Serum LDL(Direct)	133 mg/dL	Optimal:< 100 mg/dl Above Optimal : 100- 129 mg/dl Borderline High : 130-159 mg/dl High : > 160-189mg/dl Very High : >190 mg/dl	Calculated
-Chol/HDL	4.60	Low risk: <3.8 Medium Risk: 3.8 to 5.9 High Risk: > 6	Calculated
-LDL/Chol	1.38	Low risk: <3.55 Medium Risk: 3.55 to 4.0 High Risk: > 6	Calculated

[Test performed on Fully Automated Biochemistry Analyzer ERBA EM200]

Revival Diagnostics

401-Aqua Corridor,
Beside Star Bazar, Adajan,
Surat-395009, Mp. 9825947717

Dr. Shivangi Gandhi
M.B.B.S, M.D (Pathology)

Laboratory Test Result are Subject to technical limitation and should be clinically correlate for final diagnosis

4th Floor, Aqua Corridor, Hazira Road, Adajan Pal, Surat-395009.

0261 2747788, 9825947712 revivaldiagnostics.surat@gmail.com www.revivaldiagnostics.com

This medical report is not intended for medico-legal purposes.



Name	SHARMA PRIYANKA	Age/Gender	30Yrs/Female
Reg No.	8778/23	Receipt No	5298
Referred By	Bank of Baroda (BOB) - MEDI WHEEL(PKG10000241)	Mode of Payment	CREDIT
Collection Type	CENTER	Collection DateTime	12-Aug-2023 09:40 AM

Urine Routine & Micro Examination - 120823243 Released at 12-Aug-2023 12:40 PM

Parameter	Result	Biological Ref.Range	Method
<u>Physical Examination</u>			
-Quantity	30		Manual
-Colour	Pale Yellow	Pale Yellow	Manual
-Appearance	Clear	Clear	Manual
-Reaction (pH)	Acidic		Dipstick
-Specific Gravity	1.025		Dipstick
<u>Chemical Examination</u>			
-Proteins.	Absent		Dipstick
-Sugar	Absent		Dipstick
-Acetone.	Absent		Dipstick
-Bile Salts	Absent	Absent	Dipstick
-Bile Pigments	Absent	Absent	Dipstick
-Occult Blood Test (OBT).	Negative		Dipstick
<u>Microscopic Examination</u>			
-Pus Cells	2-3		Microscopically
-Red Blood Cells	Absent		Microscopically
-Epithelial Cells	1-2		Microscopically
-Bacteria.	Absent		Microscopically
-Crystals	Absent	Absent	Microscopically
-Others	NIL	Absent	Microscopic Examination

Revival Diagnostics

401-Aqua Corridor,
Beside Star Bazar, Adajan,
Surat-395009. Mo. 9825947712

Dr. Shivangi Gandhi
M.B.B.S, M.D (Pathology)

Laboratory Test Result are Subject to technical limitation and should be clinically correlate for final diagnosis

4th Floor, Aqua Corridor, Hazira Road, Adajan Pal, Surat-395009.

☎ 0261 2747788, 9825947712 ✉ revivaldiagnostics.surat@gmail.com 🌐 www.revivaldiagnostics.com

This medical report is not intended for medico-legal purposes.



Name	SHARMA PRIYANKA	Age/Gender	30Yrs/Female
Reg No.	8778/23	Receipt No	5298
Referred By	Bank of Baroda (BOB) - MEDI WHEEL(PKG10000241)	Mode of Payment	CREDIT
Collection Type	CENTER	Collection DateTime	12-Aug-2023 09:40 AM

Total T3 T4 TSH - 120823241 Released at 12-Aug-2023 12:56 PM

Parameter	Result	Biological Ref.Range	Method
-Total T3	1.38 ng/ml	{0.87 - 1.78 ng/ml}	Fluorescence Enzyme Immunoassay
-Total T4	8.49 ug/dl	(4.6 - 11 ug/dl)	Fluorescence Enzyme Immunoassay
-TSH	1.84 uIU/ml	0.50 - 5.50 uIU/ml 5.5 to 15 uIU/ml - Suggested Clinical co-relation or Repeat test with new sample as physiological factors can give falsely high TSH Above 15uIU/ml Hypothyroid PREGNANT WOMEN normal ranges for TSH: 1st Trimester : 0.0878 - 2.8293 uIU/ml 2nd Trimester : 0.1998 - 2.7915 uIU/ml 3rd Trimester : 0.307 - 2.9028 uIU/ml Ref: Tietz Fundamentals of Clinical Chemistry	Fluorescence Enzyme Immunoassay

[Test performed on Fully Automated Immunology Analyzer Maglumi-600]

Revival Diagnostics

401-Aqua Corridor,
Beside Star Bazar, Adajan,
Surat-395009. Mo. 9825947717

Laboratory Test Result are Subject to technical limitation and should be clinically correlate for final diagnosis

4th Floor, Aqua Corridor, Hazira Road, Adajan Pal, Surat-395009.

0261 2747788, 9825947712 revivaldiagnostics.surat@gmail.com www.revivaldiagnostics.com

This medical report is not intended for medico-legal purposes.

Dr. Shivangi Gand'vi
M.B.B.S, M.D (Pathology)

REVIVAL DIAGNOSTICS



Name	SHARMA PRIYANKA	Age/Gender	30Yrs/Female
Reg No.	8778/23	Receipt No	5298
Referred By	Bank of Baroda (BOB) - MEDI WHEEL(PKG10000241)	Mode of Payment	CREDIT
Collection Type	CENTER	Collection DateTime	12-Aug-2023 09:08 AM

ECG

1. The rhythm is sinus.
2. Heart rate is 84 beats per minute.
3. Normal P,QRS,T wave axis.
4. Normal PR,QRS,Q.T. Duration.
5. No pathological q wave or ST-T changes seen.
6. No evidence of chamber hypertrophy or enlargement seen.

IMPRESSION : ECG WITHIN NORMAL LIMITS

Revival Diagnostics
401-Aqua Corridor,
Beside Star Bazar, Adajan,
Surat-395009. No. 9825947712

DR. ADITYA S. BORA
MBBS, DNB. *Signature*
PHYSICIAN & CLINICAL CARDIOLOGIST
G-54906

Laboratory Test Result are Subject to technical limitation and should be clinically correlate for final diagnosis

4th Floor, Aqua Corridor, Hazira Road, Adajan Pal, Surat-395009.

0261 2747788, 9825947712 revivaldiagnostics.surat@gmail.com www.revivaldiagnostics.com

This medical report is not intended for medico-legal purposes.

REVIVAL DIAGNOSTIC

4TH FLOOR AQUA CORRIDORE ,NEAR STAR BAZAR, ADAJAN - 395009, SURAT

542/SHARMA PRIYANKA

30 Yrs/Female

57 Kg/152 Cms

Date: 12-Aug-2023 11:16:19 AM

HR: 84 bpm

METS: 1.0

BP: 110/70

MPHR: 44% of 190

Speed: 0.0 kmph

Grade: 0.0%

Raw ECG

BRUCE

(1.0-100)Hz

Ex Time 00:35

BLC :On

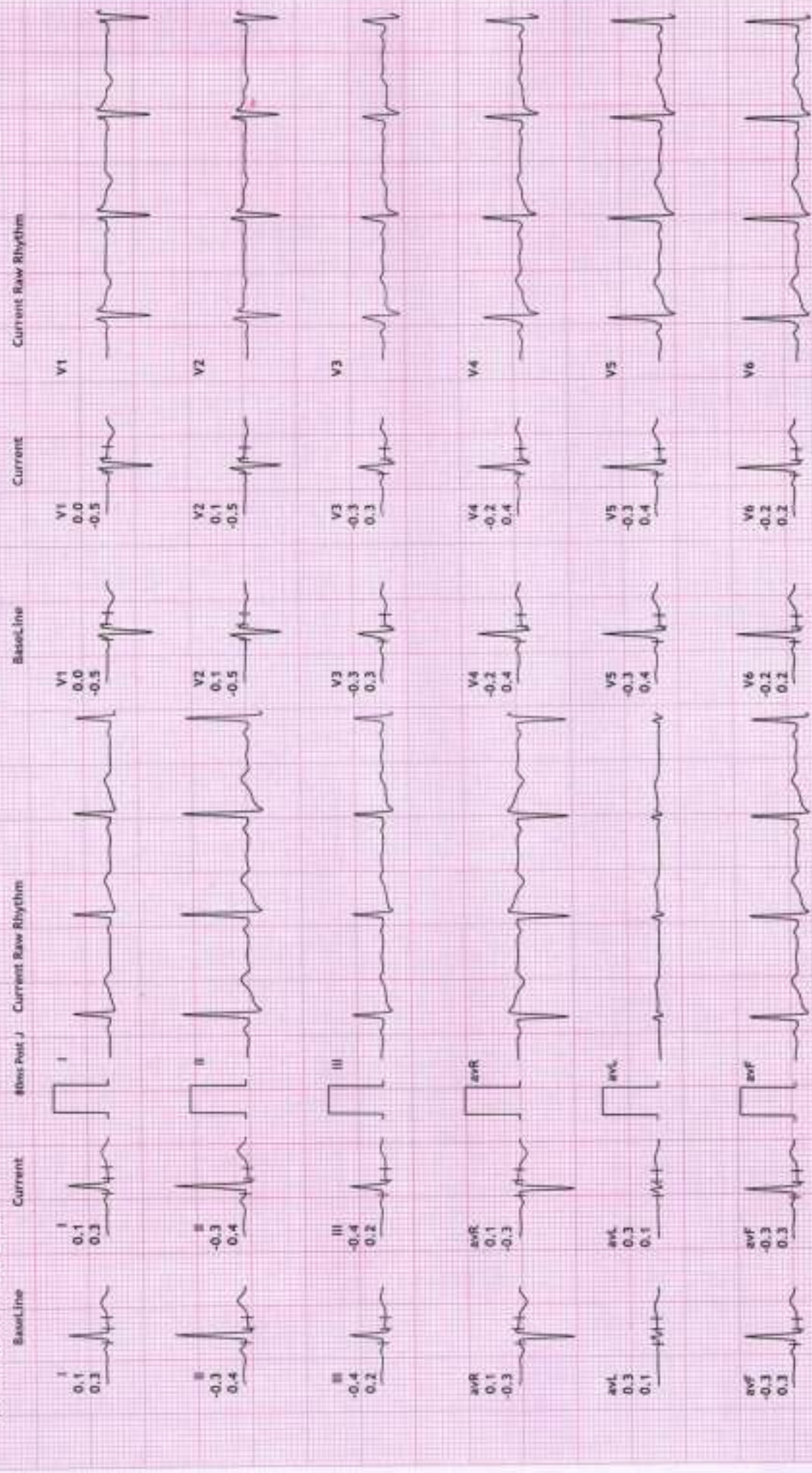
Notch :On

SUPINE

10.0 mm/mV

25 mm/Sec.

12 Lead + Comparison



REVIVAL DIAGNOSTIC

4TH FLOOR AQUA CORRIDORE ,NEAR STAR BAZAR, ADAJAN -395009, SURAT

542/SHARMA PRIYANKA

30 Yrs/Female

57 Kg/152 Cms

Date: 12-Aug-2023 11:16:19 AM

HR: 87 bpm

METS: 1.0

BP: 110/70

MPHR: 45% of 190

Speed: 0.0 kmph

Grade: 0.0%

Raw ECG

BRUCE

(1.0-100)Hz

Ex Time 00:45

BLC : On

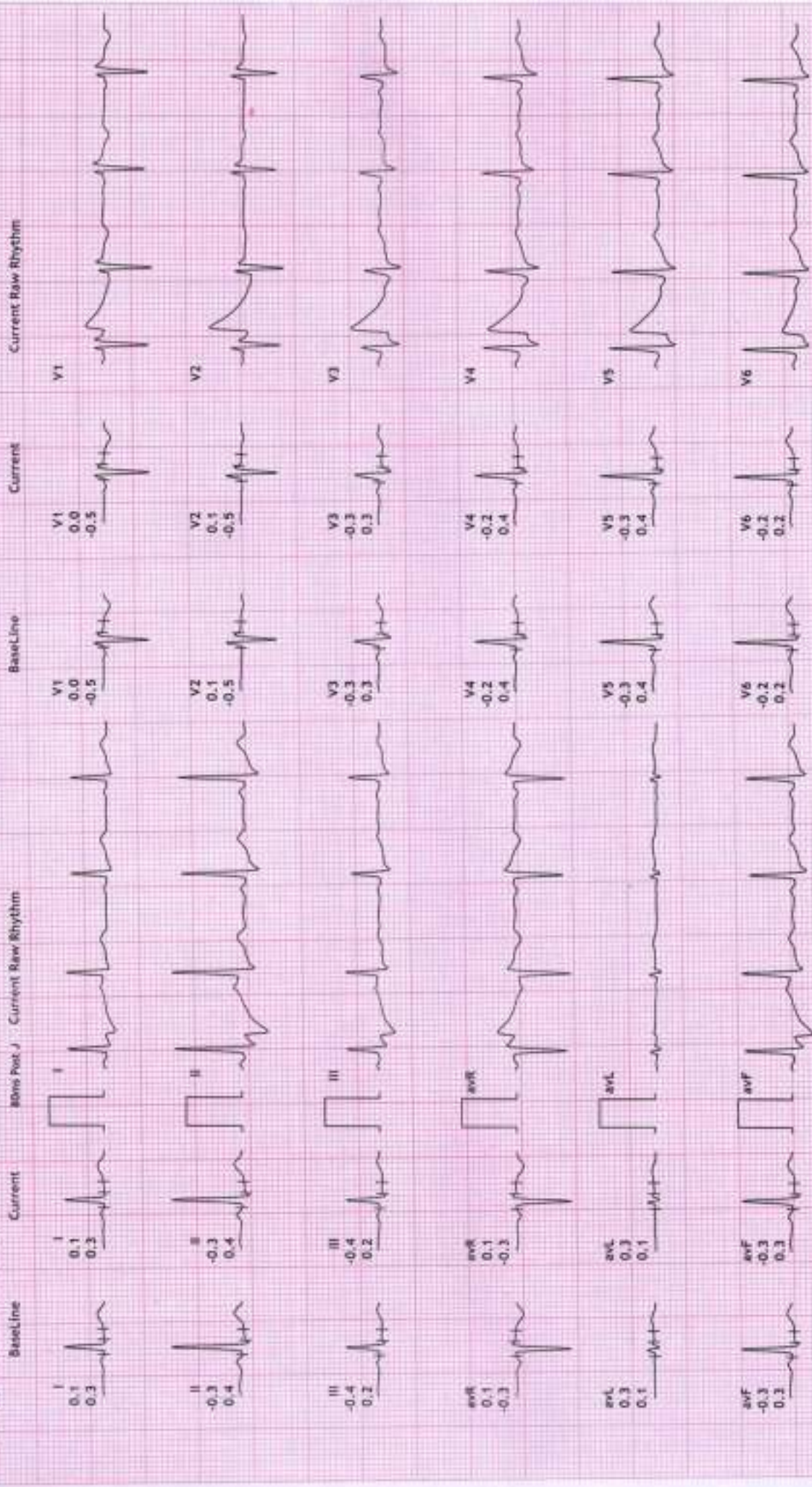
Notch : On

STANDING

10.0 mm/mV

25 mm/Sec.

12 Lead + Comparison



REVIVAL DIAGNOSTIC

4TH FLOOR AQUA CORRIDORE ,NEAR STAR BAZAR, ADAJAN - 395009, SURAT

542/SHARMA PRIYANKA

30 Yrs/Female

57 Kg/152 Cms

Date: 12-Aug-2023 11:16:19 AM

HR: 123 bpm

METS: 4.6

BP: 110/70

MPHR: 64% of 190

Speed: 2.7 kmph

Grade: 10.0%

Raw ECG

BRUCE

(1.0-100)Hz

12 Lead + Comparison

Ex Time 03:00

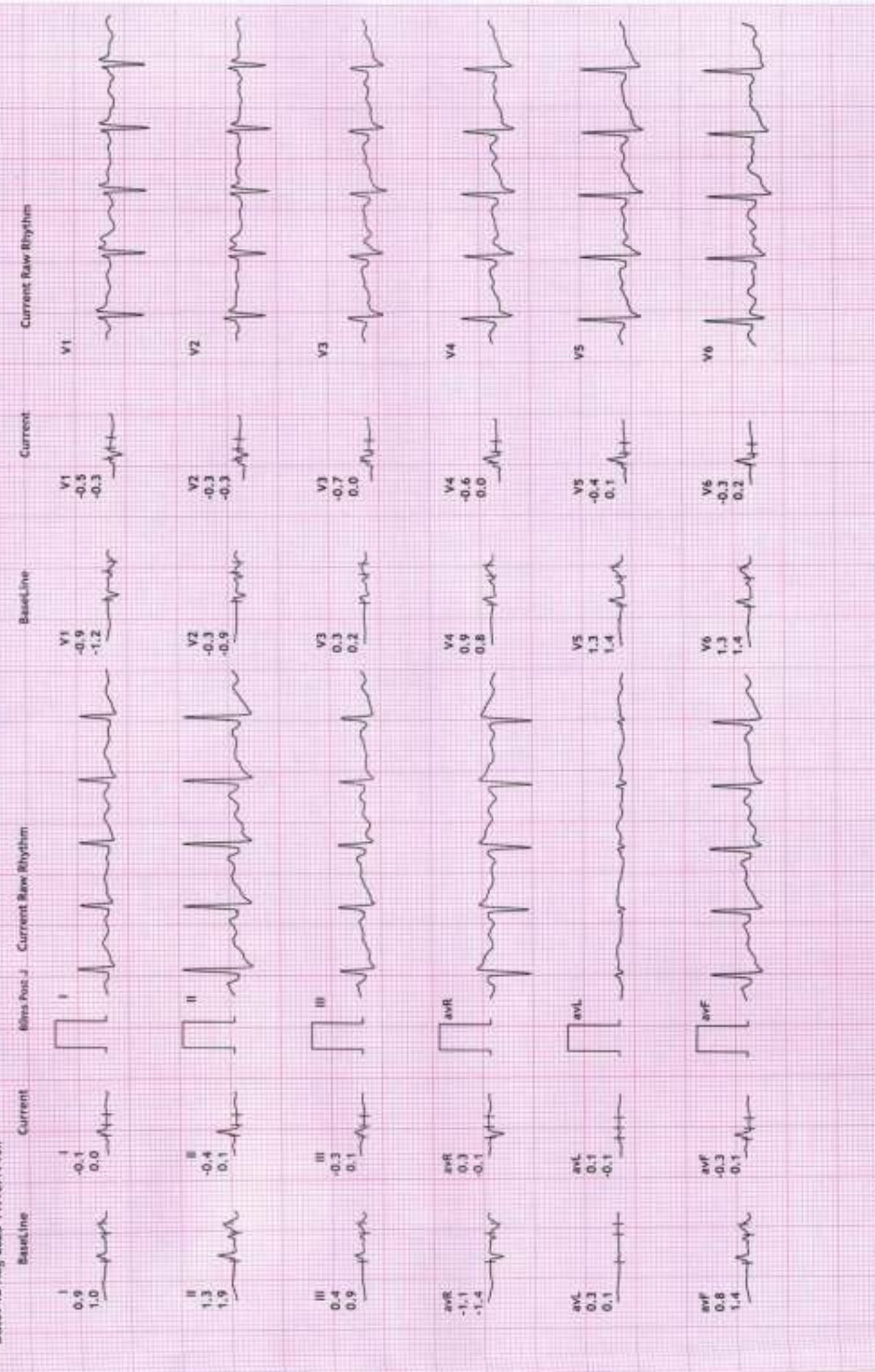
BLC :On

Notch :On

Stage 1 (03:00

10.0 mm/mV

25 mm/Sec.



REVIVAL DIAGNOSTIC

4TH FLOOR AQUA CORRIDORE ,NEAR STAR BAZAR, ADAJAN -395009, SURAT

542/SHARMA PRIYANKA

30 Yrs/Female

57 Kg/152 Cms

Date: 12-Aug-2023 11:16:19 AM

HR: 145 bpm

METS: 7.0

BP: 130/80

MPHR: 76% of 190

Speed: 4.0 kmph

Grade: 12.0%

Raw ECG

BRUCE

(1.0-100)Hz

Ex Time 06:00

BLC : On

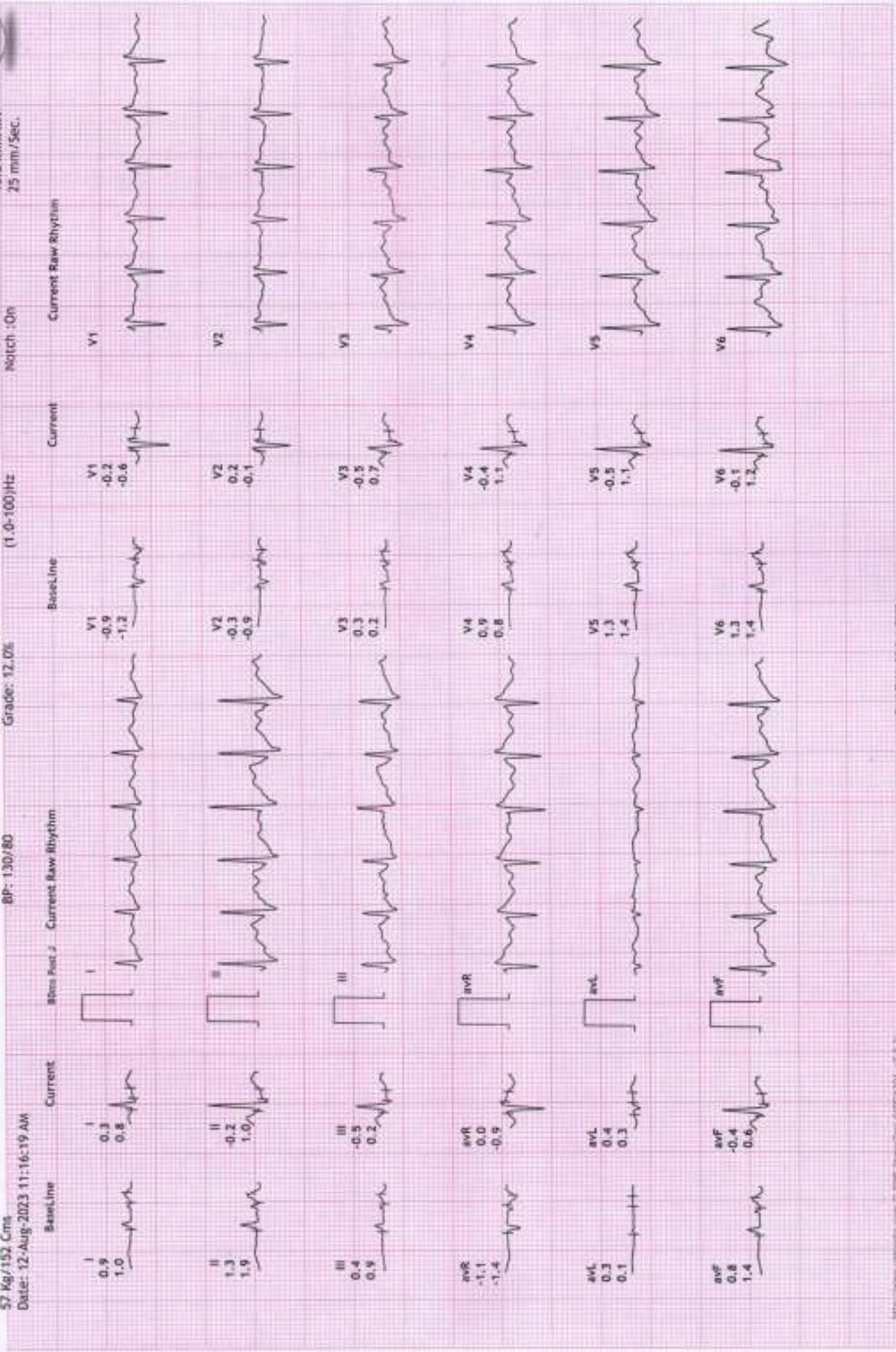
Notch : On

Stage 2 (03:00)

10.0 mm/mV

25 mm/Sec.

12 Lead + Comparison



REVIVAL DIAGNOSTIC

4TH FLOOR AQUA CORRIDORE ,NEAR STAR BAZAR, ADAJAN -395009,SURAT

542/SHARMA PRIYANKA

30 Yrs./Female

57 Kg/152 Cms

Date: 12-Aug-2023 11:16:19 AM

HR: 101 bpm

METS: 1.0

BP: 150/90

Raw ECG

BRUCE

(1.0-100)Hz

12 Lead + Comparison

Ex Time 06:42

BLC :On

Notch :On

Recovery : (01:00)

10.0 mm/mV

25 mm/Sec.



REVIVAL DIAGNOSTIC

4TH FLOOR AQUA CORRIDORE ,NEAR STAR BAZAR, ADAJAN -395009, SURAT

542/SHARMA PRIYANKA

30 Yrs/Female

57 Kg/152 Cms

Date: 12-Aug-2023 11:16:19 AM

HR: 93 bpm

METS: 1.0

BP: 150/90

MPHR: 48% of 190

Speed: 0.0 kmph

Grade: 0.0%

Raw ECG

BRUCE

(1.D-100)Hz

Ex Time 06:42

BLC :On

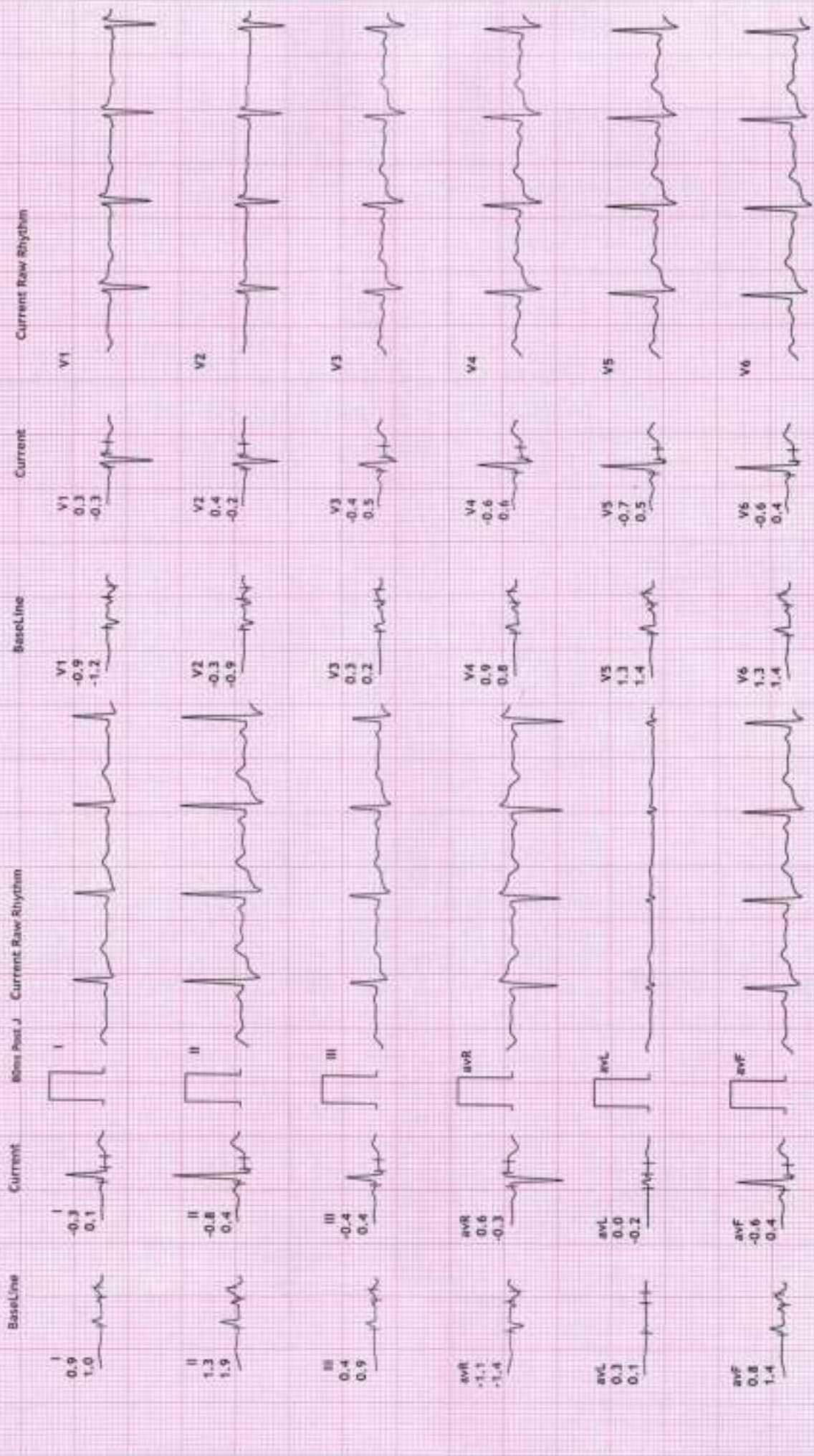
Notch :On

Recovery : (02:00)

10.0 mm/mV

25 mm/Sec.

12 Lead + Comparison



REVIVAL DIAGNOSTIC

4TH FLOOR AQUA CORRIDORE ,NEAR STAR BAZAR, ADAJAN -395009, SURAT

542/SHARMA PRIYANKA
30 Yrs/Female
57 Kg/152 Cms

Date: 12-Aug-2013 11:16:19 AM

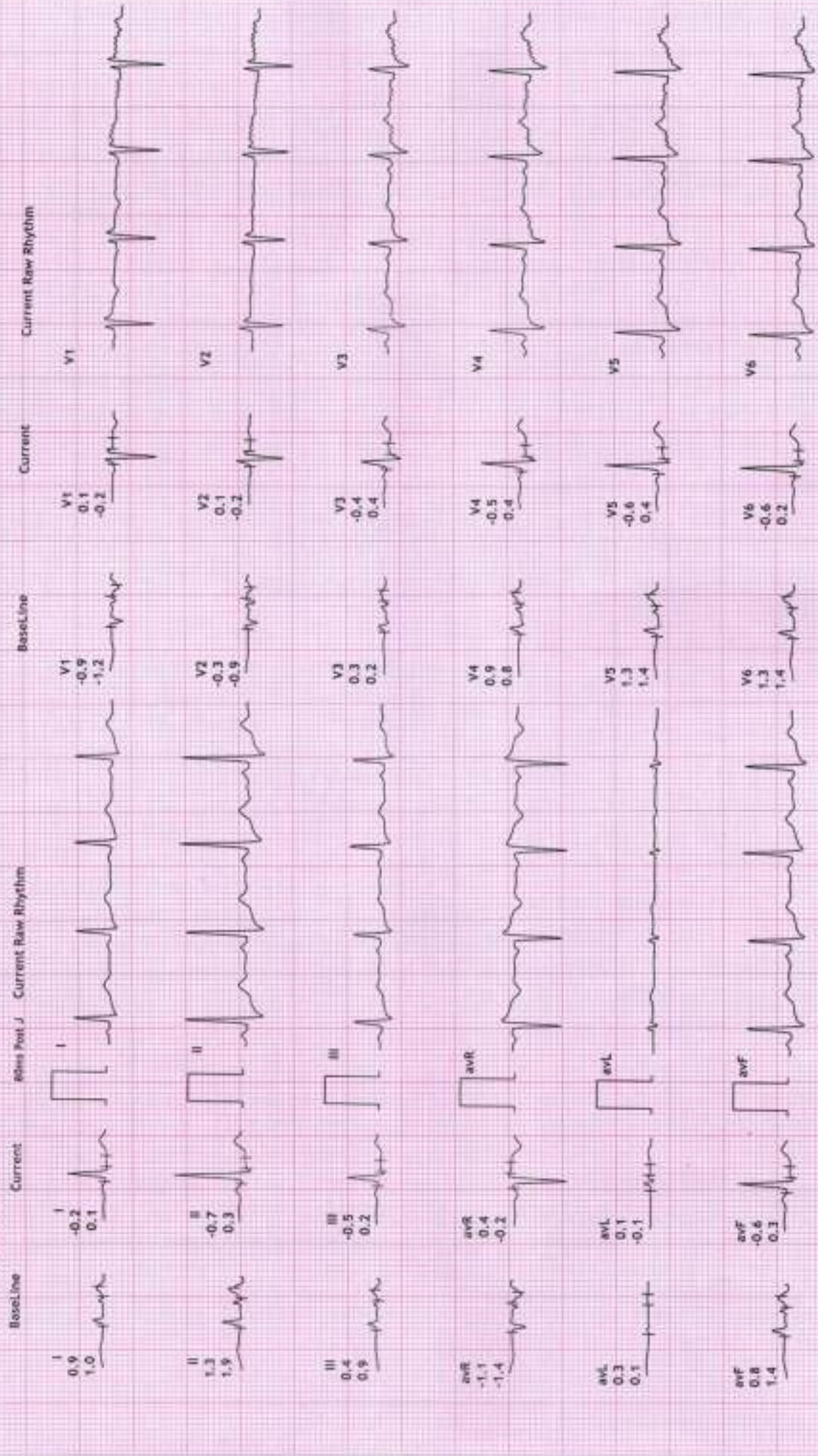
HR: 97 bpm
METS: 1.0
BP: 130/80

MPHR: 51% of 190
Speed: 0.0 kmph
Grade: 0.0%

Raw ECG
BRUCE
(1.0-100)Hz

Ex Time 06:42
BLC :On
Notch :On

Recovery : (03:00)
10.0 mm/mV
25 mm/5Sec.





Name	SHARMA PRIYANKA	Age/Gender	30Yrs/Female
Reg No.	8778/23	Receipt No.	5298
Referred By	Bank of Baroda (BOB) - MEDI WHEEL(PKG10000241)	Mode of Payment	CREDIT
Collection Type	CENTER	Collection DateTime	12-Aug-2023 09:08 AM

USG OF ABDOMEN & PELVIS

LIVER:

Liver is normal in size, shape and echotexture.
No evidence of focal SOL or dilatation of IHBR seen.
Portahepatis appear normal.

GALLBLADDER:

Gallbladder is distended and appears normal.
No e/o calculus, mass lesion or changes of cholecystitis seen.

PANCREAS:

Pancreas appears normal in size, shape and echotexture.
No e/o focal lesion, mass or changes of pancreatitis seen.

SPLEEN:

Spleen appears normal in size, shape and echotexture.

PARAAORTIC REGION:

Aorta grossly appears normal. No e/o paraaortic lymphnodes seen.

KIDNEYS:

Both kidneys appear normal in size, shape, position and echotexture.
Cortex and collecting system of both kidneys appear normal.
No evidence of calculus or obstructive uropathy on either side.

URINARY BLADDER:

Bladder is distended and appears normal.
No calculus, mass lesion or changes of cystitis is seen.

UTERUS:

Retroverted, Normal in size, shape and echotexture with empty central uterine cavity.
Cervix appears normal.
No e/o focal SOL. Endometrial thickness is normal.

OVARIES:

Both adnexal region appear normal.
No e/o adnexal mass lesion seen on either side.
No evidence of free fluid seen in pelvis.

COMMENTS: NORMAL USG ABDOMEN AND PELVIS.

Dr. Chirag K. Patel

MBS-DMPD

Reg. No. G-23509

Revival Diagnostics

4th Floor, Aqua Corridor,

Nr. Star Bazar, Radiologist Road,

Adajan, Surat-395009.

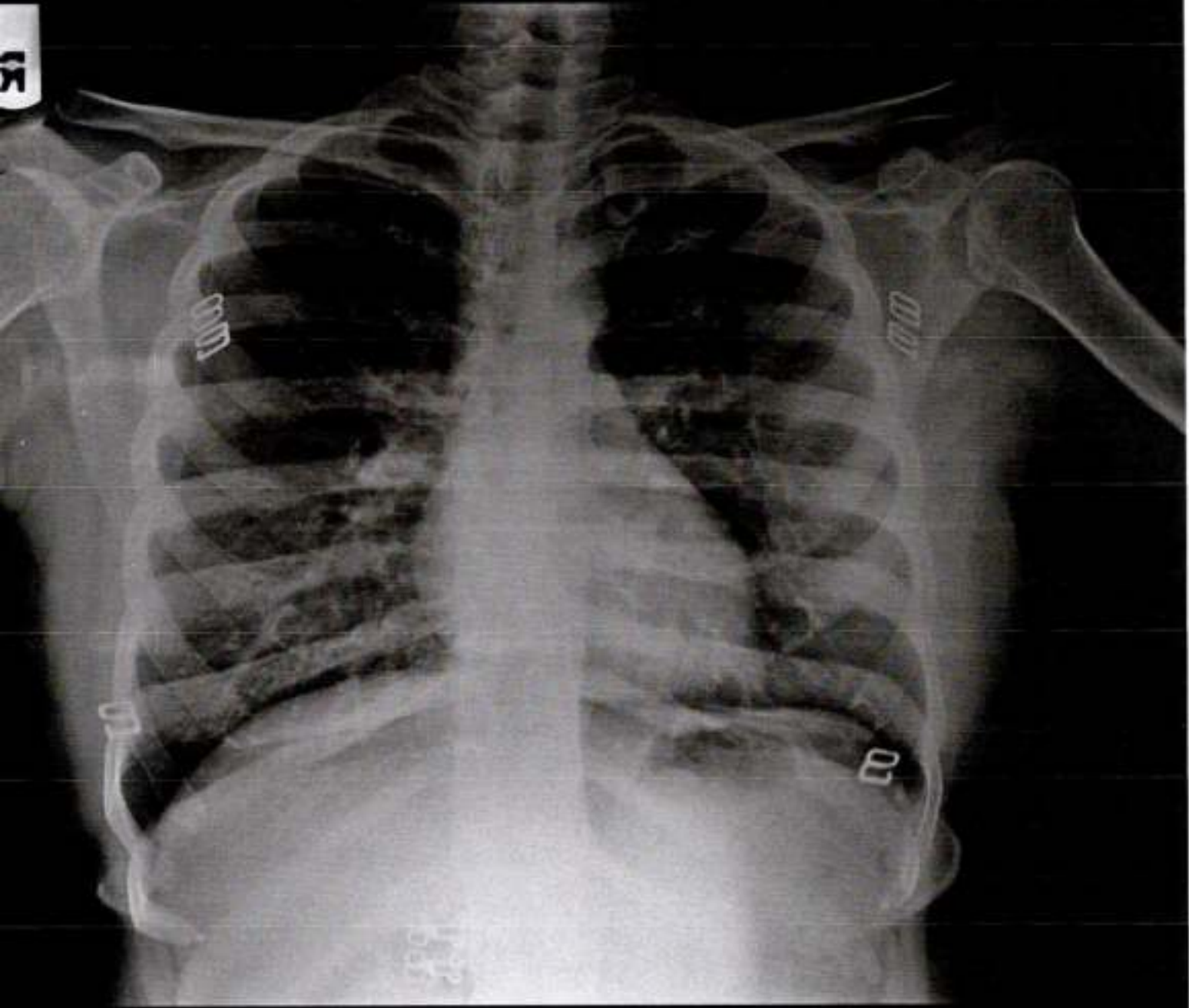
Mo. 97266 726683

Laboratory Test Result are Subject to technical limitation and should be clinically correlate for final diagnosis

📍 4th Floor, Aqua Corridor, Hazira Road, Adajan Pal, Surat-395009.

☎ 0261 2747788, 9825947712 📧 revivaldiagnostics.surat@gmail.com 🌐 www.revivaldiagnostics.com

This medical report is not intended for medico-legal purposes.



SHARMA PRIYANKA 30 YRS 12/08/2023
REVIVAL DIAGNOSTICS-SURAT



REVIVAL

DIAGNOSTICS



Name	SHARMA PRIYANKA	Age/Gender	30Yrs/Female
Reg No.	8778/23	Receipt No	5298
Referred By	Bank of Baroda (BOB) - MEDI WHEEL(PKG10000241)	Mode of Payment	CREDIT
Collection Type	CENTER	Collection DateTime	12-Aug-2023 09:08 AM

CHEST RADIOGRAPH (PA VIEW)

- Hilar shadows are within normal limits.
- Pulmonary vasculature appears normal.
- Cardiac appears normal in size.
- Both domeh of the diaphragm are smooth.
- Both costophrenic recesses are clear.
- Both lung fields appear normal.
- Visualized bones and soft tissue shadows appear normal.

IMPRESSION: NORMAL STUDY.

DR.CHIRAG K PATEL
RADIOLOGIST

REVIVAL
DIAGNOSTICS

Dr. Chirag K. Patel

 M.B.B.S-D.M.P.D.
 Reg. No. 0273509
 Signature
 Revival Diagnostic
 4th Floor, Aqua Corridor,
 Nr. Star Bazar, Hazira Main Road,
 Adajan, Surat-395009.
 Mo. 97265 726683

Laboratory Test Result are Subject to technical limitation and should be clinically correlate for final diagnosis

4th Floor, Aqua Corridor, Hazira Road, Adajan Pal, Surat-395009.

☎ 0261 2747788, 9825947712 ✉ revivaldiagnostics.surat@gmail.com 🌐 www.revivaldiagnostics.com

This medical report is not intended for medico-legal purposes.