

06-Sep-2022 9:26:56 am
21.1869N 72.7941E

Adajan
Surat
Gujarat
aditya

Patient Name : Aditya S Arora
Age / Sex : M : 35
Height : _____
Address : _____

Mobile Number : _____
Date of Birth : 26.09.1987
Weight : _____

Name of Doctor / Employee / Insurance Company : _____
Location / Address : BCB
Insurance / Policy Number : _____
Requester Detail : Medi Wheel

Date & Time of Sample Collect _____
Type of Sample : Blood / Serum

Requested : _____


भारत सरकार
GOVERNMENT OF INDIA



आदित्य शंकर अरोरा
Aditya Shankar Arora
जन्म तारीख/DOB: 26/09/1987
पुरुष/ MALE
Mobile No: 8141140000

9249 5303 4634
VID : 9183 6257 0997 2295



मारो आधार, मारी ओज्ज

Sample / Post-Prandial Sample / Random Sample

REVIVAL DIAGNOSTICS



HEALTH CHECK-UP SUMMARY

Name: Aditya Arora

Date: 06/09/2022

Email ID:

Sex: M Age: 34 Years Contact No: 9016 585773

Remarks:	
Under-weight	-
Normal	-
Over-weight	✓

i> BMI

Height (in Cm): 167 Weight (in Kg): 88 BMI: 31.6

ii> Blood Pressure & Pulse

114/74 mmHg
70/min.

If high or low, whether the person is on medication: YES / (NO)

iii> Blood Tests & Lung Function Remarks

As } (N)
LVS }
CNS }

If abnormal, whether the person is on medication: YES / (NO)

iv> Eye Test Remarks

Eye test (L) 6/6 (R) 6/6
Color Vision: (2)

v> Heart Disease

Whether any specific heart ailment detected (ECG findings):
Normal

Revival Diagnostic
401, Aqua Corridor,
B/s. Star Bazar, Surat-395009
No. 91062-28601

vi> Any other problems needing attention / Overall Assessment:

NO

C.K. Patel
Signature of the Doctor

Dr. Chirag Patel
M.B.B.S. G-49432

Laboratory Test Result are Subject to technical limitation and should be clinically correlate for final diagnosis

4th Floor, Aqua Corridor, Hazira Road, Adajan Paal, Surat-395009.

0261 2747788

revivaldiagnostics.surat@gmail.com

www.revivaldiagnostics.com

This medical report is not intended for medico-legal purposes.

REVIVAL DIAGNOSTICS



Dental Assessment Form

NAME Aditya Arora
AGE 34

DATE 06/09/2022
SEX M

* CHIEF COMPLAINT

- A CLINICAL FEATURES :- capping + RCT
- 1 CAVIES :- NO
2 MISSING TOOTH :- NO
3 MALOCCLUSION :- NO
4 FILLING :- Upper incisor 2 capping, (R) Upper 3 molar, (L) Lower 2nd molar
- B DIAGNOSIS :- normal
- C PERSONAL HISTORY :- Hygenic
- D PROVISIONAL D/G :- .
- E MEDICAL HISTORY :- RCT + capping.
- F FINAL D/G :- normal
- G TREATMENT PLAN :- NO

CLINT SIGN

DOCTOR SIGN

Revival Diagnostic
401, Aqua Corridor,
B/s. Star Bazar, Surat-395009
Mo. 91062-28601

Laboratory Test Result are Subject to technical limitation and should be clinically correlate for final diagnosis

4th Floor, Aqua Corridor, Hazira Road, Adajan Paal, Surat-395009.

0261 2747788

revivaldiagnostics.surat@gmail.com

www.revivaldiagnostics.com

This medical report is not intended for medico-legal purposes.



NAME: Aditya Arora SEX: M
BIRTHDATE: 26/09/1987 AGE: 34

DEPARTMENT OF OPHTHALMOLOGY

EYE TEST:

1. VISION:

RIGHT EYE - 6/6
LEFT EYE - 6/6

2. COLOR VISION:

RIGHT EYE - 2
LEFT EYE - 2

3. FUNDUS:

RIGHT EYE - 2
LEFT EYE - 2

REMARKS:

Revival Diagnostic
Ophthalmologist/Optomestrist
401, Aqua Corridor
B/S. Star Bazar, Surat-395009
Mo. 91062-28601

Laboratory Test Result are Subject to technical limitation and should be clinically correlate for final diagnosis



Name : ADITYA S ARORA
Age/Sex : 34 Yrs. Male
UHID : 21567
Ref. By Dr. : MEDI WHEEL
Category : CTR

Date : 06-Sep-2022 11:04 am
Receipt No : 5607
Lab ID : 17230


Collection Date & Time : 06-Sep-2022 11:04 am

CBC HAEMOGRAM

PARAMETER	RESULT	UNITS	Biological Reference Range
Hemoglobin	: 14.3	gm/dL	13.5-18.0
RBC Count	: 4.85	m/c.mm.	4.5-6.5
WBC Count	: 7600	c. mm.	4,000 - 10,000
Platelet Count	: 3.32	c. mm.	1.5 Lac - 5.0 Lac
Blood Indices			
Hematocrit (PCV)	: 45.8	%	39-54 %
MCV	: 94.4	fl	75-96
MCH	: 29.5	pg	27-32
MCHC	: 31.2	g/dL	30-36
RDW	: 13.3	%	11- 16
ESR (WINTORBE)	: 05	mm./hr.	0-20
DIFF WBC Count			
Neutrophils	: 48	%	40-75
Lymphocytes	: 47	%	20-50
Eosinophils	: 03	%	1-6
Monocytes	: 02	%	2-10
Basophils	: 00	%	0-5
Band Form	: 00	%	0-5
Smear Study			
Platelets in Smear	: Adequate		
Malarial Parasites	: Malarial Parasites Not Detected		
Blood Group	: "B"		
RH Factor	: Positive		

Lab Technician/Technologist

Revival Diagnostic
401, Aqua Corridor,
B/s. Sha Bazar, Surat-395009
No. 21567


Dr. Mihir Icecreamwala
M.B.B.S., M.D. Pathologist

Operator Name: Administrator Subject to technical limitation Reporting Print Date & Time: 06-Sep-2022 diagnosis

4th Floor, Aqua Corridor, Hazira Road, Adajan Paal, Surat-395009.

0261 2747788

revivaldiagnostics.surat@gmail.com

www.revivaldiagnostics.com

This medical report is not intended for medico-legal purposes.



Name : ADITYA S ARORA
Age/Sex : 34 Yrs. Male
UHID : 21567
Ref. By Dr. : MEDI WHEEL
Category : CTR

Date : 06-Sep-2022
Receipt No : 5607
Lab ID : 17230


Collection Date & Time : 06-Sep-2022 11:04 am

REPORT OF SERUM LIPID PROFILE

Test	Result	Biological Reference Range
Serum Cholesterol (Mehod : CHOD-POD)	250	Normal : Less than 200 mg / dl Borderline : 200 to 239 mg / dl Undesirable : More than 240 mg / dl
Serum Triglyceride (Mehod : GPO-POD)	226	Normal : Less than 150 mg / dl Borderline High : 150 to 199 mg / dl High : 200 - 499 mg / dl Very High : More than 500 mg / dl
Serum HDL - Cholesterol (Mehod : PVS-PEGME Precipitation with CHOD-POD)	50	Desirable : More than 55 mg / dl Borderline : 35 to 55 mg / dl Undesirable : Less than 35 mg / dl
Serum LDL - Cholesterol (Mehod : Calculated)	154.8	Optimal : Less than 100 mg / dl Above Optimal : 100 - 129 mg / dl Borderline High : 130 to 159 mg / dl High : 160 to 189 mg / dl Very High : More than 190 mg / dl
VLDL (Mehod : Calculated)	45.2	Normal : 5 to 30 mg / dl
Chol. / HDL - Chol. Ratio	5	Low Risk : Less than 3.8 Vedium Risk : 3.8 to 5.9 High Risk : More than 6
LDL / HDL - Chol. Ratio	3.1	Low Risk : Less than 3.55 Medium Risk : 3.55 - 4 High Risk : More than 6

Lab Technician/Technologist

Revival Diagnostic
401, Aqua Corridor,
B/s. Star Bazar, Surat-395009
M6. 91062-28601


Dr. Mihir Icecreamwala
M.B.B.S..M.D. Pathologist

Operator Name: Namrata Patel

Reporting PrintDate & Time: 06-Sep-2022

Laboratory Test Result are Subject to technical limitation and should be clinically correlate for final diagnosis

4th Floor, Aqua Corridor, Hazira Road, Adajan Paal, Surat-395009.

☎ 0261 2747788

✉ revivaldiagnostics.surat@gmail.com

🌐 www.revivaldiagnostics.com

This medical report is not intended for medico-legal purposes.



Name : ADITYA S ARORA
Age/Sex : 34 Yrs. / Male
UHID : 21567
Category : CTR
Ref. By Dr. : MEDI WHEEL

Date : 06-Sep-2022 11:04 am
Receipt No : 5607
Lab ID : 17230
Collection Date & Time : 06-Sep-2022 11:04 am

ROUTINE URINE EXAMINATION REPORT

PHYSICAL EXAMINATION :

Quantity : 30 ml
Colour : Pale Yellow
Appearance : Clear
Reaction : Acidic
Specific Gravity : 1.015

CHEMICAL EXAMINATION :


Proteins : Absent
Sugar : Absent
Acetone : Absent
Bile Salts : Absent
Bile Pigments : Absent
Urobilinogen : Normal
O.B.T. : Negative

MICROSCOPIC EXAMINATION :

Pus Cells : Occasional
R. B. C. : Absent
Epithelial Cells : Occasional
Bacteria : Absent
Casts : Absent
Crystals : Absent
Yeast cell : Absent
Mucus : Absent
Other Findings : NIL

Lab Technician/Technologist

Revival Diagnostic
401, Aqua Corridor,
B/s. Star Bazar, Surat-395009
Mo. 91062-28601


Dr. Mihir Icecreamwala
M.B.B.S.,M.D. Pathologist

Laboratory Test Result are Subject to technical limitation and should be clinically correlate for final diagnosis

Operator Name: Administrator, Aqua Corridor, Hazira Road, Surat-395009 Reporting Print Date & Time: 06-Sep-2022 01:34:00PM
☎ 0261 2747788 ✉ revivaldiagnostics.surat@gmail.com 🌐 www.revivaldiagnostics.com

This medical report is not intended for medico-legal purposes.



Name : ADITYA S ARORA

Date : 06-Sep-2022

Age/Sex : 34 Yrs. Male

Receipt No : 5607

UHID : 21567

Ref. By Dr. : MEDI WHEEL

Lab ID : 17230

Report By Dr. : Dr.

Catagory : CTR

Collection Date & Time : 06-Sep-2022 11:04 am

REPORT OF GLYCOSYLATED HEMOGLOBIN [HbA1C]

Parameter	Result	Unit	Biological Reference Interval
Hemoglobin A1C(HbA1C)	5.2	%	HbA1C Degree of Glucose Control

< 5.6 % Non Diabetics
5.7 - 6.4 % Prediabetics
> = 6.5 % Diabetics

(REF : Wallace, 11th Edition)

REMARKS:

6 - 7 % Excellent Control
7 - 8 % Good Control
8 -10 % Unsatisfactory Control
> 10 % Poor Control


Method : High performance liquid chromatography (HPLC)

MEAN BLOOD GLUCOSE OVER THE PAST 60 DAYS FROM THE HbA1C RESULT : 000 mg/dl

Remarks : GHb test is useful for the long term control and monitoring of diabetes mellitus since it reflects the integration of blood glucose levels during past 4-8 weeks.

Revival Diagnostic
401, Aqua Corridor,
B/s. Star Bazar, Surat-395009
Mo. 91062-28601

Lab Technician/Technologist


Dr. Mihir Icecreamwala
M.B.B.S..M.D. Pathologist

Operator Name : Namrata Patel

Reporting Print Date & Time : 06-Sep-2022

Laboratory Test Result are Subject to technical limitation and should be clinically correlate for final diagnosis

4th Floor, Aqua Corridor, Hazira Road, Adajan Paal, Surat-395009.

0261 2747788

revivaldiagnostics.surat@gmail.com

www.revivaldiagnostics.com

This medical report is not intended for medico-legal purposes.



Name : ADITYA S ARORA
Age/Sex : 34 Yrs. Male
UHID : 21567
Ref. By Dr. : MEDI WHEEL
Category : CTR


Date : 06-Sep-2022 11:04 am
Receipt No : 5607

Lab ID : 17230
Collection Date & Time : 06-Sep-2022 11:04 am

THYROID TEST

TEST	RESULT	Biological Reference Range
T3	0.95	0.87 - 1.78 ng/ml
T4	6.46	4.60 - 13.5 ug/dl
TSH	3.82	0.50 - 5.50 uIU/ml 5.5 to 15 uIU/ml - Suggested Clinical co-relation Or Repeat test with new sample as physiological factors can give falsely high TSH Above 15uIU/ml Hypothyroid PREGNANT WOMEN normal ranges for TSH: 1st Trimester :0.0878 - 2.8293 uIU/ml 2nd Trimester :0.1998 - 2.7915 uIU/ml 3rd Trimester :0.307 - 2.9028 uIU/ml Ref:Tietz Fundamentals of Clinical Chemistry.

Lab Technician/Technologist


Dr. Mihir Icecreamwala
M.B.B.S.,M.D. Pathologist

Revival Diagnostic
401, Aqua Corridor,
B/s. Star Bazar, Surat-395009
Mo. 91062-28601

Operator Name : Namrata Patel

Reporting Print Date & Time : 06-Sep-2022

Laboratory Test Result are Subject to technical limitation and should be clinically correlate for final diagnosis



Name : ADITYA S ARORA
Age/Sex : 34 Yrs. Male
UHID : 21567
Ref. By Dr. : MEDI WHEEL
Catagory : CTR

Date : 06-Sep-2022
Receipt No : 5607
Lab ID : 17230

Collection Date & Time : 06-Sep-2022 11:04 am

REPORT OF TUMOR MARKERS

Test	Result	Biological Reference Range
PROSTATE SPECIFIC ANTIGEN (PSA)	0.41 ng/ml	[0.0 - 2.5 ng/ml] 40 - 49 Years [0.0 - 3.5 ng/ml] 50 - 59 Years [0.0 - 4.5 ng/ml] 60 - 69 Years [0.0 - 5.5 ng/ml] 70 - 79 Years



Dr. Mihir Icecreamwala
M.B.B.S.,M.D. Pathologist
Operator Name:Namrata Patel


Lab Technician/Technologist

PrintDate & Time:06-Sep-2022

Method: - Test performed on Automated Chemiluminescence Assay [COBAS E411, ROCHE]
Corrobrative clinicopathologic correlation is essential for final diagnosis. Test reports are subjected to technical limitation and should be clinically co-related. Laboratory may be contacted if required.

Revival Diagnostic
401, Aqua Corridor,
B/s. Star Bazar, Surat-395009
Mo. 91062-28601

Laboratory Test Result are Subject to technical limitation and should be clinically correlate for final diagnosis



NAME	AADITYA ARORA	DATE	06-Sep-2022
REFERRED BY	MEDI WHEEL	AGE / SEX	35 YRS / M

Thanks for the reference

USG ABDOMEN

LIVER: is normal in size and shows homogeneous echotexture.

No evidence of intrahepatic biliary radicles dilatation / focal space occupying lesion.

The portal vein and common bile duct show normal caliber.

GALL BLADDER: is distended and shows smooth walls. Wall thickness is normal.

No evidence of sludge / calculus. No evidence of pericholecystic collection.

SPLEEN: Is normal in size and shows normal echo pattern.

PANCREAS: shows normal echo anatomy and its relationship with splenic vein is normal.

KIDNEYS: Both the kidneys are normal in size, shape and location and show normal cortico-medullary differentiation.

Right kidney measures- 10.0 x 4.3 cms.

Left kidney measures- 10.9 x 4.7 cms.

No evidence of hydronephrosis or calculus.

URINARY BLADDER: is distended with smooth walls.

No evidence of diverticulum or calculus.

PROSTATE: is normal in size and shows homogeneous echotexture.

No evidence of ascites / pleural effusion.

Fluid and gas filled bowel loops with normal wall thickness and peristalsis noted.

IMPRESSION:

No significant abdominal pathology noted....

Dr. Chirag K. Patel

MBBS-DMPD

DR. CHIRAG K. PATEL

RADIOLOGIST

4th Floor, Aqua Corridor,
Nr. Star Bazar, Hazira Main Road,
Adajan, Surat-395009.
Mo. 97266 726683

Laboratory Test Result are Subject to technical limitation and should be clinically correlate for final diagnosis

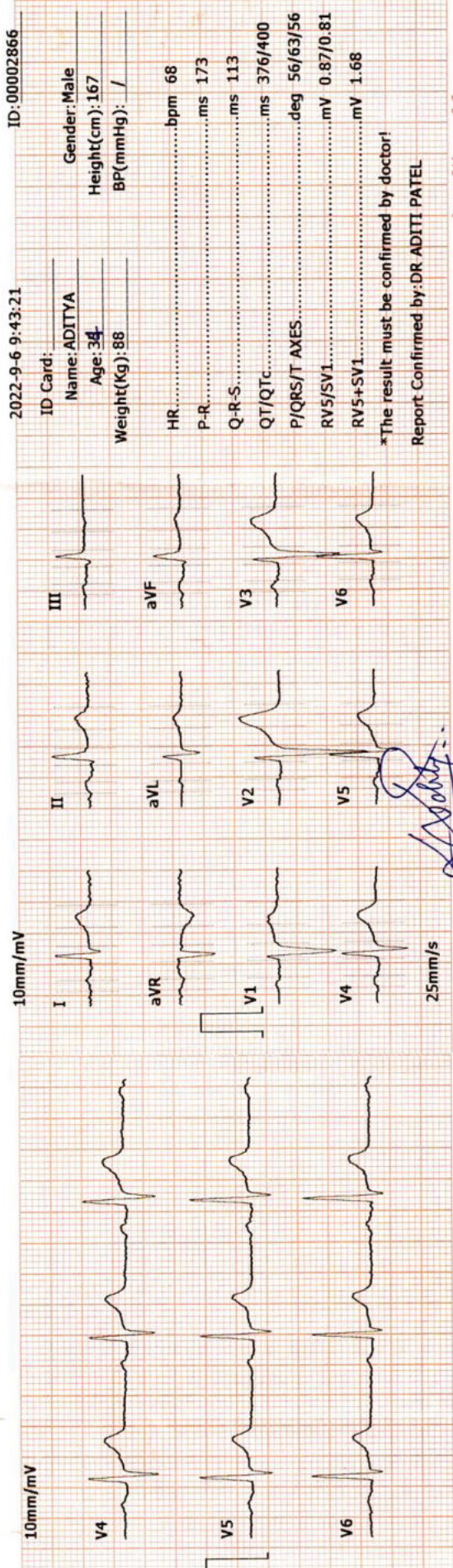
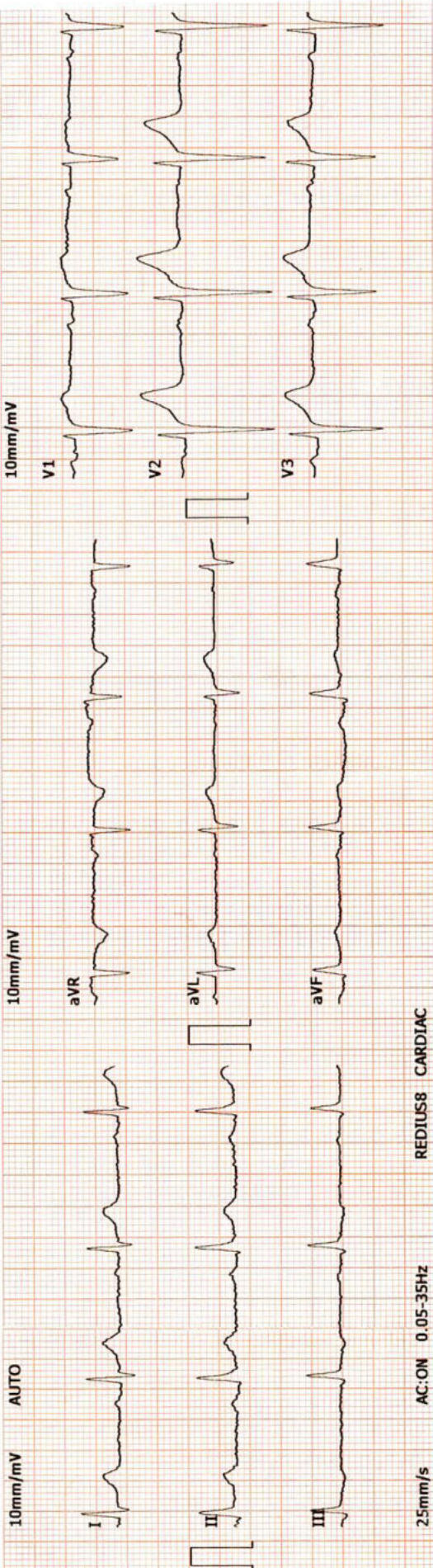
📍 4th Floor, Aqua Corridor, Hazira Road, Adajan Paal, Surat-395009.

☎ 0261 2747788

✉ revivaldiagnostics.surat@gmail.com

🌐 www.revivaldiagnostics.com

This medical report is not intended for medico-legal purposes.



2022-9-6 9:43:21 ID: 00002866

ID Card: Name: ADITYA Gender: Male
Age: 34 Height(cm): 167
Weight(Kg): 88 BP(mmHg): / /

HR:bpm 68
P-R:ms 173
Q-R-S:ms 113
QT/QTc:ms 376/400
P/QRS/T AXES:deg 56/63/56
RV5/SV1:mV 0.87/0.81
RV5+SV1:mV 1.68

*The result must be confirmed by doctor!
Report Confirmed by: DR. ADITI PATEL

ARROW CE

ARROW CE

DR. ADITI PATEL
M.B.B.S., B. CARD (MUM)
CLINICAL CARDIOLOGIST
REG. NO. G-42901

Revival Diagnostic
401, Aqua Corridor,
B/s. Star Bazar, Surat-395009
Mo. 91062-28601



REVIVAL DIAGNOSTICS



Name : ADITYA S ARORA

Date : 06-Sep-2022

Age/Sex : 34 Yrs. Male

Rec No : 5607

UHID : 21567

Ref. By Dr : MEDI WHEEL

Lab ID : 17230

Catagory : CTR

Collection Date & Time : 06-Sep-2022 11:04 am

ECG

Test	Observed Value	Biological Referance Interval
------	----------------	-------------------------------

ECG

1. The rhythm is sinus.
2. Heart rate is 68 beats per minute.
3. Normal P,QRS,T wave axis.
4. Normal PR,QRS,Q.T. Duration.
5. No pathological q wave or ST-T changes seen.
6. No evidence of chamber hypertrophy or enlargement seen.

IMPERSSION : ECG WITHIN NORMAL LIMITS

DR. ADITI PATEL
M.B.B.S., D. CARD (MUM)
CLINICAL CARDIOLOGIST
REG.NO.G-42901

Revival Diagnostic

401, Aqua Corridor,
B/s. Star Bazar, Surat-395009
Mo. 91062-28601



0261 2747788, 9825947712



4th Floor, Aqua Corridor, Hazira Road, Adajan Pal, Surat-395009.



revivaldiagnostics.surat@gmail.com



www.revivaldiagnostics.com

This Medical Report Is Not Intended For Medico-legal Purposes.
Laboratory Test Results Are Subject To Technical Limitation And Should
Be Clinically Correlate For Final Diagnosis

NAME: ADITYA S ARORA
AGE: 34 YRS / MALE
REF BY: MEDI WHEEL



REVIVAL DIAGNOSTICS



Name : ADITYA S ARORA
Age/Sex : 34 Yrs. Male
UHID : 21567
Ref. By Dr : MEDI WHEEL
Catagory : CTR

Date : 06-Sep-2022
Rec No : 5607

Lab ID : 17230

Collection Date & Time : 06-Sep-2022 11:04 am

CHEST RADIOGRAPH-PA VIEW

Hilar shadows are within normal limits.

Pulmonary vasculature appears normal.

Cardiac appears normal in size.

Both domeh of the diaphragm are smooth.

Both costophrenic recesses are clear.

Both lung fields appear normal.

Visualized bones and soft tissue shadows appear normal.

IMPRESSION:

NORMAL STUDY.

Dr. Chirag K. Patel
MBBS-DMPD
G-28509
DR. CHIRAG K PATEL
Revival Diagnostics
RADIOLOGIST
4th Floor, Aqua Corridor,
Nr. Star Bazar, Hazira Main Road,
Adajan, Surat-395009.
Mo. 97266 726683



0261 2747788, 9825947712



4TH Floor, Aqua Corridor, Hazira Road, Adajan Pal, Surat-395009.



revivaldiagnostics.surat@gmail.com



www.revivaldiagnostics.com

This Medical Report Is Not Intended For Medico-legal Purposes.
Laboratory Test Results Are Subject To Technical Limitation And Should
Be Clinically Correlate For Final Diagnosis

Height : _____ Weight : _____
Address : _____

Requester Detail

Name of Doctor / Employee / Insurance Company : Medi Wheel
Location / Address : B-13
Insurance / Policy Number : _____

Date & Time of S
Type of Sample :

Test Requested

 **भारतीय विशिष्ट पहचान प्राधिकरण**
UNIQUE IDENTIFICATION AUTHORITY OF INDIA

सर्वनाम :
S/O राज, अ-303, स्टार गैलेक्सी अपार्टमेंट, आगम
क्रॉस वर्ड सामे, वेसु, सुरत शीटी, सुरत,
गुजरात - 395007

Address :
S/O Raj, A-303, star galaxy Apartment,
opp agam cross word, vesu, Surat City,
Surat,
Gujarat - 395007




 1947
1800 300 1947

 help@uidai.gov.in

 www.uidai.gov.in

P.O. Box No.1947,
Bengaluru-560 001

g Sample / Post-Prandial Sample / Random Sample
collection : ce 7 M