



# INDRA DIAGNOSTIC CENTRE

Add: B 1/2, Sector J, Near Sangam Chauraha, Lda Stadium Road, Aliganj  
Ph: 9235432681,  
CIN : U85110DL2003PLC308206



Patient Name	: Mrs. POONAM DEVI	Registered On	: 02/Oct/2021 11:14:21
Age/Gender	: 31 Y O M O D /F	Collected	: 02/Oct/2021 11:21:18
UHID/MR NO	: CALI.0000030100	Received	: 02/Oct/2021 14:15:18
Visit ID	: CALI0065032122	Reported	: 02/Oct/2021 17:38:09
Ref Doctor	: Dr. Mediwheel - Arcofemi Health Care Ltd.	Status	: Final Report

## DEPARTMENT OF HAEMATOLOGY

### MEDIWHEEL BANK OF BARODA MALE & FEMALE BELOW 40 YRS

Test Name	Result	Unit	Bio. Ref. Interval	Method
-----------	--------	------	--------------------	--------

#### Blood Group (ABO & Rh typing) \*\* , Blood

Blood Group	O
Rh ( Anti-D)	POSITIVE

#### COMPLETE BLOOD COUNT (CBC) \*\* , Blood

Haemoglobin	9.70	g/dl	13.5-17.5	PHOTOMETRIC
TLC (WBC)	6,400.00	/Cu mm	4000-10000	ELECTRONIC IMPEDANCE

#### DLC

Polymorphs (Neutrophils)	62.00	%	55-70	ELECTRONIC IMPEDANCE
Lymphocytes	32.00	%	25-40	ELECTRONIC IMPEDANCE
Monocytes	3.00	%	3-5	ELECTRONIC IMPEDANCE
Eosinophils	3.00	%	1-6	ELECTRONIC IMPEDANCE
Basophils	0.00	%	< 1	ELECTRONIC IMPEDANCE

#### ESR

Observed	32.00	Mm for 1st hr.
Corrected	12.00	Mm for 1st hr. < 20
PCV (HCT)	30.00	cc % 40-54

#### Platelet count

Platelet Count	1.60	LACS/cu mm	1.5-4.0	ELECTRONIC IMPEDANCE
PDW (Platelet Distribution width)	20.00	fL	9-17	ELECTRONIC IMPEDANCE
P-LCR (Platelet Large Cell Ratio)	54.90	%	35-60	ELECTRONIC IMPEDANCE
PCT (Platelet Hematocrit)	0.14	%	0.108-0.282	ELECTRONIC IMPEDANCE
MPV (Mean Platelet Volume)	11.80	fL	6.5-12.0	ELECTRONIC IMPEDANCE

#### RBC Count

RBC Count	4.11	Mill./cu mm	3.7-5.0	ELECTRONIC IMPEDANCE
-----------	------	-------------	---------	----------------------





# INDRA DIAGNOSTIC CENTRE

Add: B 1/2, Sector J, Near Sangam Chauraha, Lda Stadium Road, Aliganj  
Ph: 9235432681,  
CIN : U85110DL2003PLC308206




Patient Name	: Mrs. POONAM DEVI	Registered On	: 02/Oct/2021 11:14:21
Age/Gender	: 31 Y O M O D /F	Collected	: 02/Oct/2021 11:21:18
UHID/MR NO	: CALI.0000030100	Received	: 02/Oct/2021 14:15:18
Visit ID	: CALI0065032122	Reported	: 02/Oct/2021 17:38:09
Ref Doctor	: Dr. Mediwheel - Arcofemi Health Care Ltd.	Status	: Final Report

## DEPARTMENT OF HAEMATOLOGY

### MEDIWHEEL BANK OF BARODA MALE & FEMALE BELOW 40 YRS

Test Name	Result	Unit	Bio. Ref. Interval	Method
<b>Blood Indices (MCV, MCH, MCHC)</b>				
MCV	73.10	fL	80-100	CALCULATED PARAMETER
MCH	23.60	pg	28-35	CALCULATED PARAMETER
MCHC	32.30	%	30-38	CALCULATED PARAMETER
RDW-CV	15.50	%	11-16	ELECTRONIC IMPEDANCE
RDW-SD	46.90	fL	35-60	ELECTRONIC IMPEDANCE
Absolute Neutrophils Count	3,968.00	/cu mm	3000-7000	
Absolute Eosinophils Count (AEC)	192.00	/cu mm	40-440	



  
Dr. Anupam Singh  
M.B.B.S, M.D. (Pathology)





# INDRA DIAGNOSTIC CENTRE

Add: B 1/2, Sector J, Near Sangam Chauraha, Lda Stadium Road, Aliganj  
Ph: 9235432681,  
CIN : U85110DL2003PLC308206



Patient Name	: Mrs. POONAM DEVI	Registered On	: 02/Oct/2021 11:14:22
Age/Gender	: 31 Y O M O D /F	Collected	: 02/Oct/2021 11:21:18
UHID/MR NO	: CALI.0000030100	Received	: 02/Oct/2021 14:37:13
Visit ID	: CALI0065032122	Reported	: 02/Oct/2021 16:00:15
Ref Doctor	: Dr. Mediwheel - Arcofemi Health Care Ltd.	Status	: Final Report

## DEPARTMENT OF BIOCHEMISTRY

### MEDIWHEEL BANK OF BARODA MALE & FEMALE BELOW 40 YRS

Test Name	Result	Unit	Bio. Ref. Interval	Method
-----------	--------	------	--------------------	--------

<b>Glucose Fasting **</b> <i>Sample: Plasma</i>	92.60	mg/dl	< 100 Normal 100-125 Pre-diabetes ≥ 126 Diabetes	GOD POD
--	-------	-------	--	---------

#### Interpretation:

- Kindly correlate clinically with intake of hypoglycemic agents, drug dosage variations and other drug interactions.
- A negative test result only shows that the person does not have diabetes at the time of testing. It does not mean that the person will never get diabetics in future, which is why an Annual Health Check up is essential.
- I.G.T = Impaired Glucose Tolerance.

<b>Glucose PP **</b> <i>Sample: Plasma After Meal</i>	105.61	mg/dl	<140 Normal 140-199 Pre-diabetes >200 Diabetes	GOD POD
--	--------	-------	--	---------

#### Interpretation:

- Kindly correlate clinically with intake of hypoglycemic agents, drug dosage variations and other drug interactions.
- A negative test result only shows that the person does not have diabetes at the time of testing. It does not mean that the person will never get diabetics in future, which is why an Annual Health Check up is essential.
- I.G.T = Impaired Glucose Tolerance.

#### GLYCOSYLATED HAEMOGLOBIN (HBA1C) \*\*, EDTA BLOOD

Glycosylated Haemoglobin (HbA1c)	5.40	% NGSP	HPLC (NGSP)
Glycosylated Haemoglobin (Hb-A1c)	36.00	mmol/mol/IFCC	
Estimated Average Glucose (eAG)	108	mg/dl	

#### Interpretation:

#### NOTE:-

- eAG is directly related to A1c.
- An A1c of 7% -the goal for most people with diabetes-is the equivalent of an eAG of 154 mg/dl.
- eAG may help facilitate a better understanding of actual daily control helping you and your health care provider to make necessary changes to your diet and physical activity to improve overall diabetes management.

The following ranges may be used for interpretation of results. However, factors such as duration of diabetes, adherence to therapy and the age of the patient should also be considered in assessing the degree of blood glucose control.





# INDRA DIAGNOSTIC CENTRE

Add: B 1/2, Sector J, Near Sangam Chauraha, Lda Stadium Road, Aliganj  
Ph: 9235432681,  
CIN : U85110DL2003PLC308206



Patient Name	: Mrs. POONAM DEVI	Registered On	: 02/Oct/2021 11:14:22
Age/Gender	: 31 Y O M O D /F	Collected	: 02/Oct/2021 11:21:18
UHID/MR NO	: CALI.0000030100	Received	: 02/Oct/2021 14:37:13
Visit ID	: CALI0065032122	Reported	: 02/Oct/2021 16:00:15
Ref Doctor	: Dr. Mediwheel - Arcofemi Health Care Ltd.	Status	: Final Report

## DEPARTMENT OF BIOCHEMISTRY

### MEDIWHEEL BANK OF BARODA MALE & FEMALE BELOW 40 YRS

Test Name	Result	Unit	Bio. Ref. Interval	Method
-----------	--------	------	--------------------	--------

Haemoglobin A1C (%) NGSP	mmol/mol / IFCC Unit	eAG (mg/dl)	Degree of Glucose Control Unit
> 8	>63.9	>183	Action Suggested*
7-8	53.0 -63.9	154-183	Fair Control
< 7	<63.9	<154	Goal**
6-7	42.1 -63.9	126-154	Near-normal glycemia
< 6%	<42.1	<126	Non-diabetic level

\*High risk of developing long term complications such as Retinopathy, Nephropathy, Neuropathy, Cardiopathy, etc.

\*\*Some danger of hypoglycemic reaction in Type I diabetics. Some glucose intolerant individuals and "subclinical" diabetics may demonstrate HbA1C levels in this area.

N.B. : Test carried out on Automated G8 90 SL TOSOH HPLC Analyser.

### Clinical Implications:

\*Values are frequently increased in persons with poorly controlled or newly diagnosed diabetes.

\*With optimal control, the HbA 1c moves toward normal levels.

\*A diabetic patient who recently comes under good control may still show higher concentrations of glycosylated hemoglobin. This level declines gradually over several months as nearly normal glycosylated \*Increases in glycosylated hemoglobin occur in the following non-diabetic conditions: a. Iron-deficiency anemia b. Splenectomy  
c. Alcohol toxicity d. Lead toxicity

\*Decreases in A 1c occur in the following non-diabetic conditions: a. Hemolytic anemia b. chronic blood loss

\*Pregnancy d. chronic renal failure. Interfering Factors:

\*Presence of Hb F and H causes falsely elevated values. 2. Presence of Hb S, C, E, D, G, and Lepore (autosomal recessive mutation resulting in a hemoglobinopathy) causes falsely decreased values.

BUN (Blood Urea Nitrogen) **	13.00	mg/dL	7.0-23.0	CALCULATED
------------------------------	-------	-------	----------	------------





# INDRA DIAGNOSTIC CENTRE

Add: B 1/2, Sector J, Near Sangam Chauraha, Lda Stadium Road, Aliganj  
Ph: 9235432681,  
CIN : U85110DL2003PLC308206



Patient Name	: Mrs. POONAM DEVI	Registered On	: 02/Oct/2021 11:14:22
Age/Gender	: 31 Y O M O D /F	Collected	: 02/Oct/2021 11:21:18
UHID/MR NO	: CALI.0000030100	Received	: 02/Oct/2021 14:37:13
Visit ID	: CALI0065032122	Reported	: 02/Oct/2021 16:00:15
Ref Doctor	: Dr. Mediwheel - Arcofemi Health Care Ltd.	Status	: Final Report

## DEPARTMENT OF BIOCHEMISTRY

### MEDIWHEEL BANK OF BARODA MALE & FEMALE BELOW 40 YRS

Test Name	Result	Unit	Bio. Ref. Interval	Method
-----------	--------	------	--------------------	--------

Sample: Serum

<b>Creatinine **</b>	0.62	mg/dl	0.5-1.2	MODIFIED JAFFES
----------------------	------	-------	---------	-----------------

Sample: Serum

<b>e-GFR (Estimated Glomerular Filtration Rate) **</b>	112.30	ml/min/1.73m <sup>2</sup>	- 90-120 Normal - 60-89 Near Normal	CALCULATED
--	--------	---------------------------	--	------------

Sample: Serum

<b>Uric Acid **</b>	4.54	mg/dl	2.5-6.0	URICASE
---------------------	------	-------	---------	---------

Sample: Serum

#### L.F.T.(WITH GAMMA GT) \*\*, Serum

SGOT / Aspartate Aminotransferase (AST)	<b>53.00</b>	U/L	< 35	IFCC WITHOUT P5P
SGPT / Alanine Aminotransferase (ALT)	<b>59.50</b>	U/L	< 40	IFCC WITHOUT P5P
Gamma GT (GGT)	20.00	IU/L	11-50	OPTIMIZED SZAZING
Protein	6.81	gm/dl	6.2-8.0	BIRUET
Albumin	4.71	gm/dl	3.8-5.4	B.C.G.
Globulin	2.10	gm/dl	1.8-3.6	CALCULATED
A:G Ratio	<b>2.24</b>		1.1-2.0	CALCULATED
Alkaline Phosphatase (Total)	94.00	U/L	42.0-165.0	IFCC METHOD
Bilirubin (Total)	0.82	mg/dl	0.3-1.2	JENDRASSIK & GROF
Bilirubin (Direct)	<b>0.43</b>	mg/dl	< 0.30	JENDRASSIK & GROF
Bilirubin (Indirect)	0.39	mg/dl	< 0.8	JENDRASSIK & GROF

#### LIPID PROFILE (MINI) \*\*, Serum

Cholesterol (Total)	154.00	mg/dl	<200 Desirable 200-239 Borderline High > 240 High	CHOD-PAP
HDL Cholesterol (Good Cholesterol)	30.80	mg/dl	30-70	DIRECT ENZYMATIC
LDL Cholesterol (Bad Cholesterol)	99	mg/dl	< 100 Optimal 100-129 Nr. Optimal/Above Optimal 130-159 Borderline High 160-189 High > 190 Very High	CALCULATED
VLDL Triglycerides	23.92 119.60	mg/dl mg/dl	10-33 < 150 Normal 150-199 Borderline High 200-499 High >500 Very High	CALCULATED GPO-PAP



*Anupam*  
Dr. Anupam Singh  
M.B.B.S, M.D. (Pathology)





# INDRA DIAGNOSTIC CENTRE

Add: B 1/2, Sector J, Near Sangam Chauraha, Lda Stadium Road, Aliganj  
Ph: 9235432681,  
CIN : U85110DL2003PLC308206



Patient Name	: Mrs. POONAM DEVI	Registered On	: 02/Oct/2021 11:14:22
Age/Gender	: 31 Y O M O D /F	Collected	: 02/Oct/2021 16:32:56
UHID/MR NO	: CALI.0000030100	Received	: 02/Oct/2021 18:14:35
Visit ID	: CALI0065032122	Reported	: 02/Oct/2021 18:34:02
Ref Doctor	: Dr. Mediwheel - Arcofemi Health Care Ltd.	Status	: Final Report

## DEPARTMENT OF CLINICAL PATHOLOGY

### MEDIWHEEL BANK OF BARODA MALE & FEMALE BELOW 40 YRS

Test Name	Result	Unit	Bio. Ref. Interval	Method
-----------	--------	------	--------------------	--------

#### URINE EXAMINATION, ROUTINE \*\* , Urine

Color	LIGHT YELLOW			
Specific Gravity	1.010			
Reaction PH	Acidic ( 5.0)			DIPSTICK
Protein	ABSENT	mg %	< 10 Absent 10-40 (+) 40-200 (++) 200-500 (+++) > 500 (++++)	DIPSTICK
Sugar	ABSENT	gms%	< 0.5 (+) 0.5-1.0 (++) 1-2 (+++) > 2 (++++)	DIPSTICK
Ketone	ABSENT			DIPSTICK
Bile Salts	ABSENT			
Bile Pigments	ABSENT			
Urobilinogen(1:20 dilution)	ABSENT			
<b>Microscopic Examination:</b>				
Epithelial cells	3-4/h.p.f			MICROSCOPIC EXAMINATION
Pus cells	1-2/h.p.f			MICROSCOPIC EXAMINATION
RBCs	ABSENT			MICROSCOPIC EXAMINATION
Cast	ABSENT			
Crystals	ABSENT			MICROSCOPIC EXAMINATION
Others	ABSENT			

#### SUGAR, FASTING STAGE \*\* , Urine

Sugar, Fasting stage	ABSENT	gms%
----------------------	--------	------

#### Interpretation:

(+)	< 0.5
(++)	0.5-1.0
(+++)	1-2
(++++)	> 2





# INDRA DIAGNOSTIC CENTRE

Add: B 1/2, Sector J, Near Sangam Chauraha, Lda Stadium Road, Aliganj  
Ph: 9235432681,  
CIN : U85110DL2003PLC308206



Patient Name	: Mrs. POONAM DEVI	Registered On	: 02/Oct/2021 11:14:22
Age/Gender	: 31 Y O M O D /F	Collected	: 02/Oct/2021 16:32:56
UHID/MR NO	: CALI.0000030100	Received	: 02/Oct/2021 18:14:35
Visit ID	: CALI0065032122	Reported	: 02/Oct/2021 18:34:02
Ref Doctor	: Dr. Mediwheel - Arcofemi Health Care Ltd.	Status	: Final Report

## DEPARTMENT OF CLINICAL PATHOLOGY

### MEDIWHEEL BANK OF BARODA MALE & FEMALE BELOW 40 YRS

Test Name	Result	Unit	Bio. Ref. Interval	Method
-----------	--------	------	--------------------	--------


#### SUGAR, PP STAGE \*\*, Urine

Sugar, PP Stage ABSENT

#### Interpretation:

- (+) < 0.5 gms%
- (++) 0.5-1.0 gms%
- (+++) 1-2 gms%
- (++++) > 2 gms%



  
Dr. Anupam Singh  
M.B.B.S, M.D. (Pathology)





# INDRA DIAGNOSTIC CENTRE

Add: B 1/2, Sector J, Near Sangam Chauraha, Lda Stadium Road, Aliganj  
Ph: 9235432681,  
CIN : U85110DL2003PLC308206



Patient Name	: Mrs. POONAM DEVI	Registered On	: 02/Oct/2021 11:14:22
Age/Gender	: 31 Y O M O D /F	Collected	: 02/Oct/2021 11:21:18
UHID/MR NO	: CALI.0000030100	Received	: 02/Oct/2021 14:18:21
Visit ID	: CALI0065032122	Reported	: 02/Oct/2021 15:47:13
Ref Doctor	: Dr. Mediwheel - Arcofemi Health Care Ltd.	Status	: Final Report

## DEPARTMENT OF IMMUNOLOGY

### MEDIWHEEL BANK OF BARODA MALE & FEMALE BELOW 40 YRS

Test Name	Result	Unit	Bio. Ref. Interval	Method
-----------	--------	------	--------------------	--------

#### THYROID PROFILE - TOTAL \*\* , Serum


T3, Total (tri-iodothyronine)	126.80	ng/dl	84.61–201.7	CLIA
T4, Total (Thyroxine)	<b>13.70</b>	ug/dl	3.2-12.6	CLIA
TSH (Thyroid Stimulating Hormone)	<b>0.03</b>	μIU/mL	0.27 - 5.5	CLIA

#### Interpretation:

0.3-4.5	μIU/mL	First Trimester
0.5-4.6	μIU/mL	Second Trimester
0.8-5.2	μIU/mL	Third Trimester
0.5-8.9	μIU/mL	Adults 55-87 Years
0.7-27	μIU/mL	Premature 28-36 Week
2.3-13.2	μIU/mL	Cord Blood > 37Week
0.7-64	μIU/mL	Child(21 wk - 20 Yrs.)
1-39	μIU/mL	Child 0-4 Days
1.7-9.1	μIU/mL	Child 2-20 Week

- 1) Patients having low T3 and T4 levels but high TSH levels suffer from primary hypothyroidism, cretinism, juvenile myxedema or autoimmune disorders.
- 2) Patients having high T3 and T4 levels but low TSH levels suffer from Grave's disease, toxic adenoma or sub-acute thyroiditis.
- 3) Patients having either low or normal T3 and T4 levels but low TSH values suffer from iodine deficiency or secondary hypothyroidism.
- 4) Patients having high T3 and T4 levels but normal TSH levels may suffer from toxic multinodular goiter. This condition is mostly a symptomatic and may cause transient hyperthyroidism but no persistent symptoms.
- 5) Patients with high or normal T3 and T4 levels and low or normal TSH levels suffer either from T3 toxicosis or T4 toxicosis respectively.
- 6) In patients with non thyroidal illness abnormal test results are not necessarily indicative of thyroidism but may be due to adaptation to the catabolic state and may revert to normal when the patient recovers.
- 7) There are many drugs for eg. Glucocorticoids, Dopamine, Lithium, Iodides, Oral radiographic dyes, etc. which may affect the thyroid function tests.
- 8) Generally when total T3 and total T4 results are indecisive then Free T3 and Free T4 tests are recommended for further confirmation along with TSH levels.



  
Dr. Anupam Singh  
M.B.B.S, M.D. (Pathology)







# INDRA DIAGNOSTIC CENTRE

Add: B 1/2, Sector J, Near Sangam Chauraha, Lda Stadium Road, Aliganj  
Ph: 9235432681,  
CIN : U85110DL2003PLC308206



Patient Name	: Mrs. POONAM DEVI	Registered On	: 02/Oct/2021 11:14:23
Age/Gender	: 31 Y O M O D /F	Collected	: N/A
UHID/MR NO	: CALI.0000030100	Received	: N/A
Visit ID	: CALI0065032122	Reported	: 02/Oct/2021 15:16:28
Ref Doctor	: Dr. Mediwheel - Arcofemi Health Care Ltd.	Status	: Final Report

## DEPARTMENT OF X-RAY

### MEDIWHEEL BANK OF BARODA MALE & FEMALE BELOW 40 YRS

#### X-RAY DIGITAL CHEST PA \*

(500 mA COMPUTERISED UNIT SPOT FILM DEVICE)

#### DIGITAL CHEST P-A VIEW

- Costo-phrenic angles are bilaterally clear.
- Trachea is central in position.
- Cardiac size & contours are normal.
- Hilar shadows are normal.
- Pulmonary vascularity & distribution are normal.
- Pulmonary parenchyma did not reveal any significant lesion.

**IMPRESSION : NO SIGNIFICANT DIAGNOSTIC ABNORMALITY SEEN.**



  
Dr. Pankaj Kumar Gupta (M.B.B.S D.M.R.D)





# INDRA DIAGNOSTIC CENTRE

Add: B 1/2, Sector J, Near Sangam Chauraha, Lda Stadium Road, Aliganj  
Ph: 9235432681,  
CIN : U85110DL2003PLC308206



Patient Name	: Mrs. POONAM DEVI	Registered On	: 02/Oct/2021 11:14:23
Age/Gender	: 31 Y O M O D /F	Collected	: N/A
UHID/MR NO	: CALI.0000030100	Received	: N/A
Visit ID	: CALI0065032122	Reported	: 02/Oct/2021 12:43:05
Ref Doctor	: Dr. Mediwheel - Arcofemi Health Care Ltd.	Status	: Final Report

## DEPARTMENT OF ULTRASOUND

### MEDIWHEEL BANK OF BARODA MALE & FEMALE BELOW 40 YRS

#### ULTRASOUND WHOLE ABDOMEN (UPPER & LOWER) \*

##### LIVER

- The liver is normal in size measures 12.9 cm and has a normal homogenous echotexture. No focal lesion is seen.

##### PORTAL SYSTEM

- The intra hepatic portal channels are normal.
- The portal vein is not dilated.
- Porta hepatis is normal.

##### BILIARY SYSTEM

- The intra-hepatic biliary radicles are normal.
- Common duct is not dilated.
- The gall bladder is normal in size and has regular walls. Lumen of the gall bladder is anechoic.

##### PANCREAS

- The pancreas is normal in size and shape and has a normal homogenous echotexture. Pancreatic duct is not dilated.

##### KIDNEYS

- Right kidney is normal in size, position and cortical echotexture. Cortico-medullary demarcation is maintained.
- Left kidney is normal in size, position and cortical echotexture. Cortico-medullary demarcation is maintained.
- The collecting system of both the kidneys are not dilated.

##### SPLEEN

- The spleen is enlarged in size 15.5 cm and has a normal homogenous echo-texture.

##### ILIAC FOSSAE & PERITONEUM

- Scan over the iliac fossae does not reveal any fluid collection or mass.
- No free fluid is noted in peritoneal cavity.

##### URINARY BLADDER

- The urinary bladder is normal. Bladder wall is normal in thickness and is regular. No calculus seen.





# INDRA DIAGNOSTIC CENTRE

Add: B 1/2, Sector J, Near Sangam Chauraha, Lda Stadium Road, Aliganj  
Ph: 9235432681,  
CIN : U85110DL2003PLC308206



Patient Name	: Mrs. POONAM DEVI	Registered On	: 02/Oct/2021 11:14:23
Age/Gender	: 31 Y O M O D /F	Collected	: N/A
UHID/MR NO	: CALI.0000030100	Received	: N/A
Visit ID	: CALI0065032122	Reported	: 02/Oct/2021 12:43:05
Ref Doctor	: Dr. Mediwheel - Arcofemi Health Care Ltd.	Status	: Final Report

## DEPARTMENT OF ULTRASOUND

### MEDIWHEEL BANK OF BARODA MALE & FEMALE BELOW 40 YRS

#### UTERUS

- The uterus is anteverted and normal in size.
- It has a homogenous myometrial echotexture.
- The endometrium is seen in midline. **IUCD is seen in situ.**
- Cervix is normal.

#### ADNEXA & OVARIES

- Adnexa are normal.
- Both the ovaries are normal in size.

#### FINAL IMPRESSION:-

- **MILD SPLENOMEGALY.**

*Adv. Clinico-pathological correlation and follow-up.*

\*\*\* End Of Report \*\*\*

(\*\*) Test Performed at Chandan Speciality Lab.

Result/s to Follow:

STOOL, ROUTINE EXAMINATION, ECG / EKG



  
Dr. Pankaj Kumar Gupta (M.B.B.S D.M.R.D)

This report is not for medico legal purpose. If clinical correlation is not established, kindly repeat the test at no additional cost within seven days.

Facilities: Pathology, Bedside Sample Collection, Health Check-ups, Digital X-Ray, ECG (Bedside also), Allergy Testing, Test And Health Check-ups, Ultrasonography, Sonomammography, Bone Mineral Density (BMD), Doppler Studies, 2D Echo, CT Scan, MRI, Blood Bank, TMT, EEG, PFT, OPG, Endoscopy, Digital Mammography, Electromyography (EMG), Nerve Condition Velocity (NCV), Audiometry, Brainstem Evoked Response Audiometry (BERA), Colonoscopy, Ambulance Services, Online Booking Facilities for Diagnostics, Online Report Viewing \*  
365 Days Open \*Facilities Available at Select Location

Page 11 of 11



Customer Care No.: +91-9918300637 E-mail: customercare.diagnostic@chandan.co.in Web: www.chandan.co.in

Home Sample Collection  
1800-419-0002

Mar. 2018