

22/12/22

Dyslipidemia

Do
Tco Alorvas
10mg HS

x 30

8

Dr. Avinash Kumar Singh
MBBS, MD (MEDICINE)
Consultant Medicine
Reg. No.:- MPMC - 7534
MCH Hospital & Heart Institute
SIDCO, Ind. Park, J.K. Pin No. - 249403

To,

The Coordinator,
Mediwheel (Arcofemi Healthcare Limited)
Helpline number: 011- 41195959

Dear Sir / Madam,

Sub: Annual Health Checkup for the employees of Bank of Baroda

This is to inform you that the following spouse of our employee wishes to avail the facility of Cashless Annual Health Checkup provided by you in terms of our agreement.

| PARTICULARS OF HEALTH CHECK UP BENEFICIARY | |
|---|--------------------------|
| NAME | SWATI CHAUHAN ✓ |
| DATE OF BIRTH | 20-07-1988 |
| PROPOSED DATE OF HEALTH CHECKUP FOR EMPLOYEE SPOUSE | 17-12-2022 |
| BOOKING REFERENCE NO. | 22D108714100033840S |
| SPOUSE DETAILS | |
| EMPLOYEE NAME | MR. SRIVAS ARVIND ✓ |
| EMPLOYEE EC NO. | 108714 |
| EMPLOYEE DESIGNATION | SINGLE WINDOW OPERATOR A |
| EMPLOYEE PLACE OF WORK | HARIDWAR,JWALAPUR |
| EMPLOYEE BIRTHDATE | 24-10-1993 |

This letter of approval / recommendation is valid if submitted along with copy of the Bank of Baroda employee id card. This approval is valid from **14-12-2022** till **31-03-2023**. The list of medical tests to be conducted is provided in the annexure to this letter. Please note that the said health checkup is a **cashless facility** as per our tie up arrangement. We request you to attend to the health checkup requirement of our employee's spouse and accord your top priority and best resources in this regard. The EC Number and the booking reference number as given in the above table shall be mentioned in the invoice, invariably.

We solicit your co-operation in this regard.

Yours faithfully,

Sd/-

Chief General Manager
HRM Department
Bank of Baroda

(Note: This is a computer generated letter. No Signature required. For any clarification, please contact Mediwheel (Arcofemi Healthcare Limited))

03
A
RV
DW
A
S
C
U
en
EC
ne

SUGGESTIVE LIST OF MEDICAL TESTS

| FOR MALE | FOR FEMALE |
|-------------------------------------|---|
| CBC | CBC |
| ESR | ESR |
| Blood Group & RH Factor | Blood Group & RH Factor |
| Blood and Urine Sugar Fasting | Blood and Urine Sugar Fasting |
| Blood and Urine Sugar PP | Blood and Urine Sugar PP |
| Stool Routine | Stool Routine |
| Lipid Profile | Lipid Profile |
| Total Cholesterol | Total Cholesterol |
| HDL | HDL |
| LDL | LDL |
| VLDL | VLDL |
| Triglycerides | Triglycerides |
| HDL / LDL ratio | HDL / LDL ratio |
| Liver Profile | Liver Profile |
| AST | AST |
| ALT | ALT |
| GGT | GGT |
| Bilirubin (total, direct, indirect) | Bilirubin (total, direct, indirect) |
| ALP | ALP |
| Proteins (T, Albumin, Globulin) | Proteins (T, Albumin, Globulin) |
| Kidney Profile | Kidney Profile |
| Serum creatinine | Serum creatinine |
| Blood Urea Nitrogen | Blood Urea Nitrogen |
| Uric Acid | Uric Acid |
| HBA1C | HBA1C |
| Routine urine analysis | Routine urine analysis |
| USG Whole Abdomen | USG Whole Abdomen ✓ |
| General Tests | General Tests |
| X Ray Chest | X Ray Chest |
| ECG | ECG |
| 2D/3D ECHO / TMT | 2D/3D ECHO / TMT |
| Stress Test | Thyroid Profile (T3, T4, TSH) |
| PSA Male (above 40 years) | Mammography (above 40 years) and Pap Smear (above 30 years). |
| Thyroid Profile (T3, T4, TSH) | Dental Check-up consultation |
| Dental Check-up consultation | Physician Consultation |
| Physician Consultation | Eye Check-up consultation |
| Eye Check-up consultation | Skin/ENT consultation |
| Skin/ENT consultation | Gynaec Consultation |

Identity Card No. :
 Date of Issue :
 E.C. No. : Bhatwari Road, Kedar Ghat,
 Office Add. : Uttarkashi
 Phone No. : 8115520995
 Residence Add. : Tikok Bhatwari Road, Kedar Ghat
 Uttarkashi
 Date of Birth : 24-10-1993
 Blood Group : A+
 PAN No. : OTWPS1428Q
 Phone No. :
 This card is non-transferable.
 This card is to be produced on demand.
 In case lost please report it to the issuing BOB office.
 The finder may please return to the nearest BOB office.


बैंक ऑफ़ बड़ोदा
Bank of Baroda

नाम : अरविंद
 Name : Arvind Srivas
 पदनाम : व्यापार साहयोगी
 Designation : Business Associate


 जारीकर्ता अधिकारी (उ.के.प्र.)
 Issuing Authority (D.R.M.)



 धारक के हस्ताक्षर
 Signature Card Holder



सत्यमेव जयते
भारत सरकार



आधार

एकलक्षण विशिष्ट पहचान प्राधिकरण

भारत सरकार
Unique Identification Authority of India
Government of India

नामांकन क्रम / Enrollment No.: 2189/49795/12543

To
स्वाती चौहान
Swati Chauhan
D/O: Brijbhan Singh Chauhan
D-11

27/12/2016
Bairaj Colony
Rishikesh **
Pashulok
Rishikesh Dehradun
Uttarakhand 249203
8449400272

110039078



ME100390785FH



आपका आधार क्रमांक / Your Aadhaar No. :

4969 1937 6509

मेरा आधार, मेरी पहचान



भारत सरकार
Government of India

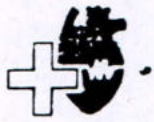


स्वाती चौहान
Swati Chauhan
जन्म तिथि / DOB : 20/07/1988
महिला / Female



4969 1937 6509

मेरा आधार, मेरी पहचान



we treat...HE CURES

Metro Hospital & Heart Institute

(A unit of Sunhill Hospital Private Limited)

OPD CONSULTATION

Patient Name Ms. Swati Chauhan Age/Sex 34/f Reg. No.

Doctor's Name Dr. Subnil

Date 17/12/22 Time

OPHTHALMIC EXAMINATION

VISION

DISTANCE VISION-

eglew
Rt 6/6
Lt 6/6

NEAR VISION-

Rt NIG
Lt NIG

COLOUR VISION

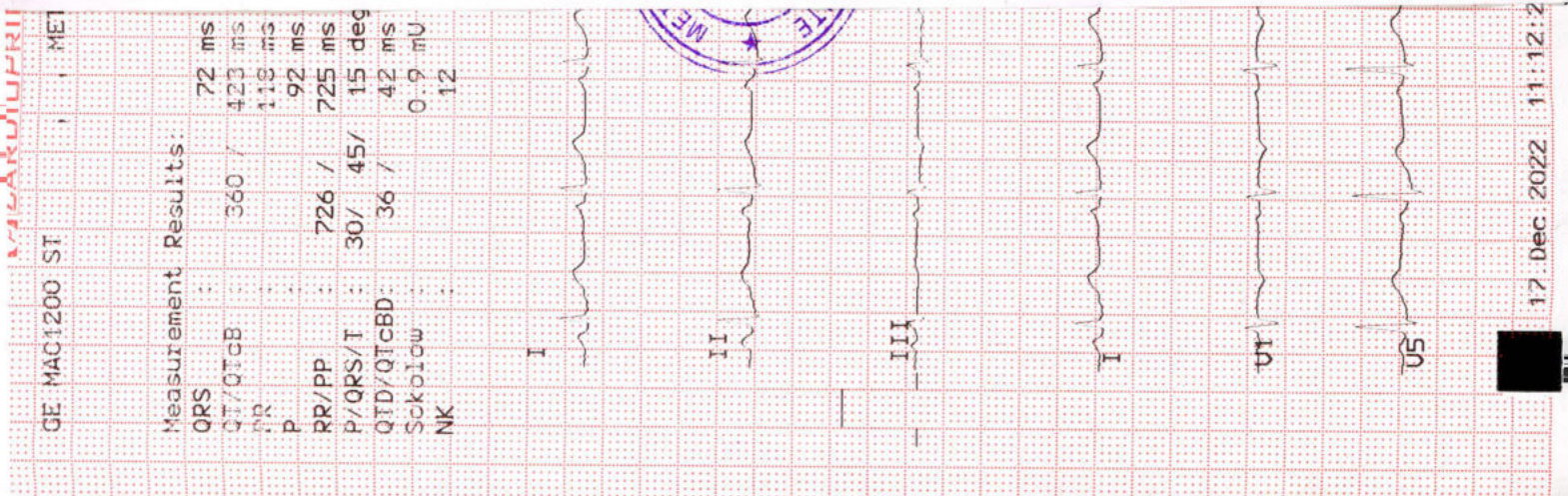
Normal

EYE EXAMINATION

- Cornea
- Ant Chamber
- Pupil
- Fundus Examination

W.N.C

ADVICE-



GE MAC1200 ST

METRO HOSPITAL HARIDWAR

Measurement Results:

PR/QTAB : 360 /
 RR/pp : 72 ms
 P/ORS : 423 ms
 P/ORS/T : 118 ms
 QT/ST : 92 ms
 ST/QTcBD : 725 ms
 Sck/QTcW : 30 / 45 / 15 degrees
 NK : 36 / 42 ms
 : 0.9 mV
 : 12

AUR
 -90
 aUL
 0 I
 III +90 II
 aUF

Interpretation

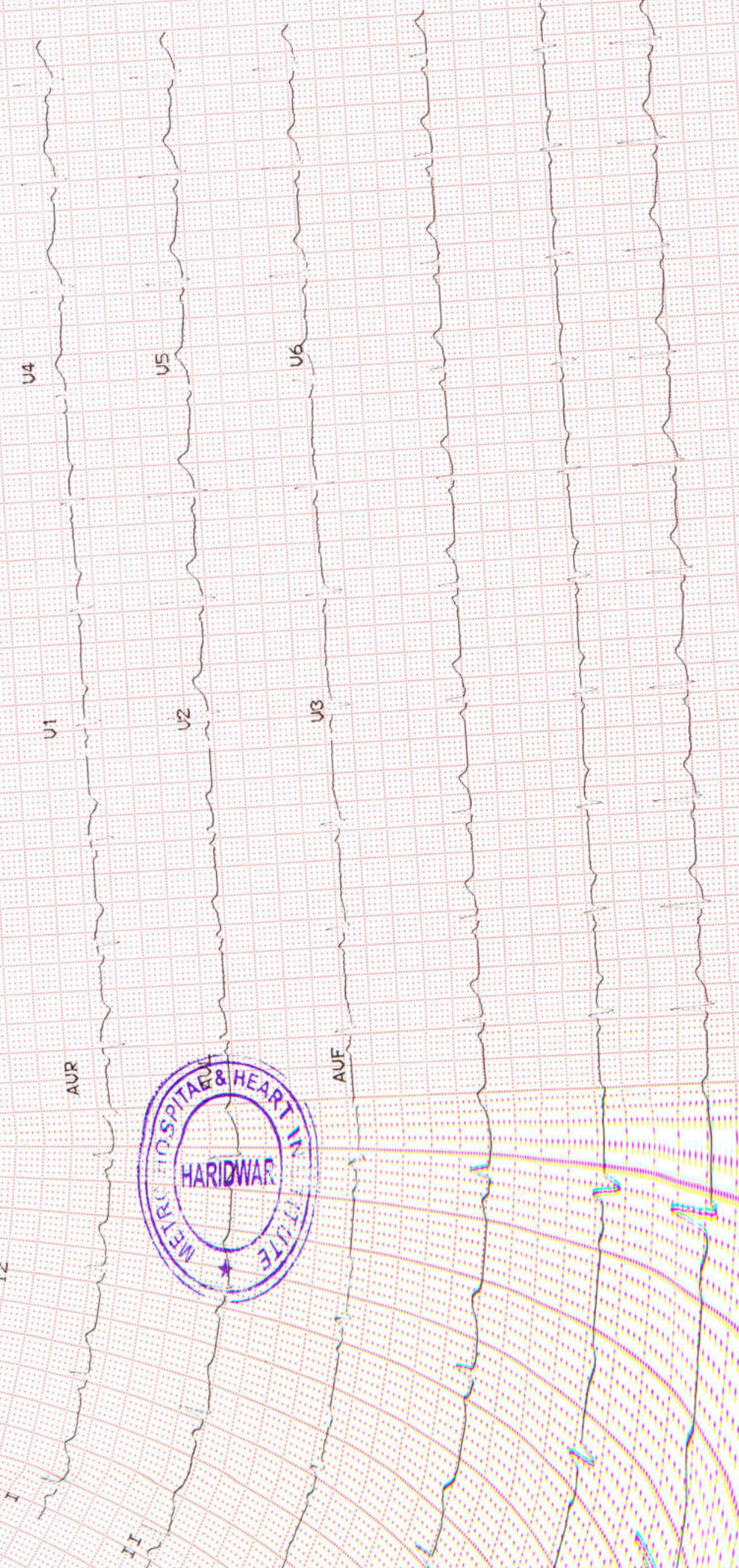
short PR interval
 R/S inversion area between U1 and U2
 probably normal ECG

unconfirmed report



Mrs Swati Chayhan
 3481 F
 17-12-92

MK
 92
 200pm



Dr. Sameer Topno, MS (ENT)
Consultant ENT
Metro Hospital & Heart Institute
SIDCUL, Haridwar, Reg. No. 805 (DMO)



METRO
HOSPITAL & HEART INSTITUTE
(A unit of Sunhill Hospitals Private Limited)
(NABH & ISO 9001: 2008 Certified)

17/12/22

Mrs - Swati Chauhan

Age - 34

D-2 - 202202448

ENT Examination

Bill Ear Hearing E.T.M.W.NZ

Nose - Normal Septum not deviated
are way clear

Throat - Normal

Dr. Sameer Topno, MS (ENT)
Consultant ENT
Metro Hospital & Heart Institute
SIDCUL, Haridwar, Reg. No. 805 (DMO)

Plot No. F-1, Sector-6A, SIDCUL, Haridwar - 249 403
Emergency : +91 8191902600, Phone : 01334 - 239040 / 42 / 43, Fax : 01334 - 239043
E-mail : metroharidwar@metrohospitals.com, Website: www.metrohospitals.com

Regd. Office : 21, Community Center, Preet Vihar, New Delhi-110092

CIN No.: U33201DL2006PTC156918

MHHI/CL/0115/Rev. No. 01



METRO PATH LABS

(A unit of Sunhill Hospitals Private Limited)

(ISO & NABH Certified)

CIN No.: U33201DL2006PTC156918

Pathology Report

Name : Mrs. Swati Chauhan
 Ref. By : Dr. ANIL SINGH
 IP/OP : OP/202222878
 Sample Date : 17/12/2022
 Reporting Date: 17/12/2022

Age/Sex : 34 Y/F
 UHID : 2022025448
 Request No. : 10332813
 Sample Time : 10:52
 Reporting Time: 19:44

| Test | Result | Unit | Bio. Ref. Inter. | Test Method |
|------|--------|------|------------------|-------------|
|------|--------|------|------------------|-------------|

Urine Examination

URINE ROUTINE ANALYSIS

PHYSICAL EXAMINATION

| | | | | |
|--------------|-------------|---|---|---|
| COLOUR | PALE YELLOW | - | - | - |
| TRANSPARENCY | S.TURBID | - | - | - |
| S. GRAVITY | 1.025 | - | - | - |

CHEMICAL EXAMINATION

| | | | | |
|---------|-----|---|---|---|
| ALBUMIN | NIL | - | - | - |
| SUGAR | NIL | - | - | - |
| pH | 6.0 | - | - | - |
| BLOOD | NIL | - | - | - |
| KETONE | NIL | - | - | - |

MICROSCOPIC EXAMINATION

| | | | | |
|---------------------|-----|---|---|---|
| PUS CELLS | 3-4 | - | - | - |
| EPITHELIAL CELLS | 2-3 | - | - | - |
| RBC | NIL | - | - | - |
| CRYSTALS | NIL | - | - | - |
| CAST | NIL | - | - | - |
| BACTERIA | NIL | - | - | - |
| AMORPHOUS PHOSPHATE | NIL | - | - | - |
| AMORPHOUS URATES | NIL | - | - | - |

*** End of Reports ***



Dr. Vishal Arora
 M.B.B.S, D.C.P.
 (Consultant Pathologist)

Checked By

Note:

1. These reports are mere estimation of values at that particular time and are liable to vary/change in different conditions in different laboratories.
2. The values are to be collaborated with clinical findings by qualified doctor and any alarming and unexpected results should be reported to Lab urgently for recheck and manual typing errors.
3. These reports are not valid for medicolegal purposes and all doctor unsigned reports should be considered provisional only.
4. All card based tests are screening test therefore need confirmation by other alternative test like (PCR, ELISA).

Plot No. F-1, Sector-6A, SIDCUL, Haridwar - 249 403

Emergency : +91 8191902600, Phone : 01334 - 239040 / 42 / 43, Fax : 01334 - 239043

E-mail : metroharidwar@metrohospitals.com, Website: www.metrohospitals.com



METRO PATH LABS

(A unit of Sunhill Hospitals Private Limited)

(ISO & NABH Certified)


Pathology Report

Name : Mrs. Swati Chauhan
Ref. By : Dr. ANIL SINGH
IP/OP : OP/202222878
Sample Date : 17/12/2022
Reporting Date: 17/12/2022

Age/Sex : 34 Y/F
UHID : 2022025448
Request No. : 10332813
Sample Time : 10:52
Reporting Time : 19:44

| Test | Result | Unit | Bio. Ref. | Inter. Test Method |
|--------------------------------------|----------|-----------|-------------|--------------------|
| Hematology | | | | |
| BLOOD GROUP | | | | |
| ABO | A | | - | |
| Rh | POSITIVE | | - | |
| CBC (COMPLETE BLOOD COUNT/HAEMOGRAM) | | | | |
| HB | 12.0 | gm/dl | F - 11.5-15 | |
| TLC | 8450 | /cumm | 4000-11000 | |
| DLC (WBC DIFFERENTIAL) | | | | |
| NEUTROPHILS | 56 | % | 45-75 | |
| LYMPHOCYTES | 35 | % | 25-45 | |
| EOSINOPHILS | 05 | % | 1-6 | |
| MONOCYTES | 04 | % | 2-8 | |
| BASOPHILS | 00 | % | --<2 | |
| RBC | 4.22 | million | 3.5-5.5 | |
| PCV | 34.8 | % | 36-52 | |
| MCV | 82.4 | fL | 80-100 | |
| MCH | 28.4 | PG | 27-32 | |
| MCHC | 34.5 | gm/dl | 31-37 | |
| PLATELET COUNT | 2.39 | lakh/cumm | 1.5-4.5 | |
| RDW | 13.7 | % | 11.5-15 | |
| ESR | 17 | mm/hr | 20 | |
| Serology & Immunology | | | | |
| THYROID PROFILE | | | | |
| T3 | 2.35 | nmol/L | 1.70-3.10 | |
| T4 | 8.98 | µg/dl | 5.95-15.4 | |
| TSH | 2.34 | µIU/L | 0.46-4.68 | |
| Urine Examination | | | | |
| URINE SUGAR | NIL | | | |

*** End of Reports ***



Checked By

Note:

1. These reports are mere estimation of values at that particular time and are liable to vary/change in different conditions in different laboratories.
2. The values are to be collaborated with clinical findings by qualified doctor and any alarming and unexpected results should be reported to Lab urgently for recheck and manual typing errors.
3. These reports are not valid for medicolegal purposes and all doctor unsigned reports should be considered provisional only.
4. All card based tests are screening test therefore need confirmation by other alternative test like (PCR, ELISA)

Plot No. F-1, Sector-6A, SIDCUL, Haridwar - 249 403

Emergency : +91 8191902600, Phone : 01334 - 239040 / 42 / 43, Fax : 01334 - 239043

E-mail : metroharidwar@metrohospitals.com, Website: www.metrohospitals.com



METRO PATH LABS

(A unit of Sunhill Hospitals Private Limited)

(ISO & NABH Certified)


Pathology Report

Name : Mrs. Swati Chauhan
 Ref. By : Dr. ANIL SINGH
 IP/OP : OP/202222878
 Sample Date : 17/12/2022
 Reporting Date: 17/12/2022

Age/Sex : 34/1111
 UHID : 2022025448
 Request No. : 10332813
 Sample Time : 10:52
 Reporting Time: 19:44

| Test | Result | Unit | Bio. Ref. Inter. | Test Method |
|----------------------|---------|-------|------------------|-------------|
| Biochemistry | | | | |
| HBIAC | 6.0 | % | 4.5-6.3 | |
| BLOOD SUGAR -FASTING | 80.0 | mg/dl | 70.0-110.0 | |
| BLOOD SUGAR -PP | 99.0 | mg/dl | 70.0-140.0 | |
| LIPID PROFILE | | | | |
| TOTAL CHOLESTEROL | 263.0 ✓ | mg/dl | 00-250.0 | |
| HDL-CHOLESTEROL | 40.0 | mg/dl | 00-50.0 | |
| LDL | 187.0 ✓ | mg/dl | 00-150.0 | |
| TRIGLYCERIDES | 178.0 ✓ | md/dl | 30-150 | |
| VLDL | 25.6 | mg/dl | 0-50 | |
| CHOL/HDL Ratio | 6.5 | | <4.5 | |

*** End of Reports ***



Checked By 

Note:

1. These reports are mere estimation of values at that particular time and are liable to vary/change in different conditions in different laboratories.
2. The values are to be collaborated with clinical findings by qualified doctor and any alarming and unexpected results should be reported to Lab urgently for recheck and manual typing errors.
3. These reports are not valid for medicolegal purposes and all doctor unsigned reports should be considered provisional only.
4. All card based tests are screening test therefore need confirmation by other alternative test like(PCR,ELISA).

Plot No. F-1, Sector-6A, SIDCUL, Haridwar - 249 403

Emergency : +91 8191902600, Phone : 01334 - 239040 / 42 / 43, Fax : 01334 - 239043

E-mail : metroharidwar@metrohospitals.com, Website: www.metrohospitals.com



METRO PATH LABS

Pathology Report

(A unit of Sunhill Hospitals Private Limited)

(ISO & NABH - Certified)

CIN No: U33203DL2006PTC156918

Name : Mrs. Swati Chauhan
Ref. By : Dr. ANIL SINGH
IP/OP : OP/202222878
Sample Date : 17/12/2022
Reporting Date: 17/12/2022

Age/Sex : 34 Y/F
UHID : 2022025448
Request No. : 10332813
Sample Time : 10:52
Reporting Time: 19:44

| Test | Result | Unit | Bio. Ref. Inter. | Test Method |
|------|--------|------|------------------|-------------|
|------|--------|------|------------------|-------------|

Biochemistry


LFT (LIVER FUNCTION TEST)

| | | | | |
|----------------------|-------------|-------|---------|--|
| BILIRUBIN INDIRECT | 0.25 | mg/dl | 0.2-0.8 | |
| SGOT | 28.0 | U/L | 10-42 | |
| SGPT | 27.0 | U/L | 10-42 | |
| BILIRUBIN TOTAL | 1.25 | mg/dl | 0.2-1.0 | |
| ALKALINE PHOSPHATASE | 74.0 | IU/L | 28-111 | |
| BILIRUBIN DIRECT | 1.0 | mg/dl | 0.1-0.4 | |
| TOTAL PROTEIN | 7.2 | gm/dl | 6.4-8.2 | |
| ALBUMIN | 4.0 | g/dl | 3.5-5.0 | |
| GLOBULIN | 3.2 | gm/dl | 2.0-4.0 | |
| AG RATIO | 1.2 | - | - | |

KFT (KIDNEY FUNCTION TEST)

| | | | | |
|------------|-------|--------|----------|--|
| UREA | 21.5 | mg/dl | 15-45 | |
| SODIUM | 141.0 | mmol/L | 135-155 | |
| CREATININE | 0.71 | mg/dl | 0.6-1.3 | |
| URIC ACID | 4.3 | mg/dl | 3.0-7.6 | |
| BUN | 10.2 | mg/dl | 05-20 | |
| POTTASSIUM | 4.4 | mmol/L | 3.5-5.5 | |
| CALCIUM | 9.5 | mg/dl | 8.5-10.5 | |

*** End of Reports ***



(Consultant Pathologist)

Checked By

Note:

- These reports are mere estimation of values at that particular time and are liable to vary/change in different conditions in different laboratories.
- The values are to be collaborated with clinical findings by qualified doctor and any alarming and unexpected results should be reported to Lab urgently for recheck and manual typing errors.
- These reports are not valid for medicolegal purposes and all doctor unsigned reports should be considered provisional only.
- All card based tests are screening test therefore need confirmation by other alternative test like (PCR, ELISA).

Plot No. F-1, Sector-6A, SIDCUL, Haridwar - 249 403

Emergency : +91 8191902600, Phone : 01334 - 239040 / 42 / 43, Fax : 01334 - 239043

E-mail : metroharidwar@metrohospitals.com, Website: www.metrohospitals.com



2D ECHOCARDIOGRAPHY

| | | | |
|--------------|--------------------|----------|------------|
| Name: | Mrs. Swati Chauhan | UHID No: | 2022025448 |
| Age/Sex: | 34Y/F | Ward: | OPD |
| Referred by: | Dr. Anil Singh | Date: | 17/12/2022 |

ACOUSTIC WINDOW: Normal

MEASUREMENTS AND CALCULATIONS

| Measurements | Observed Value | Reference Value |
|----------------------|----------------|--|
| IVS (ED) | 0.8 | (0.6 – 1.1 cm) |
| LVPW (ED) | 1.0 | (0.6 – 1.1 cm) |
| LVID (ED) | 3.9 | Male (3.7 – 5.5 cm) Female (3.7 – 5.2 cm) |
| Aortic root diameter | 2.2 | (2.0 – 3.7 cm) |
| LA dimension | 2.4 | Male (1.9 – 4.0 cm) Female (1.7 – 3.8 cm) |
| LV EF | 60% | (55 – 75%) |

MORPHOLOGICAL DATA

| | | | |
|-----------------|--------|-----------------|--------|
| Mitral valve | Normal | Right Atrium | Normal |
| Aortic valve | Normal | Right Ventricle | Normal |
| Tricuspid valve | Normal | PA | Normal |
| Pulmonary valve | Normal | IVS | Intact |
| | | IAS | Intact |

DOPPLER STUDY

| Valve | Regurges | Velocities (cm/s) | Gradients (mmHg) |
|-----------|----------|------------------------|------------------|
| Mitral | Mild | E – 111, A – 84, E/A>1 | |
| Aortic | Nil | Vel – 126 | |
| Tricuspid | Trace | Vel – 256 | PASP – 31 |
| Pulmonary | Nil | Vel – 123 | |






METRO
HOSPITAL & HEART INSTITUTE

(A unit of Sunhill Hospitals Private Limited)
(NABH & ISO 9001: 2008 Certified)

FINAL IMPRESSION

- Normal Acoustic Window
- Normal Chambers Dimensions
- No RWMA
- LVEF~60%
- No LVDD
- Mild MR, Trace TR, PASP 31 mmHg
- No pericardial effusion
- No Intracardiac clot

Dr. Krishna CK
MD, DNB (Med.), DNB (Cardiology)
Consultant Interventional Cardiology
Consultant Interventional Cardiology
DMC Reg. No: 47244
Metro Hospital & Heart Institute
SIDCL, Haridwar - 249403 (U.K.)


Dr. Ajit Kumar
MBBS, PGDCC
Associate Consultant, Cardiology
UKMC Reg. No: 7569

(Note: This document is not for medico-legal purpose)



METRO
HOSPITAL & HEART INSTITUTE

(A unit of Sunhill Hospitals Private Limited)
(NABH & ISO 9001: 2008 Certified)

Radiology Investigation Report

| | |
|----------------------------------|------------------------------|
| Name : Mrs. Swati Chauhan | Age/Sex : 34 Y/F |
| Ref. By : Dr. ANIL SINGH | UHID NO : 2022025448 |
| IP/OP : OP/202222878 | Request No : 70215432 |
| Date : 17/12/2022 | |

USG WHOLE ABDOMEN

The diaphragm is normal in contour & respiratory excursion. There is no ascitis or lymph node mass.

Liver is normal in shape, outline & **raised echotexture**. No focal lesion of abnormal ecogenecity is seen. Intrahepatic biliary radicles are not dilated. Portal vein & portal venous radicles are normal.

Gall bladder is contracted (repeat scan with fasting status). Common bile duct is normal in course caliber. No calculus is seen in its lumen.


Spleen & pancreas appears normal in shape, size, outline & echotexture.

Both the kidneys are normal in shape, size, outline & echotexture. Renal parenchymal thickness is normal. Corticomedullary junction is defined & is normal. There is no hydronephrosis. **There are few left renal calculus measuring approx 4.3 mm.**

Urinary bladder is normal in contour & capacity. Bladder wall is not thick. No pathological filling defect / vesical calculus is seen in bladder. Ureterovesical junctions appear normal.

Uterus is normal in size shape, outline & echotexture. Myometrial & endometrial echoes are normal. No uterin mass is seen. ET measures 15.3 mm. Both the ovaries appear normal. There is no free fluid seen in cul de sac.

IMPRESSION : Grade I fatty liver.
Few left renal calculus.


DR PRAKASH CHANDRA PANDEY
 MBBS, DMRD
 CONSULTANT RADIOLOGIST

Note:

- (1) Not Valid for medical-legal purposes.
- (2) This is a professional opinion based on imaging finding and not the diagnosis.
- (3) In case of any discrepancy due to machine error or typing error, please get it rectified immediately.

11.12.2022

Plot No. F-1, Sector-6A, SIDCUL, Haridwar - 249 403
 Emergency : +91 8191902600, Phone : 01334 - 239040 / 42 / 43, Fax : 01334 - 239043
 E-mail : metroharidwar@metrohospitals.com, Website: www.metrohospitals.com

Regd. Office : 21, Community Center, Preet Vihar, New Delhi-110092
CIN No.: U33201DL2006PTC156918

17-Dec-22 6:03 PM
 MHHI/CL/0115/Rev. No. 01

E-mail : metronariidwar@metrohospitals.com, website: www.metrohospitals.com

Regd. Office : 21, Community Center, Preet Vihar, New Delhi-110092

MHHI/CL/0116/Rev. No. 01

DR NAMAN AGGARWAL
B.D.S
SENIOR DENTAL CONSULTANT
Reg. No.-UK- 7203
Metro Hospital & Heart Institute
Sidcul Haridwar, Uk, Pin No.- 249403



METRO
HOSPITAL & HEART INSTITUTE

(A unit of Sunhill Hospitals Private Limited)
(NABH & ISO 9001: 2008 Certified)

Patient Name Swati Chakon Age/Sex 37/F Reg.No. 20220254/8

Doctor Dr Naman Aggarwal

Date 17/12/2022 Time 10:27

DENTAL EXAMINATION

➤ TEETH STATUS =

• MISSING -

• DECAYED -

➤ ORAL HYGIENE STATUS =

• STAINS -

• CALCULUS -

examined

none

7

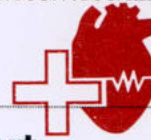
Adv. Restoration

in 7

7

Adv oral hygiene

DR NAMAN AGGARWAL
B.D.S
SENIOR DENTAL CONSULTANT
Reg. No.-UK- 7203
Metro Hospital & Heart Institute
Sidcul Haridwar, Uk, Pin No.- 249403



METRO PATH LABS

(A unit of Sunhill Hospitals Private Limited)

(ISO & NABH Certified)

Pathology Report

Name : Mrs. Swati Chauhan
 Ref. By : Dr. ANIL SINGH
 IP/OP : OP/202222878
 Sample Date : 17/12/2022
 Reporting Date: 17/12/2022

Age/Sex : 34 F
 UHID : 2022025448
 Request No. : 10332813
 Sample Time : 10:52
 Reporting Time: 19:44

| Test | Result | Unit | Bio. Ref. Inter. | Test Method |
|------|--------|------|------------------|-------------|
|------|--------|------|------------------|-------------|

Cytology

PAP SMEAR


Smear are cellular and predominantly shows superficial and intermediate squamous epithelial cells and few parabasal cell.

Few endocervical cell cluster seen.

Background shows RBC and many polymorphonuclear inflammatory cells.No fungus,parasite,granuloma or atypical cell seen.

Imp:-PAP smear are negative for interaepithelial cell lesion or malignancy.

***** End of Reports *****



(Consultant Pathologist)

Checked By

Note:

1. These reports are mere estimation of values at that particular time and are liable to vary/change in different conditions in different laboratories.
2. The values are to be collaborated with clinical findings by qualified doctor and any alarming and unexpected results should be reported to Lab urgently for recheck and manual typing errors.
3. These reports are not valid for medicolegal purposes and all doctor unsigned reports should be considered provisional only.
4. All card based tests are screening test therefore need confirmation by other alternative test like(PCR,ELISA).

Plot No. F-1, Sector-6A, SIDCUL, Haridwar - 249 403

Emergency : +91 8191902600, Phone : 01334 - 239040 / 42 / 43, Fax : 01334 - 239043

E-mail : metroharidwar@metrohospitals.com, Website: www.metrohospitals.com

**METRO**
HOSPITAL & HEART INSTITUTE(A unit of Sunhill Hospitals Private Limited)
(NABH & ISO 9001: 2008 Certified)**Radiology Investigation Report**

Name : Mrs. Swati Chauhan
Ref. By : Dr. ANIL SINGH
IP/OP : OP/202222878
Date : 17/12/2022

Age/Sex : 34 Y/F
UHID NO : 2022025448
Request No : 70215432

X-RAY CHEST PA View

Trachea is central.

Bilateral hila are normal in size & density.

Cardiac silhouette is normal.

Bilateral lung fields are clear.

Bilateral Costophrenic angles are normal.

Bilateral domes of diaphragm are normal in position & contour.

Bones and soft tissues are normal.

IMPRESSION : Normal skiagram

DR. PRAKASH CHANDRA PANDEY
MBBS, DMRD
CONSULTANT RADIOLOGIST

Note:

- (1) Not Valid for medical-legal purposes.
- (2) This is a professional opinion based on imaging finding and not the diagnosis.
- (3) In case of any discrepancy due to machine error or typing error, please get it rectified immediately.

Plot No. F-1, Sector-6A, SIDCUL, Haridwar - 249 403

Emergency : +91 8191902600, Phone : 01334 - 239040 / 42 / 43, Fax : 01334 - 239043

E-mail : metroharidwar@metrohospitals.com, Website: www.metrohospitals.com

Regd. Office : 21, Community Center, Preet Vihar, New Delhi-110092

CIN No.: U33201DL2006PTC156918

19-Dec-22 11:32 A

MHHI/CL/0115/Rev. No. 01