



## HEALTH CHECK-UP SUMMARY

### Medical Form

#### Demographic Information:

EMP ID :		SR.NO :	
Name :	Khushmaabon Ansari	Date :	28/10/23
Age :	49 Yrs	Plant :	
Sex :	Female	Unit :	
Department :		Designation :	

#### General Health Examination :

Blood Pressure :	110/80 mm Hg	Height (in Cms) :	158 cm
Heart Rate :	78/min	Weight (in Kgs) :	72 kg.
Spo2 :	99% @ 02	BMI VALUE :	28.8
PULSE :	78/min Regula	BMI STATUS :	overweight

#### History :

Current Health Complaints :	NU
Past History :	Appendectomy 2004
Family History :	NU
Allergies :	NU
Ongoing Medication :	NU

#### Any other problems needing attention / Overall Assessment :

NO

DOCTOR SIGN

**Dr. Chirag Patel**  
M.B.B.S. G-49432

**Revival Diagnostic**  
401, Aqua Corridor,  
B/s. Star Bazar, Surat-395009  
Mo. 91062-28601

Ⓞ Khushmaab I.  
Ansari

Laboratory Test Result are Subject to technical limitation and should be clinically correlate for final diagnosis

4th Floor, Aqua Corridor, Hazira Road, Adajan Pal, Surat-395009.

☎ 0261 2747788, 9825947712 ✉ revivaldiagnostics.surat@gmail.com 🌐 www.revivaldiagnostics.com

This medical report is not intended for medico-legal purposes.



NAME: Kushmazaban, I Ansari

EMP ID

SEX: Female

AGE: 49yr

## DEPARTMENT OF OPHTHALMOLOGY

### EYE TEST:

#### 1. VISION:

RIGHT EYE - 6/6

LEFT EYE - 6/6

#### 2. COLOR VISION:

RIGHT EYE - (P)

LEFT EYE - (P)

#### 3. NIGHT VISION:

RIGHT EYE - (P)

LEFT EYE (P)

### REMARKS:

Revival Diagnostic  
Revival Diagnostic  
101 Aqua Corridor  
Ophthalmologist/Optomtrist  
B/s. Star Bazar, Surat-395009  
Mo. 9106228601

Laboratory Test Result are Subject to technical limitation and should be clinically correlate for final diagnosis

4th Floor, Aqua Corridor, Hazira Road, Adajan Pal, Surat-395009.

0261 2747788, 9825947712 ✉ revivaldiagnostics.surat@gmail.com 🌐 www.revivaldiagnostics.com

This medical report is not intended for medico-legal purposes.



Name	KUSNAZBANO I ANSARI	Age/Gender	49Yrs/Female
Reg No.	11492/23	Receipt No	9537
Referred By	Bank of Baroda (BOB) - MEDI WHEEL(PKG10000243)	Mode of Payment	CREDIT
Collection Type	CENTER	Collection DateTime	28-Oct-2023 09:48 AM

### BLOOD GROUP - 281023627 Released at 28-Oct-2023 12:27 PM

Parameter	Result	Biological Ref.Range	Method
-Blood Group	"A"		
-Rh Factor	POSITIVE		

### CBC - 281023624 Released at 28-Oct-2023 01:13 PM

Parameter	Result	Biological Ref.Range	Method
-Haemoglobin	12.8 gm/dL	(12 - 16 gm/dL)	Auto
-RBC Count	4.89 mill/cumm	(4.2 - 5.4 mill/cumm)	Auto
-Total WBC Count	10000 /cumm	(4000 - 10000 /cumm)	Auto
-Platelet Count	3.48 lakh/cumm	(1.5 - 4.5 lakh/cumm)	Auto

### Blood Indices

-HCT	39.7 %	L (40 - 55 %)	Auto
-MCV	81.2 fl	(80 - 92 fl)	Auto
-MCH	26.3 pg	L (27 - 31 pg)	Auto
-MCHC	32.3 gm/dL	(32 - 36 gm/dL)	Auto
-RDW	13.4 %	(11 - 15 %)	Auto

### Diff WBC Count

-Polymorphs	63 %	(40 - 80 %)	Microscopically
-Lymphocytes	29 %	(20 - 40 %)	Microscopically
-Eosinophils	06 %	(1 - 6 %)	Microscopically
-Monocytes	02 %	(2 - 7 %)	Microscopically
-Basophils	00 %	(0 - 1 %)	Microscopically
-PLATELET ON SMEAR	Adequate		Microscopically
-MALARIAL PARASITES	Malarial Parasites Not Detected		Microscopically

[Test performed on Fully Automated Hematology Analyzer ERBA II-360]

**Revival Diagnostics**  
401-Aqua Corridor,  
Beside Star Bazar, Adajan,  
Surat-395009. Mo. 9825947712

Sg

Dr. Shivangi Gandhi  
M.B.B.S, M.D (Pathology)

Laboratory Test Result are Subject to technical limitation and should be clinically correlate for final diagnosis

📍 4th Floor, Aqua Corridor, Hazira Road, Adajan Pal, Surat-395009.

☎ 0261 2747788, 9825947712 ✉ revivaldiagnostics.surat@gmail.com 🌐 www.revivaldiagnostics.com

This medical report is not intended for medico-legal purposes.




Name	KUSNAZBANO I ANSARI	Age/Gender	49Yrs/Female
Reg No.	11492/23	Receipt No	9537
Referred By	Bank of Baroda (BOB) - MEDI WHEEL(PKG10000243)	Mode of Payment	CREDIT
Collection Type	CENTER	Collection DateTime	28-Oct-2023 09:48 AM

**ESR** - 281023624 Released at 28-Oct-2023 12:35 PM

Parameter	Result	Biological Ref.Range	Method
-E.S.R	06 mm/hr	(3 - 15 mm/hr)	



**Revival Diagnostics**  
401-Aqua Corridor,  
Beside Star Bazar, Adajan,  
Surat-395009. Mo. 9825947712

  
Dr. Shivangi Gandhi  
M.B.B.S, M.D (Pathology)

Laboratory Test Result are Subject to technical limitation and should be clinically correlate for final diagnosis

📍 4th Floor, Aqua Corridor, Hazira Road, Adajan Pal, Surat-395009.

☎ 0261 2747788, 9825947712 ✉ revivaldiagnostics.surat@gmail.com 🌐 www.revivaldiagnostics.com

This medical report is not intended for medico-legal purposes.



Name	KUSNAZBANO I ANSARI	Age/Gender	49Yrs/Female
Reg No.	11492/23	Receipt No	9537
Referred By	Bank of Baroda (BOB) - MEDI WHEEL(PKG10000243)	Mode of Payment	CREDIT
Collection Type	CENTER	Collection DateTime	28-Oct-2023 09:48 AM

### FBS & PPBS - 281023625 Released at 28-Oct-2023 04:17 PM

Parameter	Result	Biological Ref.Range	Method
-Fasting Blood Sugar (FBS)	100 mg/dL	70-100 mg/dl Impaired Tolerance:100-125 Diabetes Mellitus:>=126 (On more than one occasion) (American diabetes association guidelines 2022)	
-Fasting Urine Sugar	Absent		
-Fasting Urine Acetone	Absent		
-PPBS	121 mg/dL	(90 - 140 mg/dL)	
-PP2BS URINE SUGAR	Absent		
-PP2BS URINE ACETONE	Absent		

### HBA1C - 281023624 Released at 28-Oct-2023 01:11 PM

Parameter	Result	Biological Ref.Range	Method
-HBA1C	5.5 %	HbA1C Degree of Glucose Control <5.6 % Non Diabetics 5.7 - 6.4 % Prediabetics > =6.5 % Diabetics (REF:Wallace, 11th Edition ) REMARKS: 6 - 7 % Excellent Control 7 - 8 % Good Control 8 - 10 % Unsatisfactory Control >10 % Poor Control	Boronate Affinity

-Method[] High Performance Liquid Chromatography (HPLC)

**Revival Diagnostics**  
401-Aqua Corridor,  
Beside Star Bazar, Adajan,  
Surat-395009. Mo. 9825947717

Dr. Shivangi Gandhi  
M.B.B.S, M.D (Pathology)

Laboratory Test Result are Subject to technical limitation and should be clinically correlate for final diagnosis



Name	KUSNAZBANO I ANSARI	Age/Gender	49Yrs/Female
Reg No.	11492/23	Receipt No	9537
Referred By	Bank of Baroda (BOB) - MEDI WHEEL(PKG10000243)	Mode of Payment	CREDIT
Collection Type	CENTER	Collection DateTime	28-Oct-2023 09:48 AM

### LIVER FUNCTION TEST (LFT) - 281023627 Released at 28-Oct-2023 01:11 PM

Parameter	Result	Biological Ref.Range	Method
-Serum Total Bilirubin	0.4 mg/dL	(0 - 1.3 mg/dL)	Diazo
-Serum Direct Bilirubin	0.2 mg/dL	(0 - 0.4 mg/dL)	Diazo
-Serum InDirect Bilirubin	0.2 mg/dL	(0.1 - 1.3 mg/dL)	Calculated
-Total Protein (TP)	6.5 gm/dL	(6.4 - 8.3 gm/dL)	Biuret
-Albumin (ALB)	4.0 gm/dL	(3.5 - 5.2 gm/dL)	BCG
-Globulin	2.5 gm/dL	(2.3 - 3.6 gm/dL)	Calculated
-A/G Ratio	1.60 gm/dL	(1 - 2.3 gm/dL)	Calculated
-SGPT(ALT)	13 U/L	(5 - 45 U/L)	IFCC, Kinetic without Pyridoxal Phosphate
-SGOT (AST)	18 U/L	(0 - 35 U/L)	IFCC, Without Pyridoxal Phosphate
-Alkaline Phosph.	68 U/L	(42 - 128 U/L)	ALP-AMP
-GGT	14 U/L	(5 - 50 U/L)	Glupa-C

[Test performed on Fully Automated Biochemistry Analyzer ERBA EM200]



Name	KUSNAZBANO I ANSARI	Age/Gender	49Yrs/Female
Reg No.	11492/23	Receipt No	9537
Referred By	Bank of Baroda (BOB) - MEDI WHEEL(PKG10000243)	Mode of Payment	CREDIT
Collection Type	CENTER	Collection DateTime	28-Oct-2023 09:48 AM

**Creatinine** - 281023627 Released at 28-Oct-2023 01:11 PM

Parameter	Result	Biological Ref.Range	Method
-Creatinine	0.6 mg/dL	(0.6 - 1.14 mg/dL)	ENZYMATIC

**BUN** - 281023627 Released at 28-Oct-2023 12:40 PM

Parameter	Result	Biological Ref.Range	Method
-Blood Urea Nitrogen (BUN)	12 mg/dL	(6 - 20 mg/dL)	Calculated

**Uric Acid** - 281023623 Released at 28-Oct-2023 01:11 PM

Parameter	Result	Biological Ref.Range	Method
-Uric Acid	5.6 mg/dL	(3.5 - 7.2 mg/dL)	Uricase-POD



## Revival Diagnostics

401-Aqua Corridor,  
Beside Star Bazar, Adajan,  
Surat-395009. Mo. 9825947717

Dr. Shivangi Gandhi  
M.B.B.S, M.D (Pathology)

Laboratory Test Result are Subject to technical limitation and should be clinically correlate for final diagnosis

📍 4th Floor, Aqua Corridor, Hazira Road, Adajan Pal, Surat-395009.

☎ 0261 2747788, 9825947712 ✉ revivaldiagnostics.surat@gmail.com 🌐 www.revivaldiagnostics.com

This medical report is not intended for medico-legal purposes.




Name	KUSNAZBANO I ANSARI	Age/Gender	49Yrs/Female
Reg No.	11492/23	Receipt No	9537
Referred By	Bank of Baroda (BOB) - MEDI WHEEL(PKG10000243)	Mode of Payment	CREDIT
Collection Type	CENTER	Collection DateTime	28-Oct-2023 09:48 AM

**Lipid Profile** - 281023627 Released at 28-Oct-2023 01:11 PM

Parameter	Result	Biological Ref.Range	Method
-Serum Cholesterol	187 mg/dL	Desirable < 200 mg/dl Borderline High : 200-239 mg/dl High : > 240 mg/dl	CHOD-PAP
-Serum Triglyceride	229 mg/dL	H Normal < 150 mg/dl Borderline High : 150 - 199 mg/dl High : 200 - 499 mg/dl Very High : 500 mg/dl	GPO-POD Method
-Serum HDLD(Direct)	46 mg/dL	Normal :> 55 mg/dl Borderline : 35-55 mg/dl Undesirable: < 35 mg/dl	PVS-PEGME Precipitation with CHOD-POD
-Serum VLDL	46 mg/dL	H (5 - 30 mg/dL)	Calculated
-Serum LDL(Direct)	95 mg/dL	Optimal:< 100 mg/dl Above Optimal : 100- 129 mg/dl Borderline High : 130-159 mg/dl High : > 160-189mg/dl Very High : >190 mg/dl	Calculated
-Chol/HDL	4.07	Low risk: <3.8 Medium Risk: 3.8 to 5.9 High Risk: > 6	Calculated
-LDL/Chol	1.96	Low risk: <3.55 Medium Risk: 3.55 to 4.0 High Risk: > 6	Calculated

[Test performed on Fully Automated Biochemistry Analyzer ERBA EM200]

**Revival Diagnostics**  
401-Aqua Corridor,  
Beside Star Bazar, Adajan,  
Surat-395009. Mo. 9825947712

  
Dr. Shivangi Gandhi  
M.B.B.S, M.D (Pathology)

Laboratory Test Result are Subject to technical limitation and should be clinically correlate for final diagnosis

📍 4th Floor, Aqua Corridor, Hazira Road, Adajan Pal, Surat-395009.

☎ 0261 2747788, 9825947712 ✉ revivaldiagnostics.surat@gmail.com 🌐 www.revivaldiagnostics.com

This medical report is not intended for medico-legal purposes.





Name	KUSNAZBANO I ANSARI	Age/Gender	49Yrs/Female
Reg No.	11492/23	Receipt No	9537
Referred By	Bank of Baroda (BOB) - MEDI WHEEL(PKG10000243)	Mode of Payment	CREDIT
Collection Type	CENTER	Collection DateTime	28-Oct-2023 09:48 AM

### Urine Routine & Micro Examination - 281023629 Released at 28-Oct-2023 01:05 PM

Parameter	Result	Biological Ref.Range	Method
<b>Physical Examination</b>			
-Quantity	20		Manual
-Colour	Pale Yellow	Pale Yellow	Manual
-Appearance	Clear	Clear	Manual
-Reaction (pH)	Acidic		Dipstick
-Specific Gravity	1.025		Dipstick
<b>Chemical Examination</b>			
-Proteins.	Absent		Dipstick
-Sugar	Absent		Dipstick
-Acetone.	Absent		Dipstick
-Bile Salts	Absent	Absent	Dipstick
-Bile Pigments	Absent	Absent	Dipstick
-Occult Blood Test (OBT).	Negative		Dipstick
<b>Microscopic Examination</b>			
-Pus Cells	2-3		Microscopically
-Red Blood Cells	Absent		Microscopically
-Epithelial Cells	2-3		Microscopically
-Bacteria.	Absent		Microscopically
-Crystals	Absent	Absent	Microscopically
-Others	NIL	Absent	Microscopic Examination

**Revival Diagnostics**  
401-Aqua Corridor,  
Beside Star Bazar, Adajan,  
Surat-395009. Mo. 9825947717

Sg

Dr. Shivangi Gandhi  
M.B.B.S, M.D (Pathology)

Laboratory Test Result are Subject to technical limitation and should be clinically correlate for final diagnosis

📍 4th Floor, Aqua Corridor, Hazira Road, Adajan Pal, Surat-395009.

☎ 0261 2747788, 9825947712 ✉ revivaldiagnostics.surat@gmail.com 🌐 www.revivaldiagnostics.com

This medical report is not intended for medico-legal purposes.



Name	KUSNAZBANO I ANSARI	Age/Gender	49Yrs/Female
Reg No.	11492/23	Receipt No	9537
Referred By	Bank of Baroda (BOB) - MEDI WHEEL(PKG10000243)	Mode of Payment	CREDIT
Collection Type	CENTER	Collection DateTime	28-Oct-2023 09:48 AM

### Stool Examination - 281023628 Released at 28-Oct-2023 04:20 PM

Parameter	Result	Biological Ref.Range	Method
-Consistency.	Semi-Solid		Manual

### Physical Examination

-Colour..	Yellow		Manual
-Mucus..	Absent		Manual
-Pus..	Absent		Manual
-Blood..	Absent		Manual

### Chemical Examination

-Occult Blood..	Absent		
-Reducing Substance..	Absent		

### Microscopic Examination

-Ova..	Absent		
-Cysts..	Absent		
-Trophozoites..	Absent		
-Larva..	Absent		
-Red Blood Cells..	Absent		
-Macrophage cells..	Absent		
-Vegetable Cells..	Absent		
-Crystals..	Absent		
-Fat..	Absent		
-Bacteria..	Absent		
-Darting Motility..	Not Seen		

Revival Diagnostics  
401-Aqua Corridor,  
Beside Star Bazar, Adajan,  
Surat-395009. Mo. 9825947712

Dr. Shivangi Gandhi  
M.B.B.S, M.D (Pathology)

Laboratory Test Result are Subject to technical limitation and should be clinically correlate for final diagnosis

📍 4th Floor, Aqua Corridor, Hazira Road, Adajan Pal, Surat-395009.

☎ 0261 2747788, 9825947712 ✉ revivaldiagnostics.surat@gmail.com 🌐 www.revivaldiagnostics.com

This medical report is not intended for medico-legal purposes.



Name	KUSNAZBANO I ANSARI	Age/Gender	49Yrs/Female
Reg No.	11492/23	Receipt No	9537
Referred By	Bank of Baroda (BOB) - MEDI WHEEL(PKG10000243)	Mode of Payment	CREDIT
Collection Type	CENTER	Collection DateTime	28-Oct-2023 09:48 AM

**Total T3 T4 TSH** - 281023627 Released at 28-Oct-2023 12:17 PM

Parameter	Result	Biological Ref.Range	Method
-Total T3	0.89 ng/ml	(0.87 - 1.78 ng/ml)	Fluorescence Enzyme Immunoassay
-Total T4	6.11 ug/dl	(4.6 - 11 ug/dl)	Fluorescence Enzyme Immunoassay
-TSH	1.53 uIU/ml	0.50 - 5.50 uIU/ml 5.5 to 15 ul U/ml - Suggested Clinical co-relation or Repeat test with new sample as physiological factors can give falsley high TSH Above 15uIU/ml Hypopyhyroid PREGNANT WOMEN normal ranges for TSH: 1st Trimester : 0.0878 - 2.8293 uIU/ml 2nd Trimester : 0.1998 - 2.7915 uIU/ml 3rd Trimester : 0.307 - 2.9028 uIU/ml Ref: TIETZ Fundamentals of Clinical Chemistry	Fluorescence Enzyme Immunoassay

[Test performed on Fully Automated Immunology Analyzer Maglumi-600]

**Revival Diagnostics**

401-Aqua Corridor,  
Beside Star Bazar, Adajan,  
Surat-395009. Mo. 9825947712

Sg

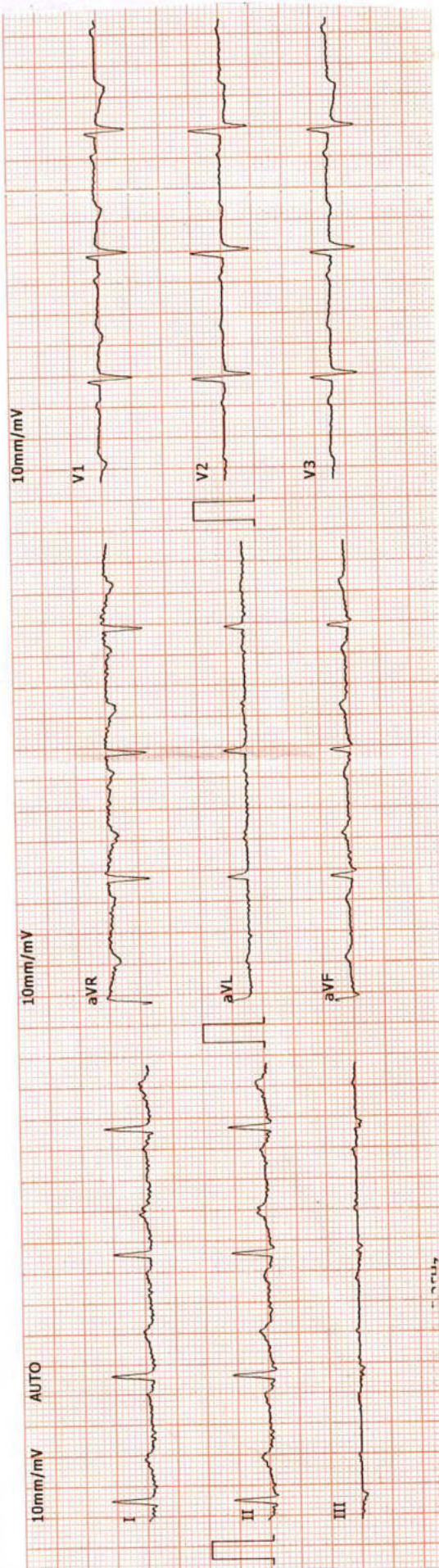
Dr. Shivangi Gandhi  
M.B.B.S, M.D (Pathology)

Laboratory Test Result are Subject to technical limitation and should be clinically correlate for final diagnosis

4th Floor, Aqua Corridor, Hazira Road, Adajan Pal, Surat-395009.

0261 2747788, 9825947712 revivaldiagnostics.surat@gmail.com www.revivaldiagnostics.com

This medical report is not intended for medico-legal purposes.



ID: 00007108

2023-10-28 10:29:28

ID Card: \_\_\_\_\_ Gender: Female  
 Name: KHUSHNAZ Height(cm): 158  
 Age: 49 Weight(Kg): 72 BP(mmHg): / /

HR: \_\_\_\_\_ bpm 73  
 P-R: \_\_\_\_\_ ms 140  
 Q-R-S: \_\_\_\_\_ ms 90  
 QT/QTc: \_\_\_\_\_ ms 383/420  
 P/QRS/T AXES: \_\_\_\_\_ deg 52/27/52  
 RV5/SV1: \_\_\_\_\_ mV 0.66/0.47  
 RV5+SV1: \_\_\_\_\_ mV 1.13

\*The result must be confirmed by doctor!  
 Report Confirmed by: \_\_\_\_\_

10mm/mV AUTO

I II III aVR aVL aVF V1 V2 V3 V4 V5 V6

10mm/mV 25mm/s

*Khushnaz Banu*

**DR. ADITYA BORÀ**  
 MBBS, DNB, DMCC  
 PHYSICIAN & CLINICAL CARDIOLOGIST  
 G-54906

**Revival Diagnostics**  
 401-Aqua Corridor,  
 Beside Star Bazar, Adajan,  
 Suraf-395009. Mo. 9825947712



Name	KUSNAZBANO I ANSARI	Age/Gender	49Yrs/Female
Reg No.	11492/23	Receipt No	9537
Referred By	Bank of Baroda (BOB) - MEDI WHEEL(PKG10000243)	Mode of Payment	CREDIT
Collection Type	CENTER	Collection DateTime	28-Oct-2023 09:31 AM

### Ecg

SINUS RHYTHM  
HEART RATE IS 73 BEATS PER MINUTE  
T WAVE INVERSION IN LEADS V2 TO V6

  
Signature

**DR. ADITYA S. BORA**  
MBBS, DNB, PGDCC  
PHYSICIAN & CLINICAL CARDIOLOGIST  
G-54906

**Revival Diagnostics**  
401-Aqua Corridor,  
Beside Star Bazar, Adajan,  
Surat-395009. Mo. 9825947712

REVIVAL  
DIAGNOSTICS

Laboratory Test Result are Subject to technical limitation and should be clinically correlate for final diagnosis

📍 4th Floor, Aqua Corridor, Hazira Road, Adajan Pal, Surat-395009.

☎ 0261 2747788, 9825947712 ✉ revivaldiagnostics.surat@gmail.com 🌐 www.revivaldiagnostics.com

This medical report is not intended for medico-legal purposes.



Name	KUSNAZBANO I ANSARI	Age/Gender	49Yrs/Female
Reg No.	11492/23	Receipt No	9537
Referred By	Bank of Baroda (BOB) - MEDI WHEEL(PKG10000243)	Mode of Payment	CREDIT
Collection Type	CENTER	Collection DateTime	28-Oct-2023 09:31 AM

**2D ECHO**  
**2D ECHOCARDIOGRAPHY & COLOR DOPPLER REPORT**

**INDICATION:** Preventive Health check up

- **CARDIAC CHAMBERS :** Left Ventricle : Normal size , Left Atrium: Normal size.
- NO e/o thrombus in LA/LV
- Right Atrium: Normal size. Right Ventricle: Normal Size,
- **Normal Right Ventricular function.** (TAPSE=20mm)
- **Normal Left Ventricular systolic function.** LVEF = 60%
- No regional wall abnormality. No thinning / scarring / dyskinesia of LV wall
- No Concentric Left Ventricular Hypertrophy. (IVSd= 10 mm),
- LV Compliance:
- NO Left Ventricular Diastolic Dysfunction [LVDD].


**VALVES :**

- Structurally Normal Mitral valve/ Aortic valve/Tricuspid valve/ Pulmonary valve .
- No significant Valvular Stenosis
- **Doppler findings:** AV max = 1.23 m/s, PV max = 0.91 m/s.
- Trivial MR, Trivial Tricuspid regurgitation.
- **No Pulmonary Arterial Hypertension.** PASP by TRjet vel.method = 24 mmHg.
- **SEPTAE:** IAS / IVS Appear Intact.
- **IVC :** Normal in dimension and shows good inspiratory 13mm collapse.
- **OTHERS:** No e/o Pericardial effusion / vegetation.

**IMPRESSION:**

NORMAL LV SYSTOLIC FUNCTION, LVEF= 60 %, NO RWMA,  
NO LVH , NO LVDD , NO PAH.

**DR. ADITYA S. BORA**  
MBBS, DNB, PGDCC  
401, Aqua Corridor,  
PHYSICIAN & CLINICAL CARDIOLOGIST  
Beside Star Barak, Adajan,  
G-54906  
Surat-395009. Mo. 9825947712

  
Signature  
**DR. ADITYA S. BORA**  
MBBS, DNB, PGDCC  
PHYSICIAN & CLINICAL CARDIOLOGIST  
G-54906

Laboratory Test Result are Subject to technical limitation and should be clinically correlate for final diagnosis



Name	<b>KUSNAZBANO I ANSARI</b>	Age/Gender	<b>49Yrs/Female</b>
Reg No.	<b>11492/23</b>	Receipt No	<b>9537</b>
Referred By	<b>Bank of Baroda (BOB) - MEDI WHEEL(PKG10000243)</b>	Mode of Payment	<b>CREDIT</b>
Collection Type	<b>CENTER</b>	Collection DateTime	<b>28-Oct-2023 08:45 AM</b>

## USG OF ABDOMEN & PELVIS

### LIVER:

Liver is normal in size, shape and echotexture.  
No evidence of focal SOL or dilatation of IHBR seen.  
Portahepatis appear normal.

### GALLBLADDER:

Gallbladder is distended and appears normal.  
No e/o calculus, mass lesion or changes of cholecystitis seen.

### PANCREAS:

Pancreas appears normal in size, shape and echotexture.  
No e/o focal lesion, mass or changes of pancreatitis seen.

### SPLEEN:

Spleen appears normal in size, shape and echotexture.

### PARAAORTIC REGION:

Aorta grossly appears normal. No e/o paraaortic lymphnodes seen.

### KIDNEYS:

Both kidneys appear normal in size, shape, position and echotexture.  
Cortex and collecting system of both kidneys appear normal.  
No evidence of calculus or obstructive uropathy on either side.

### URINARY BLADDER:

Bladder is distended and appears normal.  
No calculus, mass lesion or changes of cystitis is seen.

### UTERUS:

Retroverted, Normal in size, shape and echotexture with empty central uterine cavity.  
Cervix appears normal.

No e/o focal SOL. Endometrial thickness is normal

### OVARIES:

Both adnexal region appear normal.  
No e/o adnexal mass lesion seen on either side.  
No evidence of free fluid seen in pelvis.

**COMMENTS: NORMAL USG ABDOMEN AND PELVIS.**

**Dr. Chirag K. Patel**

MBBS-DMPD

Reg. No. G-23509

Revival Diagnostics

4th Floor, Aqua Corridor,  
Nr. Star Bazar, Hazira Road, Adajan, Surat-395009.

No. 97266 726683

Laboratory Test Result are Subject to technical limitation and should be clinically correlate for final diagnosis

📍 4th Floor, Aqua Corridor, Hazira Road, Adajan Pal, Surat-395009.

☎ 0261 2747788, 9825947712 ✉ revivaldiagnostics.surat@gmail.com 🌐 www.revivaldiagnostics.com

This medical report is not intended for medico-legal purposes.

R

NAME : KUSNAZBANO I ANSARI  
AGE: 49 YRS / FEMALE  
REF BY: MEDI WHEEL







Name	KUSNAZBANO I ANSARI	Age/Gender	49Yrs/Female
Reg No.	11492/23	Receipt No	9537
Referred By	Bank of Baroda (BOB) - MEDI WHEEL(PKG10000243)	Mode of Payment	CREDIT
Collection Type	CENTER	Collection DateTime	28-Oct-2023 08:45 AM

### CHEST RADIOGRAPH (PA VIEW)

- Hilar shadows are within normal limits.
- Pulmonary vasculature appears normal.
- Cardiac appears normal in size.
- Both domeh of the diaphragm are smooth.
- Both costophrenic recesses are clear.
- Both lung fields appear normal.
- Visualized bones and soft tissue shadows appear normal.

IMPRESSION: NORMAL STUDY.

DR. CHIRAG K PATEL  
RADIOLOGIST

REVIVAL  
DIAGNOSTICS

**Dr. Chirag K. Patel**  
MBBS-DMPD  
Signature  
Reg. No. G-23509  
Revival Diagnostic  
4th Floor, Aqua Corridor,  
Nr. Star Bazar, Hazira Main Road,  
Adajan, Surat-395009.  
Mc. 97265 726683

Laboratory Test Result are Subject to technical limitation and should be clinically correlate for final diagnosis