



WNL
 HR : 58
 R-R : 102
 P-R : 116
 QRS : 94
 QT/QTc : 420/415
 P/QTST : 80/67/53
 RV5-SV1 : 1.400/0.900 mV
 RV5-SV1 : 3.300 mV
 Age :
 Sex :
 Name :
 ID : 0231

Sinus Brachycardia
 Short P-R Interval

Dr. **Krishna P Vaidya**
 Associate Consultant-Cardiology
 Reg. No. 659510
 (Unconfirmed Report Verified by Scanlon)



Heart & General Clinic

Icure Heart & Diet Clinic, 402, Epsilon tower, opp Pasha bhai park, Race course, Vadodara

:: PERSONAL HEALTH REPORT ::

Name:- Puja GUPTA		DATE 10/12/22
		SR. NO. SEX. Female AGE 30 year HEIGHT 148cm WEIGHT 61k.g.

HISTORY

Present History : *NO*
 Past Illness History : *NO* Diabetes/Hypertension/Tuberculosis/Asthma/Epilepsy
 Past Occupational History : *NO*
 Family History : *NO*
 Personal History : she had *cr-section* may 2021
 Addiction : *NO* Tobacco/Gutkha/Smoking/Alcohol

GENERAL EXAMINATION

T.P.R. : *67/min* B.P. : *126/82 mmHg*

Pallor/Icterus/Cyanosis/Varicosity/Lymph Nodes/Thyroid/Oedema/NVE/Other :

SYSTEMIC EXAMINATION

R.S. : *Normal*
 C.V.S : *Normal*
 C.N.S : *Normal*
 A.S. : *Normal*
 Musculo-skelet System : *Normal*

E.N.T. Ex.	<i>Normal</i>	ACUITY OF VISION		RT EYE	LT EYE
		Without Glass	DISTANT	6/6	6/6
With Glass -1.0	DISTANT		6/6	6/6	
	Dental Ex.	<i>Normal</i>	Near	6/6	6/6
Near			6/6	6/6	
Skin Ex.	<i>Normal</i>	COLOUR BLINDNESS <i>NAD</i>			
Psychic Ex.	<i>Normal</i>				

REMARK

ADVICE

The Worker is *FIT*/UNFIT for the assigned job.



Dr. Krishna P. Vaidya
 MD, PGCC
 Associate Consultant

DR. KRISH VAIDYA

MD G-50510, CIH



भारत सरकार
Government of India



Download Date: 30/01/2020



पूजा गुप्ता
Puja Gupta
जन्म तिथि/DOB: 28/02/1992
महिला/ FEMALE

Issue Date: 16/01/2020

2446 2328 5511

VID : 9150 3677 3792 1801

मेरा आधार, मेरी पहचान



Handwritten signature




Heart & General Clinic

iCure Heart & Diet Clinic, 402, Epsilon tower, opp Pasha bhai park, Race course, Vadodara

NAME : Mrs Puja Gupta	AGE : 30 Y/F	DATE : 10/12/2022
-----------------------	--------------	-------------------

ULTRASONOGRAPHY OF WHOLE ABDOMEN
(Screening Only)

Liver is normal in size and echotexture and shows normal parenchymal reflectivity. No focal lesion is seen. Hepatic veins appear normal. There is no evidence of any dilated intra hepatic biliary radicals.

Portal Vein appears normal in diameter.

Common Bile Duct is of normal diameter.

Gallbladder is physiologically distended with normal wall thickness. There is no evidence of gallstones. No evidence of peri-cholecystic fluid or probe tenderness.

Pancreas is normal in size and shows homogenous reflectivity. There is no evidence of any calcification or ductal dilatation.

Spleen is normal size and shows a homogenous echotexture. There is no evidence of any focal lesion.

Both Kidneys are normal in position and size. They show normal cortical reflectivity and cortico-medullary distinction. Right kidney measures 80x34mm. Left kidney measures 82x41mm. There is no evidence of renal calculi, hydronephrosis or mass seen.

Bladder is well distended and shows normal wall thickness. No evidence of intra-luminal mass or calculi.

Uterus appears normal in size. Uterine myometrial echotexture is homogeneous. No focal lesion is seen. CET measures 5mm.

Both Ovaries appears normal in size & reflectivity. No evidence of any adnexal mass.

There is no evidence of ascites.

No evidence of any gross bowel mass seen.

No evidence of any aorto-caval or mesenteric root lymphadenopathy.

No mass or collection in right iliac fossa.

CONCLUSION: No sonographic abnormality is seen.



Mehul Prajapati

DR. MEHUL PRAJAPATI
CONSULTANT RADIOLOGIST

2D Echocardiography & Color Doppler Report

iCure Hear care, 402, Epsilon tower, opp Pasha bhai park, Race course, Vadodara

Patient Name: Mrs Puja Gupta Date: 10 / 12 / 2022

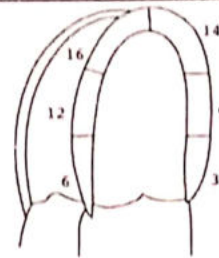
Age, Gender: female - 30 Years

M. Mode Study:

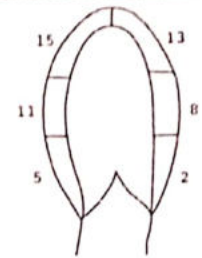
LA	23	IVS	10	PWD	09
AO	26	LVDs	31	LVDD	48

Doppler Study:

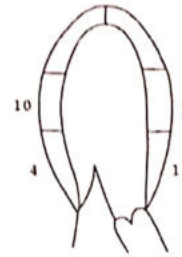
Mitral Valve	E: 0.71 A: 0.62
Aortic Valve	Normal
Tricuspid Valve	Normal
Pulmonary Valve	Normal



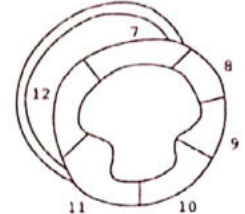
Apical
4 chamber view



Apical
2 chamber view



Apical
3 chamber view



Parasternal short
axis view

Conclusion:

- **Normal LV Systolic function**
- **LVEF: 62 % ,No RWMA**
- **Cardiac Chambers: Normal**
- **Diastolic function: Normal**
- **TR: No PAH: No , RVSP: 19 mmhg**
- **No Ms , No MR**
- **Mild AR , No AS**
- **ASD/VSD/PDA/Co-A : No**
- **No Clots or vegetations found**
- **IVC: Normal**

Note:

Normal 2D echo report does not rule out cardiac diseases
this report shall not be used for Medico legal purposes,
Clinical Correlation advisable.

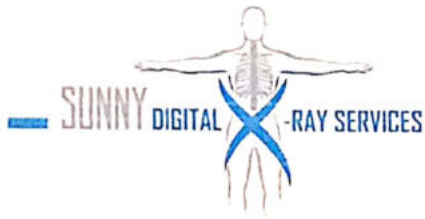


Dr. Krish P. Vaidya
MD, PGDCC
Associate Consultant-Cardiology
Reg.No.G-50510

Dr. Krish P Vaidya
Consultant Cardiologist, Diabetologist
& General Physician


Heart & General Clinic

iCure Heart & Diet Clinic, 402, Epsilon tower, opp Pasha bhai park, Race course, Vadodara



Sunny K. Machhi
+91 87585 30074
+91 83205 61551
sunnydigitalxray@yahoo.com

NAME	PUJA GUPTA	AGE/SEX	30/FEMALE
REF BY	I CURE HEART & DIET CLINIC	DATE	10-12-22

X-RAY CHEST PA VIEW (PORTABLE)

FINDING

BOTH LUNGS FIELDS ARE NORMAL .

REMAİNING LUNG FIELDS ARE NORMAL.

BOTH COSTOPHRENIC RECESS ARE CLEAR.

CARDIAC SIZE WITHIN NORMAL LIMITS.

MEDIASTINUM AND BONY THORACIC CAGE REVEAL NO ABNORMALITY.

IMPRESSION : NORMAL LUNGS HEART AND MEDIASTUINUM..

DR.HIMANI VIRAPARA
Regn. No: G.28771
M.D. [Radiodiagnosis]
(CONSULTANT RADIOLOGIST)





BARODA DIAGNOSTIC LABORATORY

Name : PUJA GUPTA
Ref By : ICURE HEART & DIET CLINIC

Age/Sex : 3/ Yrs./F
Date : 10/12/2022
Report ID. : 5

EXAMINATION OF URINE

TEST	RESULT	UNIT
Sample	: FASTING	
PHYSICAL EXAMINATION		
Quantity	: 10	mL
Colour	: PALE YELLOW	
Transparency	: CLEAR	
Specific Gravity	: 1.030	
Reaction	: ACIDIC	
Deposits	: ABSENT	
CHEMICAL EXAMINATION		
Albumin	: NIL	
Sugar	: NIL	
Acetone	: ABSENT	
Bile Salts	: ABSENT	
Bile Pigments	: ABSENT	
Urobilinogen	: NORMAL : ~ < 1.0 mg/dL	
Occult Blood	: ABSENT	
Nitrate	: ABSENT	
MICROSCOPIC EXAMINATION		
Pus Cells	: 0-1 / hpf	
RBC	: NIL	
Epithelial Cells	: NIL	
Crystals	: NIL	
Amorphous Phosphate	: NIL	
Cusi	: NIL	

END OF REPORT



Dr. Nehal Tiwari
(MD)
Consultant Pathologist
(Reg No G-54530)



Dr. Pooja Kriptani
(MD)
Consultant Pathologist
(Reg No G-46004)

302, Trivia Complex, Natubhai Circle, Race Course, Vadodara. ☎ +91 8866009950 / 7405009950 ✉ bdl95950@gmail.com

Laboratory results serve as an aid to diagnosis & should be interpreted in relation to clinical findings. Please refer back to laboratory in case of any discrepancy.





BARODA DIAGNOSTIC LABORATORY

Name : PUJA GUPTA
Ref By : ICURE HEART & DIET CLINIC

Age/Sex : 3/ Yrs./F
Date : 10/12/2022
Report ID. : 5

HAEMOGRAM PROFILE

TEST

RESULT

Blood Group : " O "
Rh Factor : " POSITIVE "
(Anti D.)

BIOCHEMISTRY

FASTING (FBS)

Blood Glucose : 98.0 mg/dL 70.00 - 110.00 mg/dL

POST-PRANDIAL

Blood Glucose : 138.0 mg/dL 80 - 140 mg/dL

Done By Fully Auto Analyzer MIURA, A-1004

END OF REPORT



Dr. Nehal Tiwari
(MD)
Consultant Pathologist
(Reg No G-54530)

Dr. Priya Kripiani
(MD)
Consultant Pathologist
(Reg No G-46004)

302, Trivia Complex, Natubhai Circle, Race Course, Vadodara. ☎ +91 8866009950 / 7405009950 ✉ bdi95950@gmail.com

Laboratory results serve as an aid to diagnosis & should be interpreted in relation to clinical findings. Please refer back to laboratory in case of any discrepancy



BARODA DIAGNOSTIC LABORATORY

302, Trivta Complex, Natubhai Circle, Race Course, Vadodara. ☎ +91 8866009950 / 7405009950 📧 bdl9950@gmail.com



Patient's name : Puja Gupta
Age/Sex : 30 Years/Female
Referred by : C/o. I Cure Heart & Diet Clinic
Sample From : LAB
UHID :
Reg. ID : icure-338-19
Accession : 24311
Reg. Date : 10/12/2022
Collection Time : 10/12/2022 14:02

COMPLETE BLOOD COUNT

Sample Type: EDTA

Test Name	Result	Units	Biological Reference Interval
<u>Blood Counts</u>			
Haemoglobin :	13.0	Gms%	12.5 - 16.0
Total R.B.C. :	3.66	mill/c.mm	4.2 - 5.4
Total W. B. C. :	5400	/cu mm	4000 - 10500
Platelet Count :	306000	/cu.mm	1,50,000 - 4,50,000
<u>Differential Count</u>			
Neutrophils :	61	%	40 - 70
Lymphocytes :	36	%	20 - 40
Eosinophils :	01	%	1 - 4
Monocytes :	02	%	2 - 6
Basophils :	00	%	0 - 01
<u>Blood Indices</u>			
P. C. V. :	32.6	%	37 - 47
M. C. V. :	89.1	fl	78 - 100
M.C.H :	35.5	pg	27 - 31
M. C. H. C :	39.9	%	32 - 36
R.D.W :	12.2	%	11.5 - 14.0

E.S.R.(Westergren Method)

After one hour : 4 mm 3 - 12



Page 1 of 7

LAB

LAB USE ONLY (Entered by : AP Enter Date/Time: 10/12/2022 15:21:00) (Verify by : OP1 Verify Date/Time: 10/12/2022 15:26:00)





BARODA DIAGNOSTIC LABORATORY

302, Trivya Complex, Narubhai Circle, Race Course, Vadodara. ☎ +91 8866009950 / 7405009950 📧 bdl95950@gmail.com



Patient's name : Puja Gupta
Age/Sex : 30 Years/Female
Referred by : C/o. I Cure Heart & Diet Clinic
Sample From : LAB
UHID :

Reg. ID : icure-338-19
Accession : 24311
Reg. Date : 10/12/2022
Collection Time : 10/12/2022 14:02

HIV HBsAg

<u>Test</u>	<u>Result</u>	<u>Normal Range</u>
Test for HIV 1 Antibodies :	Non reactive	Non reactive
Test for HIV 2 Antibodies :	Non reactive	Non reactive
HBsAg : (Hepatitis B surface Antigen)	Negative	Negative

Note: The above tests are done as a screening procedure.
: If clinically suspected, confirmation by ELISA is recommended.
: Rarely false negativity/positivity may occur.



LAB
LAB USE ONLY (Entered by : AP Enter Date/Time: 10/12/2022 15:21:00) (Verify by : OP1 Verify Date/Time: 10/12/2022 15:26:00)





BARODA DIAGNOSTIC LABORATORY

302, Triva Complex, Natubhai Circle, Race Course, Vadodara. ☎ +91 8866009950 / 7405009950 ✉ bdl95950@gmail.com



Patient's name : Puja Gupta
Age/Sex : 30 Years/Female
Referred by : C/o. I Cure Heart & Diet Clinic
Sample From : LAB
UHID :
Reg. ID : icure-338-19
Accession : 24311
Reg. Date : 10/12/2022
Collection Time : 10/12/2022 14:02

THYROID FUNCTION

Sample Type: Serum

Test Name	Result	Units	Biological Reference Interval
TOTAL T3 :	1.03	ng/ml	0.84 - 2.0
TOTAL T4 :	7.23	ug/dl	5.1 - 14.0
TSH :	2.89	mIU/L	0.25 - 5.0

Method : CLIA



LAB
LAB USE ONLY (Entered by : AP Enter Date/Time 10/12/2022 15:22:00) (Verify by : OP1 Verify Date/Time 10/12/2022 15:26:00)





BARODA DIAGNOSTIC LABORATORY

302, Trivia Complex, Natubhai Circle, Race Course, Vadodara. ☎ +91 8866009950 / 7405009950 📧 bdl95950@gmail.com



Patient's name : Puja Gupta
Age/Sex : 30 Years/Female
Referred by : C/o. I Cure Heart & Diet Clinic
Sample From : LAB
UHID :

Reg. ID : icure-338-19
Accession : 24311
Reg. Date : 10/12/2022
Collection Time : 10/12/2022 14:02

RENAL FUNCTION TEST

Test Name	Result	Units	Biological Reference Interval
Urea :	10	mg/dl	10 - 50
Bun (Calculated) :	4.7	mg/dl	0 - 18
Creatinine :	0.60	mg/dl	0.4 - 1.5
Uricacid :	4.0	mg/dl	3.4 - 7.0
BUN CREAT RATIO :			10:1 - 20:1

Done on Fully automated biochemistry analyser - COBAS C 111



LAB

LAB USE ONLY (Entered by : AP Enter Date/Time 10/12/2022 15:22:00) (Verify by : OP1 Verify Date/Time 10/12/2022 15:26:00)





BARODA DIAGNOSTIC LABORATORY

302, Triva Complex, Natubhai Circle, Race Course, Vadodra. ☎ +91 8866009950 / 7405009950 ✉ bdl95950@gmail.com



Patient's name : Puja Gupta
Age/Sex : 30 Years/Female
Referred by : C/o. I Cure Heart & Diet Clinic
Sample From : LAB
UHID :
Reg. ID : icure-338-19
Accession : 24311
Reg. Date : 10/12/2022
Collection Time : 10/12/2022 14:02

LIVER FUNCTION TEST

Sample Type: Serum

Test Name	Result	Units	Biological Reference Interval
S.G.P.T (ALT) :	16	U/L	0 - 40
S.G.O.T (AST) :	20	U/L	0 - 37
ALK.PHOSPHATASE :	40	U/L	35 - 105
G.G.T :	10.6	U/L	8 - 78
<u>Bilirubin</u>			
Total :	0.33	mg/dl	0.2 - 1.0
Direct :	0.20	mg/dl	0 - 0.6
Indirect :	0.13	mg/dl	0 - 0.5
<u>Serum Proteins</u>			
Total Protein :	6.83	gms/dl	6.4 - 8.3
Albumin :	4.11	gms/dl	3.8 - 4.4
Globulins :	2.72	gms/dl	2.3 - 3.5
A/G Ratio :	1.51		0.9 - 2.9

Done on Fully automated biochemistry analyser - COBAS C 111



Page 5 of 7

LAB

LAB USE ONLY (Entered by: AP Enter Date/Time: 10/12/2022 15:22:00) (Verify by: OP1 Verify Date/Time: 10/12/2022 15:26:00)





BARODA DIAGNOSTIC LABORATORY

302, Trivia Complex, Natubhai Circle, Race Course, Vadodara. ☎ +91 8866009950 / 7405009950 📧 bdl95950@gmail.com



★ 2 4 3 1 1 ★

Patient's name	: Puja Gupta	Reg. ID	: icure-338-19
Age/Sex	: 30 Years/Female	Accession	: 24311
Referred by	: C/o. I Cure Heart & Diet Clinic	Reg. Date	: 10/12/2022
Sample From	: LAB	Collection Time	: 10/12/2022 14:02
UHID	:		

LIPID PROFILE

Sample Type Serum

Test Name	Result	Units	Biological Reference Interval
Cholesterol :	122	mg/dl	0 - 200
Triglyceride :	93	mg/dL	0 - 150
HDL - Cholesterol :	39	mg/dL	35 - 65
LDL - Cholesterol :	64.4	mg/dL	0 - 130
VLDL - Cholesterol :	18.6	mg/dL	0 - 30
Total Cholesterol/HDL Ratio :	3.13		1 - 6
LDL / HDL Cholesterol Ratio :	1.65		0 - 3.5

Done on Fully automated biochemistry analyser - COBAS C 111



LAB

LAB USE ONLY (Entered by : AP Enter Date/Time 10/12/2022 15:22:00) (Verify by : OP1 Verify Date/Time 10/12/2022 15:26:00)





BARODA DIAGNOSTIC LABORATORY

302, Trivya Complex, Narubhai Circle, Race Course, Vadodara. ☎ +91 8866009950 / 7405009950 📧 bdl95950@gmail.com



Patient's name : Puja Gupta Reg. ID : icure-338-19
Age/Sex : 30 Years/Female Accession : 24311
Referred by : C/o. I Cure Heart & Diet Clinic Reg. Date : 10/12/2022
Sample From : LAB Collection Time : 10/12/2022 14:02
UHID :

HbA1C REPORT

Sample Type: EDTA

Test Name	Result	Units	Biological Reference Interval
HbA1C :	4.86	%	Excellent control: 4.2-6.2 Good Control : 6.3-7.2 Fair Control : 7.3-8.2 Poor Control : >8.3
Mean Blood Glucose levels : of last 03months	93.0	mg/dl	

NOTE

*As per the new 2009 update of American Diabetes Association regarding HbA1C & Mean Blood Glucose relationship.

This test is used to monitor diabetic patients compliance with the therapeutic regimen and long term blood glucose control. It's level is proportional to both the average blood glucose concentration and the life span of the red blood cells (RBC) in circulation. HbA1c values are free of day to day glucose fluctuations and are unaffected by exercise or recent food intake.



LAB

LAB USE ONLY (Entered by : AP Enter Date/Time: 10/12/2022 15:23:00) (Verify by : OP1 Verify Date/Time: 10/12/2022 15:26:00)

