



# CHANDAN DIAGNOSTIC CENTRE

Add: Indra Deep Complex, Sanjay Gandhi Puram, Faizabad Road, Indira Nagar  
Ph: 7706041643,7706041644  
CIN : U85196UP1992PLC014075



Patient Name	: Mr.SHIVAM GUPTA-41594	Registered On	: 30/Jul/2023 09:12:26
Age/Gender	: 29 Y 3 M 30 D /M	Collected	: 30/Jul/2023 09:20:32
UHID/MR NO	: IDCD.0000180760	Received	: 30/Jul/2023 09:54:48
Visit ID	: IDCD0189422324	Reported	: 30/Jul/2023 13:00:54
Ref Doctor	: Dr.Mediwheel - Arcofemi Health Care Ltd.	Status	: Final Report

## DEPARTMENT OF HAEMATOLOGY

### MEDIWHEEL BANK OF BARODA MALE & FEMALE BELOW 40 YRS

Test Name	Result	Unit	Bio. Ref. Interval	Method
-----------	--------	------	--------------------	--------

#### Blood Group (ABO & Rh typing) \* , Blood

Blood Group	B
Rh ( Anti-D)	POSITIVE

#### Complete Blood Count (CBC) \* , Whole Blood

Haemoglobin	14.40	g/dl	1 Day- 14.5-22.5 g/dl 1 Wk- 13.5-19.5 g/dl 1 Mo- 10.0-18.0 g/dl 3-6 Mo- 9.5-13.5 g/dl 0.5-2 Yr- 10.5-13.5 g/dl 2-6 Yr- 11.5-15.5 g/dl 6-12 Yr- 11.5-15.5 g/dl 12-18 Yr 13.0-16.0 g/dl Male- 13.5-17.5 g/dl Female- 12.0-15.5 g/dl	
TLC (WBC)	5,800.00	/Cu mm	4000-10000	ELECTRONIC IMPEDANCE
<b>DLC</b>				
Polymorphs (Neutrophils )	62.00	%	55-70	ELECTRONIC IMPEDANCE
Lymphocytes	30.00	%	25-40	ELECTRONIC IMPEDANCE
Monocytes	5.00	%	3-5	ELECTRONIC IMPEDANCE
Eosinophils	3.00	%	1-6	ELECTRONIC IMPEDANCE
Basophils	0.00	%	<1	ELECTRONIC IMPEDANCE
<b>ESR</b>				
Observed	16.00	Mm for 1st hr.		
Corrected	<b>10.00</b>	Mm for 1st hr.	<9	
PCV (HCT)	44.00	%	40-54	
<b>Platelet count</b>				
Platelet Count	2.20	LACS/cu mm	1.5-4.0	ELECTRONIC IMPEDANCE/MICROSCOPIC
PDW (Platelet Distribution width)	16.50	fL	9-17	ELECTRONIC IMPEDANCE
P-LCR (Platelet Large Cell Ratio)	<b>34.20</b>	%	35-60	ELECTRONIC IMPEDANCE
PCT (Platelet Hematocrit)	0.22	%	0.108-0.282	ELECTRONIC IMPEDANCE
MPV (Mean Platelet Volume)	11.00	fL	6.5-12.0	ELECTRONIC IMPEDANCE
<b>RBC Count</b>				
RBC Count	4.57	Mill./cu mm	4.2-5.5	ELECTRONIC IMPEDANCE

#### Blood Indices (MCV, MCH, MCHC)





# CHANDAN DIAGNOSTIC CENTRE

Add: Indra Deep Complex, Sanjay Gandhi Puram, Faizabad Road, Indira Nagar  
Ph: 7706041643,7706041644  
CIN : U85196UP1992PLC014075



Patient Name	: Mr.SHIVAM GUPTA-41594	Registered On	: 30/Jul/2023 09:12:26
Age/Gender	: 29 Y 3 M 30 D /M	Collected	: 30/Jul/2023 09:20:32
UHID/MR NO	: IDCD.0000180760	Received	: 30/Jul/2023 09:54:48
Visit ID	: IDCD0189422324	Reported	: 30/Jul/2023 13:00:54
Ref Doctor	: Dr.Mediwheel - Arcofemi Health Care Ltd.	Status	: Final Report


## DEPARTMENT OF HAEMATOLOGY

### MEDIWHEEL BANK OF BARODA MALE & FEMALE BELOW 40 YRS

Test Name	Result	Unit	Bio. Ref. Interval	Method
MCV	91.30	fl	80-100	CALCULATED PARAMETER
MCH	31.50	pg	28-35	CALCULATED PARAMETER
MCHC	34.50	%	30-38	CALCULATED PARAMETER
RDW-CV	13.10	%	11-16	ELECTRONIC IMPEDANCE
RDW-SD	46.40	fL	35-60	ELECTRONIC IMPEDANCE
Absolute Neutrophils Count	3,596.00	/cu mm	3000-7000	
Absolute Eosinophils Count (AEC)	174.00	/cu mm	40-440	



Dr. Shoaib Irfan (MBBS, MD, PDCC)





# CHANDAN DIAGNOSTIC CENTRE

Add: Indra Deep Complex, Sanjay Gandhi Puram, Faizabad Road, Indira Nagar  
Ph: 7706041643, 7706041644  
CIN : U85196UP1992PLC014075



Patient Name	: Mr.SHIVAM GUPTA-41594	Registered On	: 30/Jul/2023 09:12:27
Age/Gender	: 29 Y 3 M 30 D /M	Collected	: 30/Jul/2023 13:18:00
UHID/MR NO	: IDCD.0000180760	Received	: 30/Jul/2023 14:10:11
Visit ID	: IDCD0189422324	Reported	: 30/Jul/2023 14:38:40
Ref Doctor	: Dr.Mediwheel - Arcofemi Health Care Ltd.	Status	: Final Report

## DEPARTMENT OF BIOCHEMISTRY

### MEDIWHEEL BANK OF BARODA MALE & FEMALE BELOW 40 YRS

Test Name	Result	Unit	Bio. Ref. Interval	Method
-----------	--------	------	--------------------	--------

#### GLUCOSE FASTING , Plasma

Glucose Fasting	92.10	mg/dl	< 100 Normal 100-125 Pre-diabetes ≥ 126 Diabetes	GOD POD
-----------------	-------	-------	--	---------

#### Interpretation:

- Kindly correlate clinically with intake of hypoglycemic agents, drug dosage variations and other drug interactions.
- A negative test result only shows that the person does not have diabetes at the time of testing. It does not mean that the person will never get diabetes in future, which is why an Annual Health Check up is essential.
- I.G.T = Impaired Glucose Tolerance.

#### Glucose PP

Sample: Plasma After Meal

115.90	mg/dl	<140 Normal 140-199 Pre-diabetes >200 Diabetes	GOD POD
--------	-------	--	---------

#### Interpretation:

- Kindly correlate clinically with intake of hypoglycemic agents, drug dosage variations and other drug interactions.
- A negative test result only shows that the person does not have diabetes at the time of testing. It does not mean that the person will never get diabetes in future, which is why an Annual Health Check up is essential.
- I.G.T = Impaired Glucose Tolerance.

Dr. Shoaib Irfan (MBBS, MD, PDCC)





# CHANDAN DIAGNOSTIC CENTRE

Add: Indra Deep Complex, Sanjay Gandhi Puram, Faizabad Road, Indira Nagar  
Ph: 7706041643,7706041644  
CIN : U85196UP1992PLC014075



Patient Name	: Mr.SHIVAM GUPTA-41594	Registered On	: 30/Jul/2023 09:12:27
Age/Gender	: 29 Y 3 M 30 D /M	Collected	: 30/Jul/2023 09:20:32
UHID/MR NO	: IDCD.0000180760	Received	: 30/Jul/2023 12:55:04
Visit ID	: IDCD0189422324	Reported	: 30/Jul/2023 13:54:39
Ref Doctor	: Dr.Mediwheel - Arcofemi Health Care Ltd.	Status	: Final Report

## DEPARTMENT OF BIOCHEMISTRY

### MEDIWHEEL BANK OF BARODA MALE & FEMALE BELOW 40 YRS

Test Name	Result	Unit	Bio. Ref. Interval	Method
-----------	--------	------	--------------------	--------

#### GLYCOSYLATED HAEMOGLOBIN (HBA1C) \*\*, EDTA BLOOD

Glycosylated Haemoglobin (HbA1c)	5.00	% NGSP		HPLC (NGSP)
Glycosylated Haemoglobin (HbA1c)	31.00	mmol/mol/IFCC		
Estimated Average Glucose (eAG)	96	mg/dl		

#### Interpretation:

##### NOTE:-

- eAG is directly related to A1c.
- An A1c of 7% -the goal for most people with diabetes-is the equivalent of an eAG of 154 mg/dl.
- eAG may help facilitate a better understanding of actual daily control helping you and your health care provider to make necessary changes to your diet and physical activity to improve overall diabetes management.

The following ranges may be used for interpretation of results. However, factors such as duration of diabetes, adherence to therapy and the age of the patient should also be considered in assessing the degree of blood glucose control.

Haemoglobin A1C (%)NGSP	mmol/mol / IFCC Unit	eAG (mg/dl)	Degree of Glucose Control Unit
> 8	>63.9	>183	Action Suggested*
7-8	53.0 -63.9	154-183	Fair Control
< 7	<63.9	<154	Goal**
6-7	42.1 -63.9	126-154	Near-normal glycemia
< 6%	<42.1	<126	Non-diabetic level

\*High risk of developing long term complications such as Retinopathy, Nephropathy, Neuropathy, Cardiopathy, etc.

\*\*Some danger of hypoglycemic reaction in Type 1diabetics. Some glucose intolerant individuals and "subclinical" diabetics may demonstrate HbA1C levels in this area.

N.B. : Test carried out on Automated VARIANT II TURBO HPLC Analyser.

#### Clinical Implications:

\*Values are frequently increased in persons with poorly controlled or newly diagnosed diabetes.

\*With optimal control, the HbA 1c moves toward normal levels.

\*A diabetic patient who recently comes under good control may still show higher concentrations of glycosylated hemoglobin. This level declines gradually over several months as nearly normal glycosylated \*Increases in glycosylated hemoglobin occur in the following non-diabetic conditions: a. Iron-deficiency anemia b. Splenectomy







# CHANDAN DIAGNOSTIC CENTRE

Add: Indra Deep Complex, Sanjay Gandhi Puram, Faizabad Road, Indira Nagar  
Ph: 7706041643,7706041644  
CIN : U85196UP1992PLC014075



Patient Name	: Mr.SHIVAM GUPTA-41594	Registered On	: 30/Jul/2023 09:12:27
Age/Gender	: 29 Y 3 M 30 D /M	Collected	: 30/Jul/2023 09:20:32
UHID/MR NO	: IDCD.0000180760	Received	: 30/Jul/2023 12:55:04
Visit ID	: IDCD0189422324	Reported	: 30/Jul/2023 13:54:39
Ref Doctor	: Dr.Mediwheel - Arcofemi Health Care Ltd.	Status	: Final Report

## DEPARTMENT OF BIOCHEMISTRY

### MEDIWHEEL BANK OF BARODA MALE & FEMALE BELOW 40 YRS

Test Name	Result	Unit	Bio. Ref. Interval	Method
-----------	--------	------	--------------------	--------

c. Alcohol toxicity d. Lead toxicity

\*Decreases in A 1c occur in the following non-diabetic conditions: a. Hemolytic anemia b. chronic blood loss

\*Pregnancy d. chronic renal failure. Interfering Factors:

\*Presence of Hb F and H causes falsely elevated values. 2. Presence of Hb S, C, E, D, G, and Lepore (autosomal recessive mutation resulting in a hemoglobinopathy) causes falsely decreased values.



Dr. Anupam Singh (MBBS MD Pathology)





# CHANDAN DIAGNOSTIC CENTRE

Add: Indra Deep Complex, Sanjay Gandhi Puram, Faizabad Road, Indira Nagar  
Ph: 7706041643,7706041644  
CIN : U85196UP1992PLC014075



Patient Name	: Mr.SHIVAM GUPTA-41594	Registered On	: 30/Jul/2023 09:12:28
Age/Gender	: 29 Y 3 M 30 D /M	Collected	: 30/Jul/2023 09:20:31
UHID/MR NO	: IDCD.0000180760	Received	: 30/Jul/2023 10:13:49
Visit ID	: IDCD0189422324	Reported	: 30/Jul/2023 12:10:45
Ref Doctor	: Dr.Mediwheel - Arcofemi Health Care Ltd.	Status	: Final Report

## DEPARTMENT OF BIOCHEMISTRY

### MEDIWHEEL BANK OF BARODA MALE & FEMALE BELOW 40 YRS

Test Name	Result	Unit	Bio. Ref. Interval	Method
<b>BUN (Blood Urea Nitrogen)</b> <i>Sample:Serum</i>	8.90	mg/dL	7.0-23.0	CALCULATED
<b>Creatinine</b> <i>Sample:Serum</i>	0.95	mg/dl	Serum 0.7-1.3 Spot Urine-Male- 20-275 Female-20-320	MODIFIED JAFFES
<b>Uric Acid</b> <i>Sample:Serum</i>	6.42	mg/dl	3.4-7.0	URICASE
<b>LFT (WITH GAMMA GT) * , Serum</b>				
SGOT / Aspartate Aminotransferase (AST)	18.30	U/L	< 35	IFCC WITHOUT P5P
SGPT / Alanine Aminotransferase (ALT)	19.00	U/L	< 40	IFCC WITHOUT P5P
Gamma GT (GGT)	14.90	IU/L	11-50	OPTIMIZED SZAZING
Protein	6.20	gm/dl	6.2-8.0	BIURET
Albumin	4.13	gm/dl	3.4-5.4	B.C.G.
Globulin	2.07	gm/dl	1.8-3.6	CALCULATED
A:G Ratio	2.00		1.1-2.0	CALCULATED
Alkaline Phosphatase (Total)	137.64	U/L	42.0-165.0	IFCC METHOD
Bilirubin (Total)	0.43	mg/dl	0.3-1.2	JENDRASSIK & GROF
Bilirubin (Direct)	0.17	mg/dl	< 0.30	JENDRASSIK & GROF
Bilirubin (Indirect)	0.26	mg/dl	< 0.8	JENDRASSIK & GROF
<b>LIPID PROFILE ( MINI ) , Serum</b>				
Cholesterol (Total)	170.00	mg/dl	<200 Desirable 200-239 Borderline High > 240 High	CHOD-PAP
HDL Cholesterol (Good Cholesterol)	47.90	mg/dl	30-70	DIRECT ENZYMATIC
LDL Cholesterol (Bad Cholesterol)	102	mg/dl	< 100 Optimal 100-129 Nr. Optimal/Above Optimal 130-159 Borderline High 160-189 High > 190 Very High	CALCULATED
VLDL	20.48	mg/dl	10-33	CALCULATED
Triglycerides	102.40	mg/dl	< 150 Normal 150-199 Borderline High 200-499 High >500 Very High	GPO-PAP





# CHANDAN DIAGNOSTIC CENTRE

Add: Indra Deep Complex, Sanjay Gandhi Puram, Faizabad Road, Indira Nagar  
Ph: 7706041643,7706041644  
CIN : U85196UP1992PLC014075



Patient Name	: Mr.SHIVAM GUPTA-41594	Registered On	: 30/Jul/2023 09:12:28
Age/Gender	: 29 Y 3 M 30 D /M	Collected	: 30/Jul/2023 09:20:31
UHID/MR NO	: IDCD.0000180760	Received	: 30/Jul/2023 10:13:49
Visit ID	: IDCD0189422324	Reported	: 30/Jul/2023 12:10:45
Ref Doctor	: Dr.Mediwheel - Arcofemi Health Care Ltd.	Status	: Final Report

## DEPARTMENT OF BIOCHEMISTRY

### MEDIWHEEL BANK OF BARODA MALE & FEMALE BELOW 40 YRS

Test Name	Result	Unit	Bio. Ref. Interval	Method
-----------	--------	------	--------------------	--------



Dr. Shoaib Irfan (MBBS, MD, PDCC)





# CHANDAN DIAGNOSTIC CENTRE

Add: Indra Deep Complex, Sanjay Gandhi Puram, Faizabad Road, Indira Nagar  
Ph: 7706041643,7706041644  
CIN : U85196UP1992PLC014075



Patient Name	: Mr.SHIVAM GUPTA-41594	Registered On	: 30/Jul/2023 09:12:27
Age/Gender	: 29 Y 3 M 30 D /M	Collected	: 30/Jul/2023 13:25:36
UHID/MR NO	: IDCD.0000180760	Received	: 30/Jul/2023 13:44:17
Visit ID	: IDCD0189422324	Reported	: 30/Jul/2023 14:10:21
Ref Doctor	: Dr.Mediwheel - Arcofemi Health Care Ltd.	Status	: Final Report

## DEPARTMENT OF CLINICAL PATHOLOGY

### MEDIWHEEL BANK OF BARODA MALE & FEMALE BELOW 40 YRS

Test Name	Result	Unit	Bio. Ref. Interval	Method
-----------	--------	------	--------------------	--------

#### URINE EXAMINATION, ROUTINE \* , Urine

Color	CLEAR			
Specific Gravity	1.010			
Reaction PH	Neutral ( 7.0 )			DIPSTICK
Protein	ABSENT	mg %	< 10 Absent 10-40 (+) 40-200 (++) 200-500 (+++) > 500 (++++)	DIPSTICK
Sugar	ABSENT	gms%	< 0.5 (+) 0.5-1.0 (++) 1-2 (+++) > 2 (++++)	DIPSTICK
Ketone	ABSENT	mg/dl	0.2-2.81	BIOCHEMISTRY
Bile Salts	ABSENT			
Bile Pigments	ABSENT			
Urobilinogen(1:20 dilution)	ABSENT			
<b>Microscopic Examination:</b>				
Epithelial cells	1-2/h.p.f			MICROSCOPIC EXAMINATION
Pus cells	ABSENT			
RBCs	ABSENT			MICROSCOPIC EXAMINATION
Cast	ABSENT			
Crystals	ABSENT			MICROSCOPIC EXAMINATION
Others	ABSENT			

#### STOOL, ROUTINE EXAMINATION \* , Stool

Color	BROWNISH
Consistency	SEMI SOLID
Reaction (PH)	Acidic ( 6.0 )
Mucus	ABSENT
Blood	ABSENT
Worm	ABSENT
Pus cells	ABSENT
RBCs	ABSENT







# CHANDAN DIAGNOSTIC CENTRE

Add: Indra Deep Complex, Sanjay Gandhi Puram, Faizabad Road, Indira Nagar  
Ph: 7706041643, 7706041644  
CIN : U85196UP1992PLC014075



Patient Name	: Mr.SHIVAM GUPTA-41594	Registered On	: 30/Jul/2023 09:12:27
Age/Gender	: 29 Y 3 M 30 D /M	Collected	: 30/Jul/2023 13:25:36
UHID/MR NO	: IDCD.0000180760	Received	: 30/Jul/2023 13:44:17
Visit ID	: IDCD0189422324	Reported	: 30/Jul/2023 14:10:21
Ref Doctor	: Dr.Mediwheel - Arcofemi Health Care Ltd.	Status	: Final Report

## DEPARTMENT OF CLINICAL PATHOLOGY

### MEDIWHEEL BANK OF BARODA MALE & FEMALE BELOW 40 YRS

Test Name	Result	Unit	Bio. Ref. Interval	Method
Ova	ABSENT			
Cysts	ABSENT			
Others	ABSENT			

### SUGAR, FASTING STAGE \* , Urine

Sugar, Fasting stage ABSENT gms%

#### Interpretation:

- (+) < 0.5
- (++) 0.5-1.0
- (+++)
- (++++)

### SUGAR, PP STAGE \* , Urine

Sugar, PP Stage ABSENT

#### Interpretation:

- (+) < 0.5 gms%
- (++) 0.5-1.0 gms%
- (+++)
- (++++)

Dr. Shoaib Irfan (MBBS, MD, PDCC)





# CHANDAN DIAGNOSTIC CENTRE

Add: Indra Deep Complex, Sanjay Gandhi Puram, Faizabad Road, Indira Nagar  
Ph: 7706041643, 7706041644  
CIN : U85196UP1992PLC014075



Patient Name	: Mr.SHIVAM GUPTA-41594	Registered On	: 30/Jul/2023 09:12:28
Age/Gender	: 29 Y 3 M 30 D /M	Collected	: 30/Jul/2023 09:20:31
UHID/MR NO	: IDCD.0000180760	Received	: 30/Jul/2023 12:55:04
Visit ID	: IDCD0189422324	Reported	: 30/Jul/2023 13:44:44
Ref Doctor	: Dr.Mediwheel - Arcofemi Health Care Ltd.	Status	: Final Report

## DEPARTMENT OF IMMUNOLOGY

### MEDIWHEEL BANK OF BARODA MALE & FEMALE BELOW 40 YRS

Test Name	Result	Unit	Bio. Ref. Interval	Method
-----------	--------	------	--------------------	--------

#### THYROID PROFILE - TOTAL \*\*, Serum

T3, Total (tri-iodothyronine)	124.52	ng/dl	84.61-201.7	CLIA
T4, Total (Thyroxine)	9.60	ug/dl	3.2-12.6	CLIA
TSH (Thyroid Stimulating Hormone)	2.11	μIU/mL	0.27 - 5.5	CLIA

#### Interpretation:

0.3-4.5	μIU/mL	First Trimester
0.5-4.6	μIU/mL	Second Trimester
0.8-5.2	μIU/mL	Third Trimester
0.5-8.9	μIU/mL	Adults 55-87 Years
0.7-27	μIU/mL	Premature 28-36 Week
2.3-13.2	μIU/mL	Cord Blood > 37Week
0.7-64	μIU/mL	Child(21 wk - 20 Yrs.)
1-39	μIU/mL	Child 0-4 Days
1.7-9.1	μIU/mL	Child 2-20 Week

- 1) Patients having low T3 and T4 levels but high TSH levels suffer from primary hypothyroidism, cretinism, juvenile myxedema or autoimmune disorders.
- 2) Patients having high T3 and T4 levels but low TSH levels suffer from Grave's disease, toxic adenoma or sub-acute thyroiditis.
- 3) Patients having either low or normal T3 and T4 levels but low TSH values suffer from iodine deficiency or secondary hypothyroidism.
- 4) Patients having high T3 and T4 levels but normal TSH levels may suffer from toxic multinodular goiter. This condition is mostly a symptomatic and may cause transient hyperthyroidism but no persistent symptoms.
- 5) Patients with high or normal T3 and T4 levels and low or normal TSH levels suffer either from T3 toxicosis or T4 toxicosis respectively.
- 6) In patients with non thyroidal illness abnormal test results are not necessarily indicative of thyroidism but may be due to adaptation to the catabolic state and may revert to normal when the patient recovers.
- 7) There are many drugs for eg. Glucocorticoids, Dopamine, Lithium, Iodides, Oral radiographic dyes, etc. which may affect the thyroid function tests.
- 8) Generally when total T3 and total T4 results are indecisive then Free T3 and Free T4 tests are recommended for further confirmation along with TSH levels.

Dr. Anupam Singh (MBBS MD Pathology)





# CHANDAN DIAGNOSTIC CENTRE

Add: Indra Deep Complex, Sanjay Gandhi Puram, Faizabad Road, Indira Nagar  
Ph: 7706041643,7706041644  
CIN : U85196UP1992PLC014075



Patient Name	: Mr.SHIVAM GUPTA-41594	Registered On	: 30/Jul/2023 09:12:29
Age/Gender	: 29 Y 3 M 30 D /M	Collected	: N/A
UHID/MR NO	: IDCD.0000180760	Received	: N/A
Visit ID	: IDCD0189422324	Reported	: 30/Jul/2023 10:17:41
Ref Doctor	: Dr.Mediwheel - Arcofemi Health Care Ltd.	Status	: Final Report

## DEPARTMENT OF X-RAY

### MEDIWHEEL BANK OF BARODA MALE & FEMALE BELOW 40 YRS

#### X-RAY DIGITAL CHEST PA \*

#### X-RAY REPORT


(300 mA COMPUTERISED UNIT SPOT FILM DEVICE)

#### CHEST P-A VIEW

- Soft tissue shadow appears normal.
- Bony cage is normal.
- Diaphragmatic shadows are normal on both sides.
- Costo-phrenic angles are bilaterally clear.
- Trachea is central in position.
- Cardiac size & contours are normal.
- **Both hilar shadows and broncho-vascular markings are prominent.**
- Pulmonary parenchyma did not reveal any significant lesion.

#### IMPRESSION :

- **BRONCHITIS.**

  
Dr. Anoop Agarwal  
MBBS,MD(Radiology)





# CHANDAN DIAGNOSTIC CENTRE

Add: Indra Deep Complex, Sanjay Gandhi Puram, Faizabad Road, Indira Nagar  
Ph: 7706041643, 7706041644  
CIN : U85196UP1992PLC014075



Patient Name	: Mr.SHIVAM GUPTA-41594	Registered On	: 30/Jul/2023 09:12:29
Age/Gender	: 29 Y 3 M 30 D /M	Collected	: N/A
UHID/MR NO	: IDCD.0000180760	Received	: N/A
Visit ID	: IDCD0189422324	Reported	: 30/Jul/2023 10:09:33
Ref Doctor	: Dr.Mediwheel - Arcofemi Health Care Ltd.	Status	: Final Report

## DEPARTMENT OF ULTRASOUND

### MEDIWHEEL BANK OF BARODA MALE & FEMALE BELOW 40 YRS

#### ULTRASOUND WHOLE ABDOMEN (UPPER & LOWER) \*

##### LIVER

- Liver is normal in size (~ 147 mm) and has a normal homogenous echo texture.
- No obvious focal lesion is seen. The intra-hepatic biliary radicles are normal.
- Portal vein is normal in caliber.

##### GALL BLADDER & CBD

- The gall bladder is normal in size and has regular walls. Lumen of the gall bladder is anechoic. No wall thickening or pericholecystic fluid noted.
- Visualised proximal common bile duct is normal in caliber.

##### PANCREAS

- The pancreas is normal in size and shape and has a normal homogenous echotexture. Pancreatic duct is not dilated.

##### KIDNEYS

- Both the kidneys are normal in size and echotexture.
- The collecting system of both the kidneys is normal and cortico-medullary demarcation is clear.

##### SPLEEN

- The spleen is normal in size and has a normal homogenous echo-texture.

##### LYMPH NODES

- No significant lymph node noted.

##### URINARY BLADDER

- Urinary bladder is well distended. Bladder wall is normal in thickness and is regular.







# CHANDAN DIAGNOSTIC CENTRE

Add: Indra Deep Complex, Sanjay Gandhi Puram, Faizabad Road, Indira Nagar  
Ph: 7706041643,7706041644  
CIN : U85196UP1992PLC014075



Patient Name	: Mr.SHIVAM GUPTA-41594	Registered On	: 30/Jul/2023 09:12:29
Age/Gender	: 29 Y 3 M 30 D /M	Collected	: N/A
UHID/MR NO	: IDCD.0000180760	Received	: N/A
Visit ID	: IDCD0189422324	Reported	: 30/Jul/2023 10:09:33
Ref Doctor	: Dr.Mediwheel - Arcofemi Health Care Ltd.	Status	: Final Report

## DEPARTMENT OF ULTRASOUND

### MEDIWHEEL BANK OF BARODA MALE & FEMALE BELOW 40 YRS

#### PROSTATE

- Prostate is normal in size & measures ~ 14.4 grams.

#### IMPRESSION

- NO SIGNIFICANT SONOLOGICAL ABNORMALITY SEEN

Report prepared by- shanaya

Dr. Anil Kumar Verma

MBBS, DMRD

(This report is a professional opinion & not a diagnosis. Kindly intimate us immediately or within 7 days for any reporting / typing error or any query regarding sonographic correlation of clinical findings)

\*\*\* End Of Report \*\*\*

(\*\*) Test Performed at Chandan Speciality Lab.

Result/s to Follow:  
ECG/EKG



Dr. Anil Kumar Verma  
(MBBS, DMRD)

This report is not for medico legal purpose. If clinical correlation is not established, kindly repeat the test at no additional cost within seven days.

Facilities: Pathology, Bedside Sample Collection, Health Check-ups, Digital X-Ray, ECG (Bedside also), Allergy Testing, Test And Health Check-ups, Ultrasonography, Sonomammography, Bone Mineral Density (BMD), Doppler Studies, 2D Echo, CT Scan, MRI, Blood Bank, TMT, EEG, PFT, OPG, Endoscopy, Digital Mammography, Electromyography (EMG), Nerve Condition Velocity (NCV), Audiometry, Brainstem Evoked Response Audiometry (BERA), Colonoscopy, Ambulance Services, Online Booking Facilities for Diagnostics, Online Report Viewing \*  
365 Days Open \*Facilities Available at Select Location




भारत सरकार  
Government of India

शिवम गुप्ता  
Shivam Gupta  
जन्म तिथि / DOB : 31/03/1994  
पुरुष / MALE

9531 8443 0557

मेरा आधार, मेरी पहचान



Shivam  
7651834557

Attested  
Chandan  
Diagnostic  
30/07/23



**Fwd: Health Check up Booking Confirmed Request(bobE41594),Package Code-PKG1000238, Beneficiary Code-78415**

1 message

Shivam Gupta <shivamguptaecejuet@gmail.com>  
To: "idc.indranagar@gmail.com" <idc.indranagar@gmail.com>

Sun, Jul 30, 2023 at 9:08 AM

----- Forwarded message -----

From: **Mediwheel** <wellness@mediwheel.in>  
Date: Mon, 3 Jul 2023, 17:41  
Subject: Health Check up Booking Confirmed Request(bobE41594),Package Code-PKG1000238, Beneficiary Code-78415  
To: <shivamguptaecejuet@gmail.com>  
Cc: <customercare@mediwheel.in>



**Mediwheel**  
...Your wellness partner



011-41195959

Email:wellness@mediwheel.in

Dear **Shivam Gupta**,

Please find the confirmation for following request.

**Booking Date** : 03-07-2023  
**Package Name** : Full Body Health Checkup Male Below 40  
**Name of Diagnostic/Hospital** : Chandan Healthcare Limited  
**Address of Diagnostic/Hospital** : Indradeep Comlex, Sanjay Gandhi Puram  
**Contact Details** : 9918101664  
**City** : Lucknow  
**State** : Uttar Pradesh  
**Pincode** : 226016  
**Appointment Date** : 30-07-2023  
**Confirmation Status** : Confirmed  
**Preferred Time** : 8:00am-8:30am  
**Comment** : APPOINTMENT TIME 8:30AM

**Instructions to undergo Health Check:**

1. Please ensure you are on complete fasting for 10-To-12-Hours prior to check.
2. During fasting time do not take any kind of medication, alcohol, cigarettes, tobacco or any other liquids (except Water) in the morning.
3. Bring urine sample in a container if possible (containers are available at the Health Check centre).
4. Please bring all your medical prescriptions and previous health medical records with you.
5. Kindly inform the health check reception in case if you have a history of diabetes and cardiac problems.