



ভারতীয় বিশিষ্ট পরিচয় প্রাধিকরণ

ভারত সরকার

Unique Identification Authority of India

Government of India

তালিকাভুক্তির আইডি / Enrollment No. : 1040/20439/65042

To
Rhitabrita Chakraborty
ঋতব্রতা চক্রবর্তী

02/04/2014

sreebardhan pally
B H ROAD Joka (CT)
JOKA
Kolkata (MC)
R.C. Thakurani, Kolkata
West Bengal - 700104
9231606819



KL852630471FT
85263047



আপনার আধার সংখ্যা / Your Aadhaar No. :

4286 4371 3266

আধার - সাধারণ মানুষের অধিকার



ভারত সরকার

Government of India



ঋতব্রতা চক্রবর্তী
Rhitabrita Chakraborty
পিতা : তিমির বিজয় চক্রবর্তী
Father : Timir Bejoy Chakraborty

জন্মতারিখ/DOB: 06/07/1992
মহিলা / Female

4286 4371 3266



আধার - সাধারণ মানুষের অধিকার

@Ry

To,

The Coordinator,
Mediwheel (Arcofemi Healthcare Limited)
Helpline number: 011- 41195959

Dear Sir / Madam,

Sub: Annual Health Checkup for the employees of Bank of Baroda

This is to inform you that the following spouse of our employee wishes to avail the facility of Cashless Annual Health Checkup provided by you in terms of our agreement.

PARTICULARS OF HEALTH CHECK UP BENEFICIARY	
NAME	RHITABRITA CHAKRABORTY
DATE OF BIRTH	06-07-1992
PROPOSED DATE OF HEALTH CHECKUP FOR EMPLOYEE SPOUSE	07-08-2021
BOOKING REFERENCE NO.	21S118409100001586S
SPOUSE DETAILS	
EMPLOYEE NAME	MR. GANGULY SUBHAJIT
EMPLOYEE EC NO.	118409
EMPLOYEE DESIGNATION	CREDIT
EMPLOYEE PLACE OF WORK	KOLKATA,GHUGHU DANGA
EMPLOYEE BIRTHDATE	31-12-1989

This letter of approval / recommendation is valid if submitted along with copy of the Bank of Baroda employee id card. This approval is valid from **28-07-2021** till **31-03-2022**. The list of medical tests to be conducted is provided in the annexure to this letter. Please note that the said health checkup is a **cashless facility** as per our tie up arrangement. We request you to attend to the health checkup requirement of our employee's spouse and accord your top priority and best resources in this regard. The EC Number and the booking reference number as given in the above table shall be mentioned in the invoice, invariably.

We solicit your co-operation in this regard.

Yours faithfully,



Sd/-

Chief General Manager
HRM Department
Bank of Baroda

(Note: This is a computer generated letter. No Signature required. For any clarification, please contact Mediwheel (Arcofemi Healthcare Limited))



31 Aug 2021 10:47:43 am
Satchasi Para



REDMI NOTE 6 PRO
MI DUAL CAMERA

2021/8/31 12:27

Patient Name: Ms. RHITABRITA CHAKRABORTY 29/F

Resting ECG Report

August 31, 2021

QT / QTc: 0.492 / 0.510 Sec

PR Interval: 0.14 sec

RR Interval: 0.93 sec

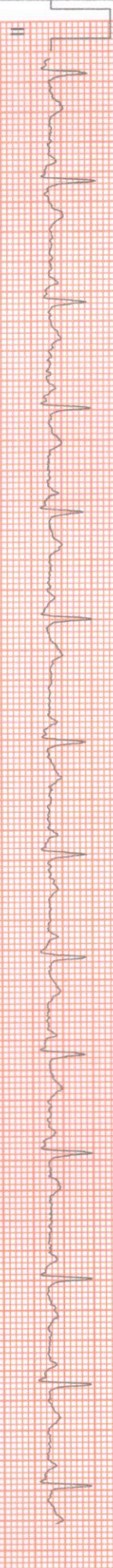
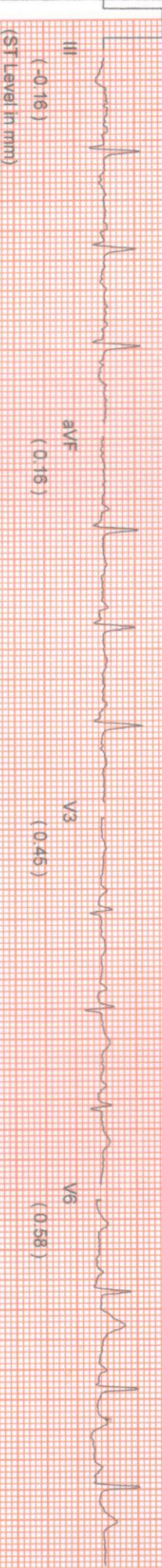
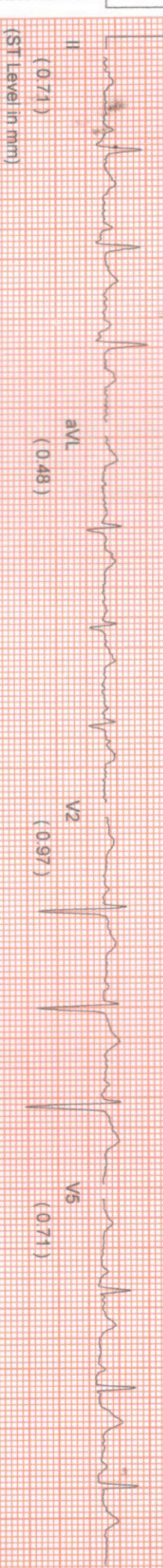
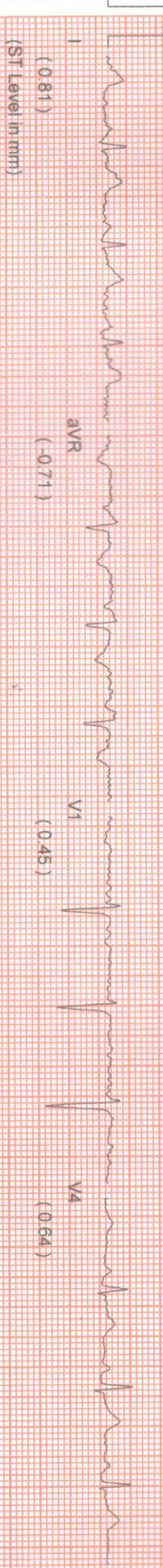
HR: 64 bpm

BP: 110 / 70 mmHg

Time: 12:05:34

P-QRS-T Axis (32)-(62)-(17) deg

QRS Duration: 0.108 Sec



Comments :-

Rdy


NAME: MRS. RHITABRITA CHAKRABORTY	MR NO: FSIN-0000	DATE : 31.08.2021
AGE: 29YRS.	SEX:FEMALE	REF BY: SELF(CORPORATE)

ECG REPORT

HR : 64 b/min
AXIS : NORMAL
RHYTHM : SINUS
PR INTERVAL : 0.14 sec
QT INTERVAL : 0.510 sec
QRS DURATION : 0.108 sec
T-WAVE : NORMAL

IMPRESSION:

- RESTING ECG IS WITHIN NORMAL LIMITS.



Dr. SIDDHARTHA KUNDU
MBBS (Cal), PGDCC, CCEBDM
Clinical Cardiologist
Ex Sr Resident, Cardiology Dept
B.R Singh Hospital, Eastern Railway



NAME: MRS. RHITABRITA CHAKRABORTY	AGE: 29YRS	SEX:FEMALE
REF BY: SELF(CORPORATE)	MR NO:FSIN-0000	DATE:31/08/2021

ULTRASOUND OF WHOLE ABDOMEN

LIVER: Liver is **Enlarged** in size (**16.01cm**) normal in shape outline and echotexture. The intrahepatic tubular structures are normal. No focal area of alterea echogenicity is noted. The porta hepatis is normal. The common bile duct measures (**4mm**) in diameter. The portal vein measures (**9mm**) at porta.

GALL BLADDER: Gall bladder is distended .Wall is normal. No calculus or mass is seen within the gall bladder.

SPLEEN: It is normal in size (**8.27cm**), Shape, Outline and echotexture. No parenchymal lesion is noted.

PANCREAS: It is normal in size, Shape, Outline and echotexture. Pancreatic duct is not dilated.

RIGHT KIDNEY: kidney are normal in position, size, shape, outline and echotexture.The cortico medullary differentiation is maintained. No calculus or hydronephrosis is seen.

RIGHT KIDNEY: measures – (**10.79cm**).

LEFT KIDNEY: kidney are normal in position, size, shape, outline and echotexture. The cortico medullary differentiation is maintained. No calculus or hydronephrosis is seen.

LEFT KIDNEY: measures –(**10.45cm**).

URINARY BLADDER: It is well distended with normal wall thickness. No calculus or mass is seen within the urinary bladder.

UTERUS: It is normal in size, shape and echotexture. It is anteverted. No SOL is seen in the myometrium. Uterine cavity is empty.Uterus measures- (**6.54cmX2.24cmX3.47cm**). Endometrial thickness is normal measures- **0.40cm**

RIGHT OVARIES- They are normal in size, shape ,outline and echotexture. measures-(**2.93cmX1.61cmX2.93cm**). Vol- **7.21 ml**

LEFT OVARIES- They are normal in size, shape ,outline and echotexture. measures-(**2.46cmX1.92cmX2.12cm**). Vol- **5.26 ml**

NAME: MRS. RHITABRITA CHAKRABORTY	AGE: 29YRS	SEX:FEMALE
REF BY: SELF(CORPORATE)	MR NO:FSIN-0000	DATE:31/08/2021

IMPRESSION:

- HEPATOMEGALLY.
- BILATERAL POLYCYSTIC OVARY.



DR.A.K.ROY

M.B.B.S, Dip BMSc, DTM&H (Cal)
Certificate on CEBT Abdomino Pelvic, USG(WBHSU)

APOLLO CLINIC @ OM TOWER
Opp. of Rabindra Bharati University
Licensee : Satyam Credit Pvt. Ltd.
36C, B. T. Road, Kolkata - 700 002
E-mail : sinthimor@theapolloclinic.com
satyamcreditpvtltd@gmail.com



033 2556 3333



033 2556 5555



+91 98521 66666



+91 74392 97827

DEPARTMENT OF RADIOLOGY X-RAY OF CHEST (PA) VIEW

MR. NO- FSIN.0000000

SEX-FEMALE

NAME: -MRS. RHITABRITA CHAKRABORTY

EXAMINATION DATE- 31/08/2021

AGE- 29 YRS

REPORT DATE- 31/08/2021

REF DR.: -SELF

FINDINGS:

- Bilateral lung fields are clear.
- Tracheal shadow is in the midline.
- Bilateral CP angle are clear
- Both hila appear normal .
- CTR appears normal .
- No definite bone fracture is noted.


DR. ARNAB MANDAL

MD, Physician, PGDUS (Delhi) CEPT-USG (WBUHS KOLKATA)
Fellow of Jefferson Ultrasound Radiology and Education Institute
Philadelphia Ex-Radiology Resident (S.E.Railway)
Regd.No:72022(WBMC)

APOLLO CLINIC @ OM TOWER
Opp. of Rabindra Bharati University

Licensee : Satyam Credit Pvt. Ltd.

36C, B. T. Road, Kolkata - 700 002

E-mail : sinthimor@theapolloclinic.com

satyamcreditpvtltd@gmail.com



033 2556 3333



033 2556 5555



+91 98521 66666



+91 74392 97827