

Patient Name : Mr.LOKNATH DIDLA	Collected : 12/Aug/2023 08:21AM
Age/Gender : 26 Y 2 M 9 D/M	Received : 12/Aug/2023 10:12AM
UHID/MR No : CKON.0000414494	Reported : 12/Aug/2023 10:27AM
Visit ID : CKONOPV596440	Status : Final Report
Ref Doctor : Dr.SELF	Sponsor Name : ARCOFEMI HEALTHCARE LIMITED
Emp/Auth/TPA ID : 183314	

**DEPARTMENT OF HAEMATOLOGY**

**ARCOFEMI - MEDIWHEEL - FULL BODY ANNUAL PLUS MALE - 2D ECHO - PAN INDIA - FY2324**

Test Name	Result	Unit	Bio. Ref. Range	Method
-----------	--------	------	-----------------	--------

**HEMOGRAM , WHOLE BLOOD EDTA**

<b>HAEMOGLOBIN</b>	16.2	g/dL	13-17	Spectrophotometer
PCV	49.30	%	40-50	Electronic pulse & Calculation
<b>RBC COUNT</b>	<b>5.56</b>	Million/cu.mm	4.5-5.5	Electrical Impedence
MCV	89	fL	83-101	Calculated
MCH	29.2	pg	27-32	Calculated
MCHC	33	g/dL	31.5-34.5	Calculated
R.D.W	11.7	%	11.6-14	Calculated
<b>TOTAL LEUCOCYTE COUNT (TLC)</b>	5,500	cells/cu.mm	4000-10000	Electrical Impedence

**DIFFERENTIAL LEUCOCYTIC COUNT (DLC)**

NEUTROPHILS	57	%	40-80	Electrical Impedence
LYMPHOCYTES	35	%	20-40	Electrical Impedence
EOSINOPHILS	03	%	1-6	Electrical Impedence
MONOCYTES	05	%	2-10	Electrical Impedence
BASOPHILS	00	%	<1-2	Electrical Impedence

**ABSOLUTE LEUCOCYTE COUNT**

NEUTROPHILS	3135	Cells/cu.mm	2000-7000	Electrical Impedence
LYMPHOCYTES	1925	Cells/cu.mm	1000-3000	Electrical Impedence
EOSINOPHILS	165	Cells/cu.mm	20-500	Electrical Impedence
MONOCYTES	275	Cells/cu.mm	200-1000	Electrical Impedence

<b>PLATELET COUNT</b>	259000	cells/cu.mm	150000-410000	Electrical impedence
-----------------------	--------	-------------	---------------	----------------------

<b>ERYTHROCYTE SEDIMENTATION RATE (ESR)</b>	05	mm at the end of 1 hour	0-15	Modified Westergren
---	----	-------------------------	------	---------------------

<b>PERIPHERAL SMEAR</b>				
-------------------------	--	--	--	--

RBC :Normocytic Normochromic.

WBC : TLC and DLC Within normal limits.

PLATELETS :Adequate on the smear

SIN No:BED230190402

**Apollo Health and Lifestyle Limited** (CIN - U85110TG2000PLC115819)

Regd. Office: 1-10-60/62, Ashoka Raghupathi Chambers, 5th Floor, Begumpet, Hyderabad, Telangana - 500 016 | www.apollohl.com | Email ID: enquiry@apollohl.com, Ph No: 040-4904 7777, Fax No: 4904 7744

**APOLLO CLINICS NETWORK**

Telangana: Hyderabad (AS Rao Nagar | Chanda Nagar | Kondapur | Nallakunta | Nizampet | Manikonda | Uppal) | Andhra Pradesh: Vizag (Seethamma Peta) | Karnataka: Bangalore (Basavanagudi | Bellandur | Electronics City | Fraser Town | HSR Layout | Indira Nagar | JP Nagar | Kundalahalli | Koramangala | Sarjapur Road) | Mysore (VV Mohalla) | Tamilnadu: Chennai (Annanagar | Kotturpuram | Mogappair | T Nagar | Valasaravakkam | Velachery) | Maharashtra: Pune (Aundh | Nigdi Pradhikaran | Viman Nagar | Wanowrie) | Uttar Pradesh: Ghaziabad (Indrapuram) | Gujarat: Ahmedabad (Satellite) | Punjab: Amritsar (Court Road) | Haryana: Faridabad (Railway Station Road)

Address: The Apollo Medical Centre, 2, 20/6/A, Kothaguda X Roads, Kondapur, Hyderabad, Telangana, India - 500032



Patient Name : Mr.LOKNATH DIDLA	Collected : 12/Aug/2023 08:21AM
Age/Gender : 26 Y 2 M 9 D/M	Received : 12/Aug/2023 10:12AM
UHID/MR No : CKON.0000414494	Reported : 12/Aug/2023 12:07PM
Visit ID : CKONOPV596440	Status : Final Report
Ref Doctor : Dr.SELF	Sponsor Name : ARCOFEMI HEALTHCARE LIMITED
Emp/Auth/TPA ID : 183314	

**DEPARTMENT OF HAEMATOLOGY**

**ARCOFEMI - MEDIWHEEL - FULL BODY ANNUAL PLUS MALE - 2D ECHO - PAN INDIA - FY2324**

Test Name	Result	Unit	Bio. Ref. Range	Method
-----------	--------	------	-----------------	--------

<b>BLOOD GROUP ABO AND RH FACTOR , WHOLE BLOOD EDTA</b>				
BLOOD GROUP TYPE	O			Forward & Reverse Grouping with Slide/Tube Aggluti
Rh TYPE	POSITIVE			Forward & Reverse Grouping with Slide/Tube Agglutination

SIN No:BED230190402

**Apollo Health and Lifestyle Limited** (CIN - U85110TG2000PLC115819)

Regd. Office: 1-10-60/62, Ashoka Raghupathi Chambers, 5th Floor, Begumpet, Hyderabad, Telangana - 500 016 | www.apollohl.com | Email ID: enquiry@apollohl.com, Ph No: 040-4904 7777, Fax No: 4904 7744

**APOLLO CLINICS NETWORK**

Telangana: Hyderabad (AS Rao Nagar | Chanda Nagar | Kondapur | Nallakunta | Nizampet | Manikonda | Uppal) | Andhra Pradesh: Vizag (Seethamma Peta) | Karnataka: Bangalore (Basavanagudi | Bellandur | Electronics City | Fraser Town | HSR Layout | Indira Nagar | JP Nagar | Kundalahalli | Koramangala | Sarjapur Road) | Mysore (VV Mohalla) | Tamilnadu: Chennai (Annanagar | Kotturpuram | Mogappair | T Nagar | Valasaravakkam | Velachery) | Maharashtra: Pune (Aundh | Nigdi Pradhikaran | Viman Nagar | Wanowrie) | Uttar Pradesh: Ghaziabad (Indrapuram) | Gujarat: Ahmedabad (Satellite) | Punjab: Amritsar (Court Road) | Haryana: Faridabad (Railway Station Road)

Address:  
The Apollo Medical Centre, 2-20/6/A, Kothaguda X Roads, Kondapur,  
Hyderabad, Telangana, India - 500032



**1860 500 7788**  
www.apolloclinic.com

Patient Name : Mr.LOKNATH DIDLA	Collected : 12/Aug/2023 12:09PM
Age/Gender : 26 Y 2 M 9 D/M	Received : 12/Aug/2023 01:47PM
UHID/MR No : CKON.0000414494	Reported : 12/Aug/2023 02:12PM
Visit ID : CKONOPV596440	Status : Final Report
Ref Doctor : Dr.SELF	Sponsor Name : ARCOFEMI HEALTHCARE LIMITED
Emp/Auth/TPA ID : 183314	

**DEPARTMENT OF BIOCHEMISTRY**

**ARCOFEMI - MEDIWHEEL - FULL BODY ANNUAL PLUS MALE - 2D ECHO - PAN INDIA - FY2324**

Test Name	Result	Unit	Bio. Ref. Range	Method
-----------	--------	------	-----------------	--------

<b>GLUCOSE, FASTING , NAF PLASMA</b>	91	mg/dL	70-100	GOD - POD
--------------------------------------	----	-------	--------	-----------

**Comment:**

As per American Diabetes Guidelines

Fasting Glucose Values in mg/d L	Interpretation
<100 mg/dL	Normal
100-125 mg/dL	Prediabetes
≥126 mg/dL	Diabetes

<b>GLUCOSE, POST PRANDIAL (PP), 2 HOURS , SODIUM FLUORIDE PLASMA (2 HR)</b>	81	mg/dL	70-140	GOD - POD
---	----	-------	--------	-----------

Post Prandial blood sugar is less than Fasting level due to the following causes. Inappropriate Insulin release. Post absorptive hypoglycemia Please ensure that you had taken adequate meal after giving fasting sample. Please provide clinical details.

**Comment:**

It is recommended that FBS and PPBS should be interpreted with respect to their Biological reference ranges and not with each other.

Conditions which may lead to lower postprandial glucose levels as compared to fasting glucose levels may be due to reactive hypoglycemia, dietary meal content, duration or timing of sampling after food digestion and absorption, medications such as insulin preparations, sulfonylureas, amylin analogues, or conditions such as overproduction of insulin.

Ref: Marks medical biochemistry and clinical approach



Patient Name : Mr.LOKNATH DIDLA	Collected : 12/Aug/2023 08:21AM
Age/Gender : 26 Y 2 M 9 D/M	Received : 12/Aug/2023 12:24PM
UHID/MR No : CKON.0000414494	Reported : 12/Aug/2023 01:07PM
Visit ID : CKONOPV596440	Status : Final Report
Ref Doctor : Dr.SELF	Sponsor Name : ARCOFEMI HEALTHCARE LIMITED
Emp/Auth/TPA ID : 183314	

**DEPARTMENT OF BIOCHEMISTRY**

**ARCOFEMI - MEDIWHEEL - FULL BODY ANNUAL PLUS MALE - 2D ECHO - PAN INDIA - FY2324**

Test Name	Result	Unit	Bio. Ref. Range	Method
-----------	--------	------	-----------------	--------

<b>HBA1C, GLYCATED HEMOGLOBIN ,</b> <i>WHOLE BLOOD EDTA</i>	5.1	%		HPLC
<b>ESTIMATED AVERAGE GLUCOSE (eAG) ,</b> <i>WHOLE BLOOD EDTA</i>	100	mg/dL		Calculated

**Comment:**

Reference Range as per American Diabetes Association (ADA):

REFERENCE GROUP	HBA1C IN %
NON DIABETIC ADULTS >18 YEARS	<5.7
AT RISK (PREDIABETES)	5.7 – 6.4
DIAGNOSING DIABETES	≥ 6.5
DIABETICS	
· EXCELLENT CONTROL	6 – 7
· FAIR TO GOOD CONTROL	7 – 8
· UNSATISFACTORY CONTROL	8 – 10
· POOR CONTROL	>10

Note: Dietary preparation or fasting is not required.

1. A1C test should be performed at least two times a year in patients who are meeting treatment goals (and who have stable glycemic control).
2. Lowering A1C to below or around 7% has been shown to reduce microvascular and neuropathic complications of type 1 and type 2 diabetes. When mean annual HbA1c is <1.1 times ULN (upper limit of normal), renal and retinal complications are rare, but complications occur in >70% of cases when HbA1c is >1.7 times ULN.
3. Falsely low HbA1c (below 4%) may be observed in patients with clinical conditions that shorten erythrocyte life span or decrease mean erythrocyte age. HbA1c may not accurately reflect glycemic control when clinical conditions that affect erythrocyte survival are present. Fructosamine may be used as an alternate measurement of glycemic control

Patient Name : Mr.LOKNATH DIDLA	Collected : 12/Aug/2023 08:21AM
Age/Gender : 26 Y 2 M 9 D/M	Received : 12/Aug/2023 12:24PM
UHID/MR No : CKON.0000414494	Reported : 12/Aug/2023 01:07PM
Visit ID : CKONOPV596440	Status : Final Report
Ref Doctor : Dr.SELF	Sponsor Name : ARCOFEMI HEALTHCARE LIMITED
Emp/Auth/TPA ID : 183314	

DEPARTMENT OF BIOCHEMISTRY

ARCOFEMI - MEDIWHEEL - FULL BODY ANNUAL PLUS MALE - 2D ECHO - PAN INDIA - FY2324

Test Name	Result	Unit	Bio. Ref. Range	Method
-----------	--------	------	-----------------	--------

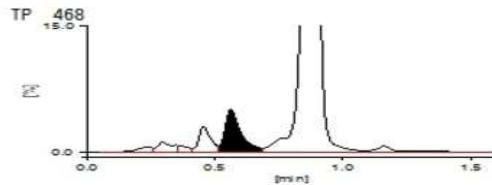
Chromatogram Report

HLC72368 V5.28.1 2023-08-12 12:46:37  
 ID EDT230074228  
 Sample No. 08120072 SL 0001 - 07  
 Patient ID  
 Name  
 Comment

Y = 1.1210X + 0.7280			
GALIB Name	%	Time	Area
A1A	0.4	0.23	5.25
A1B	0.8	0.30	9.88
F	0.4	0.36	4.81
LA1C+	1.7	0.45	20.22
SA1C	5.1	0.56	45.81
A0	93.1	0.87	1094.36
H-V0			
H-V1			
H-V2			

Total Area 1180.33

**HbA1c 5.1 %** **IFCC 32 mmol/mol**  
 HbA1 6.4 % HbF 0.4 %



SIN No:EDT230074228

Apollo Health and Lifestyle Limited  
 This test has been performed at Apollo Health & Lifestyle Ltd, Global Reference Laboratory, Hyderabad

Regd. Office: 1-10-60/62, Ashoka Raghupathi Chambers, 5th Floor, Begumpet, Hyderabad, Telangana - 500 016 |  
 www.apollohl.com | Email ID: enquiry@apollohl.com, Ph No: 040-4904 7777, Fax No: 4904 7744

The Apollo Medical Centre, 2-29/6A, Kothaguda X Roads, Kondapur,  
 Hyderabad, Telangana, India - 500032



APOLLO CLINICS NETWORK

Telangana: Hyderabad (AS Rao Nagar | Chanda Nagar | Kondapur | Nallakunta | Nizampet | Manikonda | Uppal) | Andhra Pradesh: Vizag (Seethamma Peta) | Karnataka: Bangalore (Basavanagudi | Bellandur | Electronics City | Fraser Town | HSR Layout | Indira Nagar | JP Nagar | Kundalahalli | Koramangala | Sarjapur Road) | Mysore (VV Mohalla) | Tamil Nadu: Chennai (Annanagar | Kotturpuram | Mogappair | T Nagar | Valasaravakkam | Velachery) | Maharashtra: Pune (Aundh | Nigdi Pradhikaran | Viman Nagar | Wanowrie) | Uttar Pradesh: Ghaziabad (Indrapuram) | Gujarat: Ahmedabad (Satellite) | Punjab: Amritsar (Court Road) | Haryana: Faridabad (Railway Station Road)



Patient Name : Mr.LOKNATH DIDLA	Collected : 12/Aug/2023 08:21AM
Age/Gender : 26 Y 2 M 9 D/M	Received : 12/Aug/2023 10:12AM
UHID/MR No : CKON.0000414494	Reported : 12/Aug/2023 10:54AM
Visit ID : CKONOPV596440	Status : Final Report
Ref Doctor : Dr.SELF	Sponsor Name : ARCOFEMI HEALTHCARE LIMITED
Emp/Auth/TPA ID : 183314	

**DEPARTMENT OF BIOCHEMISTRY**

**ARCOFEMI - MEDIWHEEL - FULL BODY ANNUAL PLUS MALE - 2D ECHO - PAN INDIA - FY2324**

Test Name	Result	Unit	Bio. Ref. Range	Method
-----------	--------	------	-----------------	--------

LIPID PROFILE , SERUM				
TOTAL CHOLESTEROL	171	mg/dL	<200	CHE/CHO/POD
TRIGLYCERIDES	98	mg/dL	<150	Enzymatic
HDL CHOLESTEROL	47	mg/dL	>40	CHE/CHO/POD
NON-HDL CHOLESTEROL	124	mg/dL	<130	Calculated
LDL CHOLESTEROL	<b>104.4</b>	mg/dL	<100	Calculated
VLDL CHOLESTEROL	19.6	mg/dL	<30	Calculated
CHOL / HDL RATIO	3.64		0-4.97	Calculated

**Comment:**

Reference Interval as per National Cholesterol Education Program (NCEP) Adult Treatment Panel III Report.

	Desirable	Borderline High	High	Very High
TOTAL CHOLESTEROL	< 200	200 - 239	≥ 240	
TRIGLYCERIDES	<150	150 - 199	200 - 499	≥ 500
LDL	Optimal < 100 Near Optimal 100-129	130 - 159	160 - 189	≥ 190
HDL	≥ 60			
NON-HDL CHOLESTEROL	Optimal <130; Above Optimal 130-159	160-189	190-219	>220

Measurements in the same patient can show physiological and analytical variations.

NCEP ATP III identifies non-HDL cholesterol as a secondary target of therapy in persons with high triglycerides.



Patient Name : Mr.LOKNATH DIDLA	Collected : 12/Aug/2023 08:21AM
Age/Gender : 26 Y 2 M 9 D/M	Received : 12/Aug/2023 10:12AM
UHID/MR No : CKON.0000414494	Reported : 12/Aug/2023 11:00AM
Visit ID : CKONOPV596440	Status : Final Report
Ref Doctor : Dr.SELF	Sponsor Name : ARCOFEMI HEALTHCARE LIMITED
Emp/Auth/TPA ID : 183314	

**DEPARTMENT OF BIOCHEMISTRY**

**ARCOFEMI - MEDIWHEEL - FULL BODY ANNUAL PLUS MALE - 2D ECHO - PAN INDIA - FY2324**

Test Name	Result	Unit	Bio. Ref. Range	Method
-----------	--------	------	-----------------	--------

LIVER FUNCTION TEST (LFT) , SERUM				
BILIRUBIN, TOTAL	1.00	mg/dL	0.20-1.20	DIAZO METHOD
BILIRUBIN CONJUGATED (DIRECT)	0.20	mg/dL	0.0-0.3	Calculated
BILIRUBIN (INDIRECT)	0.80	mg/dL	0.0-1.1	Dual Wavelength
ALANINE AMINOTRANSFERASE (ALT/SGPT)	21	U/L	<50	Visible with P-5-P
ASPARTATE AMINOTRANSFERASE (AST/SGOT)	23.0	U/L	17-59	UV with P-5-P
ALKALINE PHOSPHATASE	67.00	U/L	38-126	p-nitrophenyl phosphate
PROTEIN, TOTAL	6.90	g/dL	6.3-8.2	Biuret
ALBUMIN	4.30	g/dL	3.5 - 5	Bromocresol Green
GLOBULIN	2.60	g/dL	2.0-3.5	Calculated
A/G RATIO	1.65		0.9-2.0	Calculated

SIN No:SE04449663

**Apollo Health and Lifestyle Limited** (CIN - U85110TG2000PLC115819)

Regd. Office: 1-10-60/62, Ashoka Raghupathi Chambers, 5th Floor, Begumpet, Hyderabad, Telangana - 500 016 | www.apollohl.com | Email ID: enquiry@apollohl.com, Ph No: 040-4904 7777, Fax No: 4904 7744

APOLLO CLINICS NETWORK

Telangana: Hyderabad (AS Rao Nagar | Chanda Nagar | Kondapur | Nallakunta | Nizampet | Manikonda | Uppal) Andhra Pradesh: Vizag (Seethamma Peta) Karnataka: Bangalore (Basavanagudi | Bellandur | Electronics City | Fraser Town | HSR Layout | Indira Nagar | JP Nagar | Kundalahalli | Koramangala | Sarjapur Road) Mysore (VV Mohalla) Tamilnadu: Chennai (Annanagar | Kotturpuram | Mogappair | T Nagar | Valasaravakkam | Velachery) Maharashtra: Pune (Aundh | Nigdi Pradhikaran | Viman Nagar | Wanowrie) Uttar Pradesh: Ghaziabad (Indrapuram) Gujarat: Ahmedabad (Satellite) Punjab: Amritsar (Court Road) Haryana: Faridabad (Railway Station Road)

Address:  
The Apollo Medical Centre, 2, 20/6/A, Kothaguda X Roads, Kondapur,  
Hyderabad, Telangana, India - 500032



Patient Name : Mr.LOKNATH DIDLA	Collected : 12/Aug/2023 08:21AM
Age/Gender : 26 Y 2 M 9 D/M	Received : 12/Aug/2023 10:12AM
UHID/MR No : CKON.0000414494	Reported : 12/Aug/2023 12:31PM
Visit ID : CKONOPV596440	Status : Final Report
Ref Doctor : Dr.SELF	Sponsor Name : ARCOFEMI HEALTHCARE LIMITED
Emp/Auth/TPA ID : 183314	

**DEPARTMENT OF BIOCHEMISTRY**

**ARCOFEMI - MEDIWHEEL - FULL BODY ANNUAL PLUS MALE - 2D ECHO - PAN INDIA - FY2324**

Test Name	Result	Unit	Bio. Ref. Range	Method
-----------	--------	------	-----------------	--------

**RENAL PROFILE/KIDNEY FUNCTION TEST (RFT/KFT) , SERUM**

CREATININE	0.80	mg/dL	0.66-1.25	Creatinine amidohydrolase
UREA	<b>14.90</b>	mg/dL	19-43	Urease
BLOOD UREA NITROGEN	<b>7.0</b>	mg/dL	8.0 - 23.0	Calculated
URIC ACID	4.30	mg/dL	3.5-8.5	Uricase
CALCIUM	10.20	mg/dL	8.4 - 10.2	Arsenazo-III
PHOSPHORUS, INORGANIC	4.00	mg/dL	2.5-4.5	PMA Phenol
SODIUM	142	mmol/L	135-145	Direct ISE
POTASSIUM	4.4	mmol/L	3.5-5.1	Direct ISE
CHLORIDE	101	mmol/L	98 - 107	Direct ISE





Patient Name : Mr.LOKNATH DIDLA	Collected : 12/Aug/2023 08:21AM
Age/Gender : 26 Y 2 M 9 D/M	Received : 12/Aug/2023 10:12AM
UHID/MR No : CKON.0000414494	Reported : 12/Aug/2023 10:54AM
Visit ID : CKONOPV596440	Status : Final Report
Ref Doctor : Dr.SELF	Sponsor Name : ARCOFEMI HEALTHCARE LIMITED
Emp/Auth/TPA ID : 183314	

**DEPARTMENT OF BIOCHEMISTRY**

**ARCOFEMI - MEDIWHEEL - FULL BODY ANNUAL PLUS MALE - 2D ECHO - PAN INDIA - FY2324**

Test Name	Result	Unit	Bio. Ref. Range	Method
<b>GAMMA GLUTAMYL TRANSPEPTIDASE (GGT) , SERUM</b>	26.00	U/L	15-73	Glycylglycine Nitoranalide

SIN No:SE04449663

**Apollo Health and Lifestyle Limited** (CIN - U85110TG2000PLC115819)

Regd. Office: 1-10-60/62, Ashoka Raghupathi Chambers, 5th Floor, Begumpet, Hyderabad, Telangana - 500 016 | www.apollohl.com | Email ID: enquiry@apollohl.com, Ph No: 040-4904 7777, Fax No: 4904 7744

**APOLLO CLINICS NETWORK**

Telangana: Hyderabad (AS Rao Nagar | Chanda Nagar | Kondapur | Nallakunta | Nizampet | Manikonda | Uppal) | Andhra Pradesh: Vizag (Seethamma Peta) | Karnataka: Bangalore (Basavanagudi | Bellandur | Electronics City | Fraser Town | HSR Layout | Indira Nagar | JP Nagar | Kundalahalli | Koramangala | Sarjapur Road) | Mysore (VV Mohalla) | Tamilnadu: Chennai (Annanagar | Kotturpuram | Mogappair | T Nagar | Valasaravakkam | Velachery) | Maharashtra: Pune (Aundh | Nigdi Pradhikaran | Viman Nagar | Wanowrie) | Uttar Pradesh: Ghaziabad (Indrapuram) | Gujarat: Ahmedabad (Satellite) | Punjab: Amritsar (Court Road) | Haryana: Faridabad (Railway Station Road)

Address:  
The Apollo Medical Centre, 2-20/6/A, Kothaguda X Roads, Kondapur,  
Hyderabad, Telangana, India - 500032



Patient Name : Mr.LOKNATH DIDLA	Collected : 12/Aug/2023 08:21AM
Age/Gender : 26 Y 2 M 9 D/M	Received : 12/Aug/2023 10:12AM
UHID/MR No : CKON.0000414494	Reported : 12/Aug/2023 10:47AM
Visit ID : CKONOPV596440	Status : Final Report
Ref Doctor : Dr.SELF	Sponsor Name : ARCOFEMI HEALTHCARE LIMITED
Emp/Auth/TPA ID : 183314	

**DEPARTMENT OF IMMUNOLOGY**

**ARCOFEMI - MEDIWHEEL - FULL BODY ANNUAL PLUS MALE - 2D ECHO - PAN INDIA - FY2324**

Test Name	Result	Unit	Bio. Ref. Range	Method
-----------	--------	------	-----------------	--------

**THYROID PROFILE TOTAL (T3, T4, TSH) , SERUM**

TRI-IODOTHYRONINE (T3, TOTAL)	1.01	ng/mL	0.7-2.04	CLIA
THYROXINE (T4, TOTAL)	8.66	µg/dL	6.09-12.23	CLIA
THYROID STIMULATING HORMONE (TSH)	1.840	µIU/mL	0.34-5.60	CLIA

**Comment:**

Serum TSH concentrations exhibit a diurnal variation with the peak occurring during the night and the nadir occurring between 10 a.m. and 4 p.m. In primary hypothyroidism, thyroid-stimulating hormone (TSH) levels will be elevated. In primary hyperthyroidism, TSH levels will be low. Elevated or low TSH in the context of normal free thyroxine is often referred to as subclinical hypo- or hyperthyroid-ism, respectively. Physiological rise in Total T3 / T4 levels is seen in pregnancy and in patients on steroid therapy.

Recommended test for T3 and T4 is unbound fraction or free levels as it is metabolically active.

**Note:**

For pregnant females	Bio Ref Range for TSH in uIU/ml (As per American Thyroid Association)
First trimester	0.1 - 2.5
Second trimester	0.2 - 3.0
Third trimester	0.3 - 3.0



Patient Name : Mr.LOKNATH DIDLA	Collected : 12/Aug/2023 08:21AM
Age/Gender : 26 Y 2 M 9 D/M	Received : 12/Aug/2023 10:47AM
UHID/MR No : CKON.0000414494	Reported : 12/Aug/2023 11:14AM
Visit ID : CKONOPV596440	Status : Final Report
Ref Doctor : Dr.SELF	Sponsor Name : ARCOFEMI HEALTHCARE LIMITED
Emp/Auth/TPA ID : 183314	

**DEPARTMENT OF CLINICAL PATHOLOGY**

**ARCOFEMI - MEDIWHEEL - FULL BODY ANNUAL PLUS MALE - 2D ECHO - PAN INDIA - FY2324**

Test Name	Result	Unit	Bio. Ref. Range	Method
-----------	--------	------	-----------------	--------

**COMPLETE URINE EXAMINATION (CUE) , URINE**

**PHYSICAL EXAMINATION**

COLOUR	PALE YELLOW		PALE YELLOW	Visual
TRANSPARENCY	CLEAR		CLEAR	Visual
pH	7.0		5-7.5	DOUBLE INDICATOR
SP. GRAVITY	1.020		1.002-1.030	Bromothymol Blue

**BIOCHEMICAL EXAMINATION**

URINE PROTEIN	NEGATIVE		NEGATIVE	PROTEIN ERROR OF INDICATOR
GLUCOSE	NEGATIVE		NEGATIVE	GLUCOSE OXIDASE
URINE BILIRUBIN	NEGATIVE		NEGATIVE	AZO COUPLING REACTION
URINE KETONES (RANDOM)	NEGATIVE		NEGATIVE	SODIUM NITRO PRUSSIDE
UROBILINOGEN	NORMAL		NORMAL	MODIFIED EHRlich REACTION
BLOOD	NEGATIVE		NEGATIVE	Peroxidase
NITRITE	NEGATIVE		NEGATIVE	Diazotization
LEUCOCYTE ESTERASE	NEGATIVE		NEGATIVE	LEUCOCYTE ESTERASE

**CENTRIFUGED SEDIMENT WET MOUNT AND MICROSCOPY**

PUS CELLS	2-3	/hpf	0-5	Microscopy
EPITHELIAL CELLS	1-2	/hpf	<10	MICROSCOPY
RBC	NIL	/hpf	0-2	MICROSCOPY
CASTS	NIL		0-2 Hyaline Cast	MICROSCOPY
CRYSTALS	ABSENT		ABSENT	MICROSCOPY

SIN No:UR2164780

**Apollo Health and Lifestyle Limited** (CIN - U85110TG2000PLC115819)

Regd. Office: 1-10-60/62, Ashoka Raghupathi Chambers, 5th Floor, Begumpet, Hyderabad, Telangana - 500 016 | www.apollohl.com | Email ID: enquiry@apollohl.com, Ph No: 040-4904 7777, Fax No: 4904 7744

**APOLLO CLINICS NETWORK**

Telangana: Hyderabad (AS Rao Nagar | Chanda Nagar | Kondapur | Nallakunta | Nizampet | Manikonda | Uppal) | Andhra Pradesh: Vizag (Seethamma Peta) | Karnataka: Bangalore (Basavanagudi | Bellandur | Electronics City | Fraser Town | HSR Layout | Indira Nagar | JP Nagar | Kundalahalli | Koramangala | Sarjapur Road) | Mysore (VV Mohalla) | Tamilnadu: Chennai (Annanagar | Kotturpuram | Mogappair | T Nagar | Valasaravakkam | Velachery) | Maharashtra: Pune (Aundh | Nigdi Pradhikaran | Viman Nagar | Wanowrie) | Uttar Pradesh: Ghaziabad (Indrapuram) | Gujarat: Ahmedabad (Satellite) | Punjab: Amritsar (Court Road) | Haryana: Faridabad (Railway Station Road)

Address: The Apollo Medical Centre, 2-20/6/A, Kothaguda X Roads, Kondapur, Hyderabad, Telangana, India - 500032



Patient Name : Mr.LOKNATH DIDLA	Collected : 12/Aug/2023 08:21AM
Age/Gender : 26 Y 2 M 9 D/M	Received : 12/Aug/2023 10:47AM
UHID/MR No : CKON.0000414494	Reported : 12/Aug/2023 01:28PM
Visit ID : CKONOPV596440	Status : Final Report
Ref Doctor : Dr.SELF	Sponsor Name : ARCOFEMI HEALTHCARE LIMITED
Emp/Auth/TPA ID : 183314	

**DEPARTMENT OF CLINICAL PATHOLOGY**

**ARCOFEMI - MEDIWHEEL - FULL BODY ANNUAL PLUS MALE - 2D ECHO - PAN INDIA - FY2324**

Test Name	Result	Unit	Bio. Ref. Range	Method
URINE GLUCOSE(POST PRANDIAL)	NEGATIVE		NEGATIVE	Dipstick
URINE GLUCOSE(FASTING)	NEGATIVE		NEGATIVE	Dipstick

**\*\*\* End Of Report \*\*\***

Result/s to Follow:  
PERIPHERAL SMEAR



Dr.Sukumar Sannidhi  
MD(Path)  
Consultant Pathologist



Dr.E.Maruthi Prasad  
Msc,PhD(Biochemistry)  
Consultant Biochemist



**Patient Name** : Mr. LOKNATH DIDLA

**Age/Gender** : 26 Y/M

**UHID/MR No.** : CKON.0000414494

**OP Visit No** : CKONOPV596440

**Sample Collected on** :

**Reported on** : 13-08-2023 08:19

**LRN#** : RAD2071093

**Specimen** :

**Ref Doctor** : SELF

**Emp/Auth/TPA ID** : 183314

---

**DEPARTMENT OF RADIOLOGY**

---

**X-RAY CHEST PA**

Both lung fields and hila are normal .

No obvious active pleuro-parenchymal lesion seen .

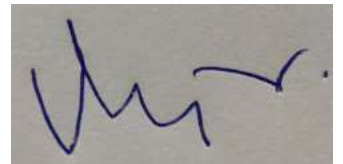
Both costophrenic and cardiophrenic angles are clear .

Both diaphragms are normal in position and contour .

Thoracic wall and soft tissues appear normal.

**CONCLUSION :**

No obvious abnormality seen



**Dr. VIJAYA KUMAR M**  
**MBBS, DMRD**  
Consultant Radiologist



Patient Name	: Mr. LOKNATH DIDLA	Age	: 26 Y/M
UHID	: CKON.0000414494	OP Visit No	: CKONOPV596440
Reported By:	: Dr. VENKATA RAYUDU NEKKANTI	Conducted Date	: 13-08-2023 07:18
Referred By	: SELF		

**ECG REPORT**

**Observation :-**

1. Normal Sinus Rhythm.
2. Heart rate is 83 beats per minutes.
3. No pathological Q wave or S-T,T changes seen.
4. Normal P,Q,R,S,T waves and axis.
5. No evidence of chamber, hypertrophy or enlargement seen.

**Impression:**

L V H BY VOLTAGE.

----- END OF THE REPORT -----



Dr. VENKATA RAYUDU NEKKANTI

**Apollo Health and Lifestyle Limited**

(CIN - U85110TG2000PLC046089) Regd. Office: 7-1-617/A, 7<sup>th</sup> Floor, Imperial Towers, Ameerpet, Hyderabad-500016, Telangana.

**APOLLO CLINICS NETWORK**

**Andhra Pradesh: Tirupati** (Sankarambadi Circle) **Vizag** (Seethamma Peta)

**Telangana: Hyderabad** (AS Rao Nagar | Chanda Nagar | Jubilee Hills | Kondapur | Nallakunta | Nizampet | SR Nagar | Vanasthalipuram)

Online appointments: [www.apolloedoc.in](http://www.apolloedoc.in) | Online reports: <https://phr.apolloclinic.com> | [www.apolloclinic.com](http://www.apolloclinic.com)

TO BOOK AN APPOINTMENT

**1860 500 7788**

Name: MR. LOKNATH DIDLA

Age/Gender: 26 Y/M

Address: HYD  
HYDERABAD, TELANGANA

Location: HYDERABAD, TELANGANA

Doctor: GENERAL

Department: KONDAPUR\_06042023

Rate Plan: ARCOFEMI HEALTHCARE LIMITED

Sponsor: ARCOFEMI HEALTHCARE LIMITED

MR No:

Visit ID:

Visit Date:

Discharge Date:

Referred By:

CKON.0000414494

CKONOPV596440

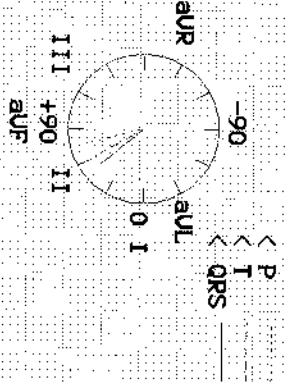
12-08-2023 08:12

SELF

Vitals:

Date	Pulse (Beats/min)	B.P (mmHg)	Resp (Rate/min)	Temp (F)	Height (cms)	Weight (Kgs)	Body Fat Percentage (%)	Visceral Fat Level (%)	Body Age (Years)	BMI	Waist Circum (cms)	Hip (cms)	Waist (cms)	Waist & Hip Ratio	U'ser
12-08-2023 (5:09)	83 Beats/min	110/70 mmHg		F	180 cms	63 Kgs	%	%	Years	19.44	81 cms	94 cms	81 cms		AIH.L03268

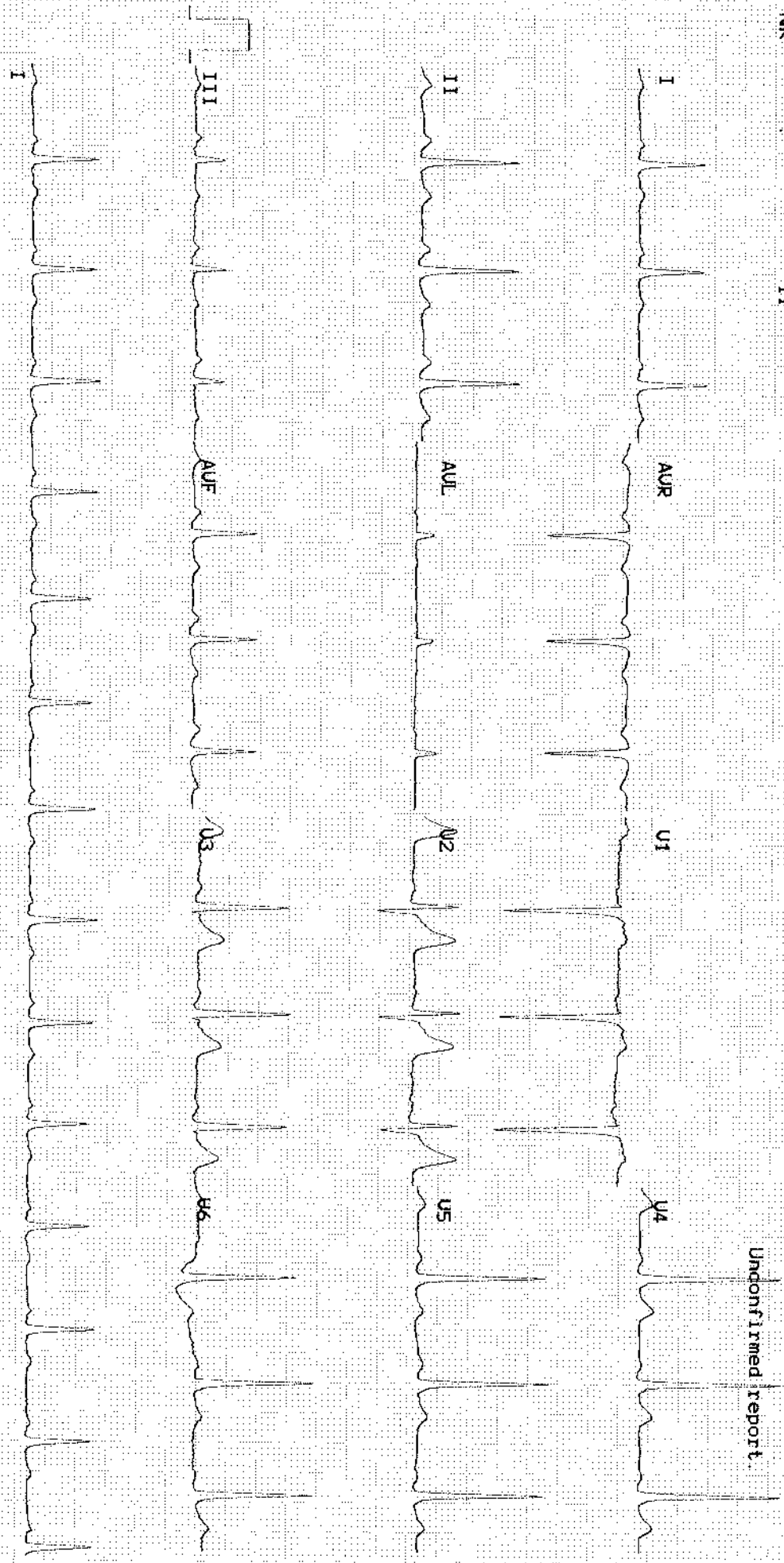
AGE: 26Y  
 Measurement Results:  
 QRS : 94 ms  
 QT/QTcB : 340 / 401 ms  
 PR : 144 ms  
 P : 112 ms  
 RR/PP : 720 / 720 ms  
 P/QRS/T : 75 / 50 / 60 degrees  
 QTd/QTcBd : 84 / 99 ms  
 Sokolow : 4.0 mV  
 NK : 11



Interpretation:  
 suspected left ventr. hypertrophy  
 slightly depressed ST segment (anterior)  
 negative T-wave (anterior)  
 R/S inversion area between U1 and U2  
 probably abnormal ECG

*LNTH M V Shree*

Unconfirmed report.



Patient Name	: Mr. LOKNATH DIDLA	Age	: 26 Y/M
UHID	: CKON.0000414494	OP Visit No	: CKONOPV596440
Conducted By:	: Dr. VENKATA RAYUDU NEKKANTI	Conducted Date	: 12-08-2023 15:51
Referred By	: SELF		

**2D-ECHO WITH COLOUR DOPPLER**

**Dimensions:**

Ao (ed)	3.31 CM
LA (es)	2.94 CM
LVID (ed)	4.90 CM
LVID (es)	3.16 CM
IVS (Ed)	0.89 CM
LVPW (Ed)	0.8 CM
EF	65.00%
%FD	39.00%
MITRAL VALVE :	NORMAL
AML	NORMAL
PML	NORMAL
AORTIC VALVE	NORMAL
TRICUSPID VALVE	NORMAL
RIGHT VENTRICLE	NORMAL
INTER ATRIAL SEPTUM	INTACT
INTER VENTRICULAR SEPTUM	INTACT
AORTA	NORMAL
RIGHT ATRIUM	NORMAL
LEFT ATRIUM	NORMAL
Pulmonary Valve	NORMAL
PERICARDIUM	NORMAL

**LEFT VENTRICLE:**

**Apollo Health and Lifestyle Limited**

(CIN - U85110TG2000PLC046089) Regd. Office: 7-1-617/A, 7<sup>th</sup> Floor, Imperial Towers, Ameerpet, Hyderabad-500016, Telangana.

**APOLLO CLINICS NETWORK**

Andhra Pradesh: **Tirupati** (Sankarambadi Circle) **Vizag** (Seethamma Peta)

Telangana: **Hyderabad** (AS Rao Nagar | Chanda Nagar | Jubilee Hills | Kondapur | Nallakunta | Nizampet | SR Nagar | Vanasthalipuram)

Online appointments: [www.apolloedoc.in](http://www.apolloedoc.in) | Online reports: <https://phr.apolloclinic.com> | [www.apolloclinic.com](http://www.apolloclinic.com)

TO BOOK AN APPOINTMENT

**1860 500 7788**


NO REGIONAL WALL MOTION ABNORMALITY

COLOUR AND DOPPLER STUDIES

NORMAL FLOW.

IMPRESSION

GOOD LV/ RV FUNCTION.  
TRIVIALMR/NO AR/NO TR/NO PAH. NO CLOT.  
NO PERICARDIAL EFFUSION.  
NORMAL STUDY.,



Dr. VENKATA  
RAYUDU  
NEKKANTI

**Apollo Health and Lifestyle Limited**

(CIN - U85110TG2000PLC046089) Regd. Office: 7-1-617/A, 7<sup>th</sup> Floor, Imperial Towers, Ameerpet, Hyderabad-500016, Telangana.

**APOLLO CLINICS NETWORK**

**Andhra Pradesh:** Tirupati (Sankarabadi Circle) Vizag (Seethamma Peta)

**Telangana:** Hyderabad (AS Rao Nagar | Chanda Nagar | Jubilee Hills | Kondapur | Nallakunta | Nizampet | SR Nagar | Vanasthalipuram)

Online appointments: [www.apolloedoc.in](http://www.apolloedoc.in) | Online reports: <https://phr.apolloclinic.com> | [www.apolloclinic.com](http://www.apolloclinic.com)

TO BOOK AN APPOINTMENT



**1860 500 7788**



A Rco femi

Name <u>Mr. Loknath D</u>	Date <u>12/08/2023</u>
Age <u>26y</u>	UHID No. <u>414494</u>
<input checked="" type="checkbox"/> Male <input type="checkbox"/> Female	Ref. Physician
Ref. Diagnosis	<u>D. S. N. V. Raju</u>

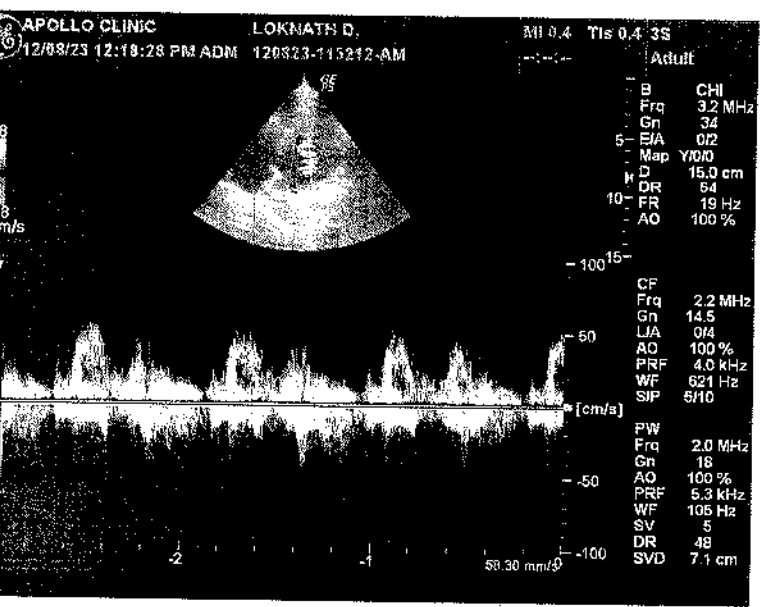
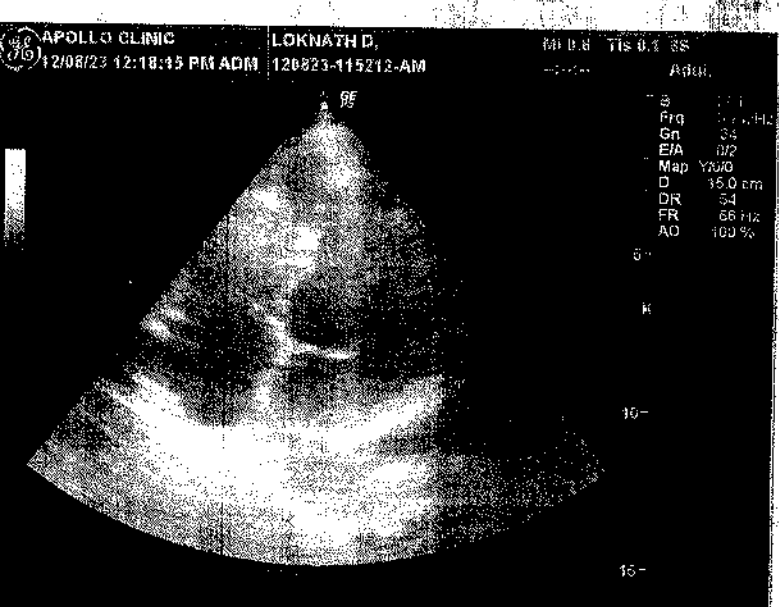
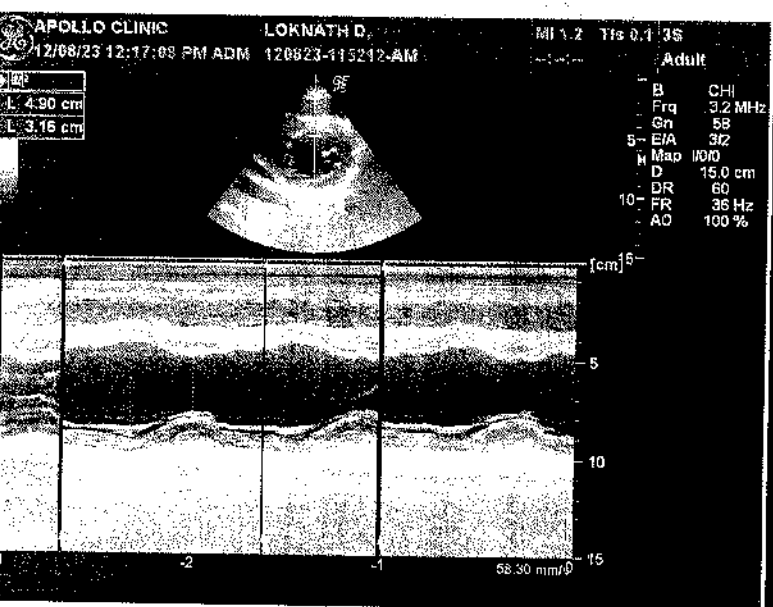
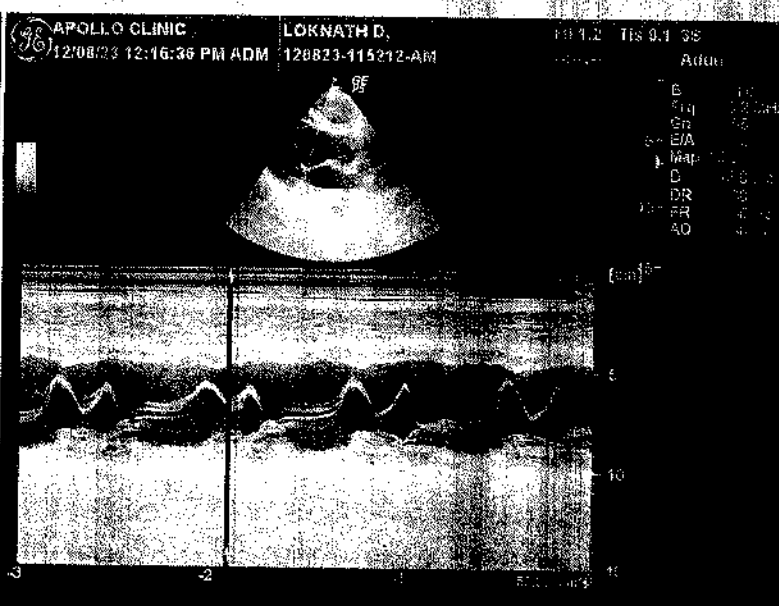
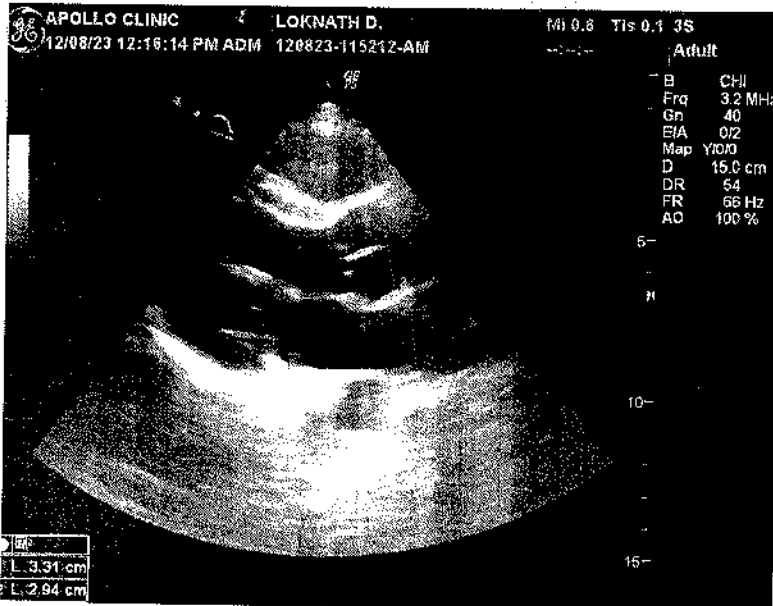
## Echocardiogram Report

Echogenicity  Poor  Adequate  Good      Ht. \_\_\_\_\_ Wt. \_\_\_\_\_ BSA \_\_\_\_\_

DIMENSIONS		NORMAL	DIMENSIONS		NORMAL
Ao (ed)	<u>3.3</u> cm	(1.5cm / m2)	IVS (Ed)	<u>0.89</u> cm	(0.6 - 1.2 cm)
LA (es)	<u>2.94</u> cm	(1.5cm / m2)	LVPW (Ed)	<u>0.8</u> cm	(0.6 - 1.1 cm)
RVID (ed)	_____ cm	(0.9 cm / m2)	EF	<u>65%</u>	(0.62 - 0.85)
LVID (ed)	<u>4.90</u> cm	(2.6 - 3.4 cm / m2)	% FD	<u>39%</u>	(2.8% - 42%)
LVID (es)	<u>3.16</u>				

### MORPHOLOGICAL DATA

Mitral Valve	AML <u>(2)</u>	Interatrial septum	<u>(2)</u>
	PML <u>(2)</u>	Interventricular septum	<u>(2)</u>
Aortic Valve	<u>(2)</u>	Pulmonary artery	<u>(2)</u>
Tricuspid valve	<u>(2)</u>	Aorta	<u>(2)</u>
Pulmonary valve	<u>(2)</u>	Right atrium	<u>(2)</u>
Right ventricle	<u>(2)</u>	Left atrium	<u>(2)</u>



## GLASS PRESCRIPTION

DATE: 12/08/2023.

UHID: 414444.

PATIENT NAME: W. Kobnath Didda. 9177240350  
AGE/ GENDER: 261m

	UAVA	SPH	CYL	AXIS	ADD	BCVA
OD	6/6 6/6	1.25	—	—	2	6/6
OS	6/6 6/6	0.50	—	—		6/6

COLOR VISION: RG Normal.

INSTRUCTIONS: BRFL lens. eyeten



SIGNATURE

<b>Patient Name</b>	: Mr. LOKNATH DIDLA	<b>Age/Gender</b>	: 26 Y/M
<b>UHID/MR No.</b>	: CKON.0000414494	<b>OP Visit No</b>	: CKONOPV596440
<b>Sample Collected on</b>	:	<b>Reported on</b>	: 12-08-2023 13:35
<b>LRN#</b>	: RAD2071093	<b>Specimen</b>	:
<b>Ref Doctor</b>	: SELF		
<b>Emp/Auth/TPA ID</b>	: 183314		

---

**DEPARTMENT OF RADIOLOGY**

---

**ULTRASOUND - WHOLE ABDOMEN**

**Liver** appears normal in size and echotexture. No focal lesion is seen. PV and CBD normal. No dilatation of the intrahepatic biliary radicals.

**Gall bladder** is well distended. No evidence of calculus. Wall thickness appears normal. No evidence of periGB collection. No evidence of focal lesion is seen.

**Spleen** appears normal. No focal lesion seen. Splenic vein appears normal.

**Pancreas** appears normal in echopattern. No focal/mass lesion/calcification. No evidence of peripancreatic free fluid or collection. Pancreatic duct appears normal.

**Both the kidneys** appear normal in size, shape and echopattern. Cortical thickness and CM differentiation are maintained. No calculus / hydronephrosis seen on either side.

Right kidney measures 101 x 15 mm.

Left kidney measures 104 x 15 mm.

**Urinary Bladder** is well distended and appears normal. No evidence of any wall thickening or abnormality. No evidence of any intrinsic or extrinsic bladder abnormality detected.

**Prostate** is normal in size and echo texture. No evidence of necrosis/calcification seen.

**IMPRESSION:-**

**Patient Name** : Mr. LOKNATH DIDLA

**Age/Gender** : 26 Y/M

---


**\*\*NO SIGNIFICANT ABNORMALITY IS SEEN.**

**Suggest – clinical correlation.**

(The sonography findings should always be considered in correlation with the clinical and other investigation finding where applicable.) It is only a professional opinion, Not valid for medico legal purpose.

**Dr. PANKAJ HARKUT**  
**MBBS, DMRD**  
Radiology





LETTER OF APPROVAL / RECOMMENDATION

To,

The Coordinator,  
Mediwheel (Arcofemi Healthcare Limited)  
Helpline number: 011- 41195959

Dear Sir / Madam,

**Sub: Annual Health Checkup for the employees of Bank of Baroda**

This is to inform you that the following employee wishes to avail the facility of Cashless Annual Health Checkup provided by you in terms of our agreement.

PARTICULARS	EMPLOYEE DETAILS
NAME	MR. LOKNATH DIDLA
EC NO.	183314
DESIGNATION	IT COMPLIANCE
PLACE OF WORK	HYDERABAD,DISASTER RECOVERY SI
BIRTHDATE	03-06-1997
PROPOSED DATE OF HEALTH CHECKUP	12-08-2023
BOOKING REFERENCE NO.	23S183314100065586E

This letter of approval / recommendation is valid if submitted along with copy of the Bank of Baroda employee id card. This approval is valid from **04-08-2023** till **31-03-2024** The list of medical tests to be conducted is provided in the annexure to this letter. Please note that the said health checkup is a **cashless facility** as per our tie up arrangement. We request you to attend to the health checkup requirement of our employee and accord your top priority and best resources in this regard. The EC Number and the booking reference number as given in the above table shall be mentioned in the invoice, invariably.

We solicit your co-operation in this regard.

Yours faithfully,

Sd/-

**Chief General Manager**  
**HRM Department**  
**Bank of Baroda**

(Note: This is a computer generated letter. No Signature required. For any clarification, please contact Mediwheel (Arcofemi Healthcare Limited))



భారత ప్రభుత్వం  
 India's Identification Authority of India  
 Government of India

రిజిస్ట్రేషన్/ Enrolment No.: 0623/12382/16185

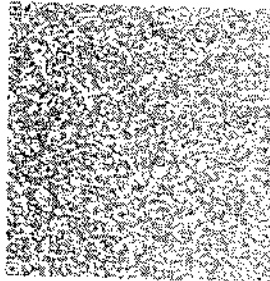
Download Date: 14/05/2019

To  
 డిదా లోకనాథ్  
 Didla Loknath  
 S/O Didla Sree Ramulu  
 Type-2-25/0  
 Vadlapudi Railway Colony  
 Vadlapudi  
 Pedagantyada  
 Vadlapudi  
 Visakhapatnam Andhra Pradesh - 530046  
 9177240350

Generation Date: 15/05/2019

Signature valid

Signature valid  
 Date: 15/05/2019 15:26:47  
 RT



QR Code with Photograph

మీ ఆధార్ సంఖ్య / Your Aadhaar No. :

4074 2807 3604

VID : 9171 6741 8373 6025

నా ఆధార్, నా గుర్తింపు



భారత ప్రభుత్వం  
 Government of India



డిదా లోకనాథ్  
 Didla Loknath  
 పుట్టిన తేదీ/DOB: 03/06/1997  
 పురుషుడు/ MALE

4074 2807 3604

VID : 9171 6741 8373 6025

