



Bangalore Diagnostics & Multi-Speciality Centre

Quality Assurance : EQAP from AIIMS & CMC- Vellore

Quality. Trust. Since 1982.


198, 12th Main, 3rd Block, (Above Namma MTR, Next to SBI), Rajajinagar, Bangalore- 560 010.

Ph. : 080-23505407, 9448079978 e-mail : bangalore.d.s@gmail.com

SUMMARY REPORT

NAME ::	Mr. Adhikata Manojkumar
EMPLOYEE ID::	PKG10000248 / 4195959
REF.BY::	Bank of Baroda
AGE::	32 / years
GENDER::	male
DATE::	28/08/2021
HEIGHT (in mts)::	1.63
WEIGHT (in kgs)::	69
BMI::	26.0
WAIST CIRCUMFERENCE (in cms)::	85
HIP CIRCUMFERENCE (in cms)::	95
WAIST TO HIP RATIO::	0.89:1.0
BLOOD PRESSURE (mm hg)::	118/80 mm Hg

BANGALORE DIAGNOSTICS &
MULTI-SPECIALITY CENTRE
198, 12th Main, 3rd Block
Rajajinagar, Bangalore-560 010


Dr. MAHADEVA. K.C.
M.D., (Path)
KMC. No.: 17647

आयकर विभाग
INCOME TAX DEPARTMENT



भारत सरकार
GOVT. OF INDIA



स्थायी लेखा संख्या कार्ड
Permanent Account Number Card
AYOPA4216A



नाम / Name
ARIKATA MANOJKUMAR

पिता का नाम / Father's Name
SOMAKUMAR ARIKATA

जन्म की तारीख / Date of Birth
24/06/1989

A. Manoj Kumar
हस्ताक्षर / Signature



05052017

A. M. Kumar

ED
BANGALORE DIAGNOSTICS &
MULTI-SPECIALITY CENTRE
198, 12th Main, 3rd Block
Rajajinagar, Bangalore-560 010



Bangalore Diagnostics & Multi-Speciality Centre

Quality Assurance : EQAP from AIIMS & CMC- Vellore

Quality. Trust. Since 1982.

198, 12th Main, 3rd Block, (Above Namma MTR, Next to SBI), Rajajinagar, Bangalore- 560 010.
Ph. : 080-23505407, 9448079978 e-mail : bangalore.d.s@gmail.com

Name : MR. ARIKATA MANOJ KUMAR

Reg. No : C6005

Age/Sex: 32 Year(s) / Male

Date : 28/08/2021

Ref. by : DR. BANK OF BARODA

Corporate: NON CORPORATE

Test Name

Result

Reference Range

Page 1 of 4

HAEMATOLOGY REPORT

COMPLETE BLOOD COUNT

Haemoglobin	16.1 gms %	Male : 13.0 - 18.0 gms % Female: 11.0 - 15.0 gms %
Red Blood Cell Count	6.15 million/cumm	Male : 4.5-6.5 millions/cumm Female : 3.7-5.5 million/cumr
Packed Cell Volume	50.3 %	Females: 32 - 45 % Males: 39 - 54%
Total Count	7,300 cells /cumm	4000-11000 cells /cumm
Differential Count		
Neutrophils	51.1 %	40 - 75%
Lymphocytes	35.5 %	20 - 45%
Monocytes	5.9 %	01 - 10%
Eosinophils	7.0 %	01 - 06 %
Basophils	0.5 %	00 to 01 %

COMPLETE BLOOD COUNT

Platelet count	1,85,000 cells/cumm	150000-400000 cells/cumm
Mean Corpuscular Volume	82 fL	78 - 98 fL
Mean Corpuscular Haemoglobin	26.1 pg	27 - 32 pg
Mean Corpuscular Haemoglobin Concentration	32.0 g/dl	31 - 36 g/dl
ESR	09 mm/hour	Male: 0 - 10 mm/ hour Female: 0 - 20 mm/hour

ABSOLUTE EOSINOPHIL COUNT 506 cells/cumm 40 - 440 cells/cumm

BLOOD GROUP(ABO) "O"
Rh Type (D) POSITIVE

BIOCHEMISTRY REPORT

FASTING BLOOD SUGAR 78 mg/dl 70 to 100 mg/dl
FASTING URINE SUGAR NIL NIL

Dr. MAHADEVA. K.C.
M.D., (Path)
KMC. No.: 17647



Bangalore Diagnostics & Multi-Speciality Centre

Quality Assurance : EQAP from AIIMS & CMC- Vellore

Quality. Trust. Since 1982.

198, 12th Main, 3rd Block, (Above Namma MTR, Next to SBI), Rajajinagar, Bangalore- 560 010.
Ph. : 080-23505407, 9448079978 e-mail : bangalore.d.s@gmail.com

Name : MR. ARIKATA MANOJ KUMAR

Reg. No : C6005

Age/Sex: 32 Year(s) / Male

Date : 28/08/2021

Ref. by : DR. BANK OF BARODA

Corporate: NON CORPORATE

Test Name

Result

Reference Range

Page 2 of 4

BIOCHEMISTRY REPORT

POST PRANDIAL BLOOD SUGAR	89 mg/dl	80 to 140 mg/dl
LIPID PROFILE		
TOTAL CHOLESTEROL	201.4 mg/dl	up to 200 mg/dl
TRIGLYCERIDES	182.5 mg/dl	<150 : Normal
HDL Cholesterol	42.8 mg/dl	Male: >40 mg/dl Female: > 50 mg/dl
LDL Cholesterol	122.1 mg/dl	<100 mg/dl
VLDL Cholesterol	36.5 mg/dl	<40 mg/dl
CHOLESTEROL/HDL RATIO	4.7:1.0	up to 6.0 %
LIVER FUNCTION TESTS		
Total Bilirubin	0.57 mg/dl	up to 1.2 mg/dl
Direct Bilirubin	0.25 mg/dl	0 to 0.3 mg/dl
Indirect Bilirubin	0.32 mg/dl	up to 1.5 mg/dl
S.G.O.T. (AST)	30.6 U/L	0 - 46 U/L
S.G.P.T. (ALT)	32.1 U/L	0 - 49 U/L
ALKALINE PHOSPHATASE	117.8 U/L	Men : 80-306 Women : 64-306 Children upto 15 Yrs : upto 644 Children upto 17 yrs : upto 483
Gamma Glutamyl Transpeptidase (GGT)	24.2 IU/L	0 - 55 IU/L
Total Protein	6.9 gms/dl	6.6 - 8.3 gms/dl
Albumin	3.5 gms/dl	3.4 - 5.0 gms/dl
Globulin	3.4 gms/dl	2.3 - 3.5 gms/dl
A/G Ratio	1.0:1.0	1.2 : 1.0
Glycosylated Haemoglobin (HbA1c)		
Glycosylated Haemoglobin (HbA1c)	4.8 %	Normal <6.0 % Good control 6.0-7.0 % Fair control 7.0-8.0 % Unsatisfactory 8.0-10.0 % Poor control >10 %

Dr. MAHADEVA. K.C.
M.D., (Path)
KMC. No.: 17647



Bangalore Diagnostics & Multi-Speciality Centre

Quality Assurance : EQAP from AIIMS & CMC- Vellore

Quality. Trust. Since 1982.

198, 12th Main, 3rd Block, (Above Namma MTR, Next to SBI), Rajajinagar, Bangalore- 560 010.
Ph. : 080-23505407, 9448079978 e-mail : bangalore.d.s@gmail.com

Name : MR. ARIKATA MANOJ KUMAR

Reg. No : C6005

Age/Sex: 32 Year(s) / Male

Date : 28/08/2021

Ref. by : DR. BANK OF BARODA

Corporate: NON CORPORATE

Test Name

Result

Reference Range

Page 3 of 4

BIOCHEMISTRY REPORT

SERUM CREATININE	1.15 mg/dl	Females 0.6 - 1.2 mg/dl Males 0.7 - 1.4 mg/dl
BLOOD UREA NITROGEN (BUN)	11.7 mg/dl	7-18 mg/dl
URIC ACID	5.51 mg/dl	M: 3.5 -7.2 mg/dl F: 2.6 - 6.0 mg/dl

URINE EXAMINATION REPORT

PHYSICAL EXAMINATION

COLOUR	LIGHT YELLOW
APPEARANCE	CLEAR
REACTION	ACIDIC

BIOCHEMICAL EXAMINATION

PROTEIN	NIL	
GLUCOSE	NIL	
BILE SALT	NIL	
BILE PIGMENT	NIL	
SPECIFIC GRAVITY	1.017	1.003 - 1.035


MICROSCOPIC EXAMINATION

PUS CELLS	OCCASIONAL
EP CELLS	ABSENT
R.B.C.s	NIL
CASTS	NIL
CRYSTALS	NIL

STOOL EXAMINATION REPORT

PHYSICAL EXAMINATION

COLOUR	BROWN
CONSISTENCY	SEMI SOLID
BLOOD	NIL
MUCUS	NIL


Dr. MAHADEVA. K.G.
M.D., (Path)
KMC. No.: 17647



Bangalore Diagnostics & Multi-Speciality Centre

Quality Assurance : EQAP from AIIMS & CMC- Vellore

Quality. Trust. Since 1982.

198, 12th Main, 3rd Block, (Above Namma MTR, Next to SBI), Rajajinagar, Bangalore- 560 010.
Ph. : 080-23505407, 9448079978 e-mail : bangalore.d.s@gmail.com

Name : MR. ARIKATA MANOJ KUMAR

Reg. No : C6005

Age/Sex: 32 Year(s) / Male

Date : 28/08/2021

Ref. by : DR. BANK OF BARODA

Corporate: NON CORPORATE

Test Name

Result

Reference Range

Page 4 of 4

STOOL EXAMINATION REPORT

MICROSCOPIC EXAMINATION

OVA	NIL
CYST	NIL
OTHERS	NIL

----- End of Report -----

Biochemist

Microbiologist

Pathologist


Dr. MAHADEVA. K.C.
M.D., (Path)
KMC. No.: 17647



Bangalore Diagnostics & Multi-Speciality Centre

Quality Assurance : EQAP from AIIMS & CMC- Vellore

Quality. Trust. Since 1982.

198, 12th Main, 3rd Block, (Above Namma MTR, Next to SBI), Rajajinagar, Bangalore- 560 010.
Ph. : 080-23505407, 9448079978 e-mail : bangalore.d.s@gmail.com

Name : Mrs. ARIKATA MANOJKUMAR C-005
Visit No. : V101230005
Age/Gender : 32 Y/Female
Referred by : BANGALORE DIAGNOSTICS & MULTI SPECIALITY CENTER

Patient No. : P101116094
Registered On : 28/08/2021 11:12
Collected On : 28/08/2021 11:12
Reported On : 28/08/2021 12:39

Final Report

Test Name / Method	Results	Units	Reference Range	Sample Type
--------------------	---------	-------	-----------------	-------------

CLINICAL BIOCHEMISTRY

THYROID PROFILE

TRI IODO THYRONINE-T3 TOTAL
method : ECLIA

0.80 ng/ml

0.8 - 2.0

SERUM

THYROXINE -T4 TOTAL
method : ECLIA

5.52 ug/dl

4.5-12.5

THYROID STIMULATING HORMONE - TSH (Ultra Sensitive)
method : ECLIA

6.59 mIU/ml

0.27 - 4.20
First Trimester:0.1-2.5*

Second Trimester:0.2-3.0*

Third Trimester:0.2-3.0*

*American Thyroid Association trimester-specific

*** End Of Report ***

Outside sample to be correlated with other clinical finding.

PROCESSED BY : PJ SANTHOSH

RESULT VERIFIED BY : BHARATH KUMAR C, Lab Incharge

Prof. KSHAMA HIREMATH

M.Sc, Med. Biochemistry, CFN, DNHE
Chief Biochemist



Bangalore Diagnostics & Multi-Speciality Centre

Quality Assurance : EQAP from AIIMS & CMC- Vellore

Quality. Trust. Since 1982.

198, 12th Main, 3rd Block, (Above Namma MTR, Next to SBI), Rajajinagar, Bangalore- 560 010.
Ph. : 080-23505407, 9448079978 e-mail : bangalore.d.s@gmail.com

Abdomen And Pelvic Ultrasound Scan Report

Name : Mr. Arikata Manoj Kumar

Date : 29 / 08 / 2021

Ref by : Bank of Baroda

Age / Gender: 32 Years / Male

Liver : Normal in size, shape and echotexture. No focal lesion seen.

No intrahepatic biliary dilatation seen. MPV & CBD is normal

Gall Bladder: GB is normal. Normal in wall thickness, No abnormal intraluminal echoes.

Pancreas : Normal in size and echotexture. No focal lesions. Pancreatic duct appears normal.

Spleen : Normal in size, shape and echotexture.

Kidneys : Both Kidney's are normal in size, shape and position.

No Calculi / Hydronephrosis seen. Cortico medullary differentiation is good.

Right Kidney : 103 x 15 mm Left Kidney : 104 x 19 mm

Urinary Bladder : Normal in contour and wall thickness with clear contents.

Post Void = Nil

Prostate : Measures 30 x 32 x 30 mm, Volume 16 cc and Normal in size, shape and echotexture.

IMPRESSION:

- Normal Sonologic Study.


Dr. Mohan Kumar
Consultant Radiologist

BANGALORE DIAGNOSTICS &
MULTI-SPECIALITY CENTRE
198, 12th Main, 3rd Block
Rajajinagar, Bangalore-560 010

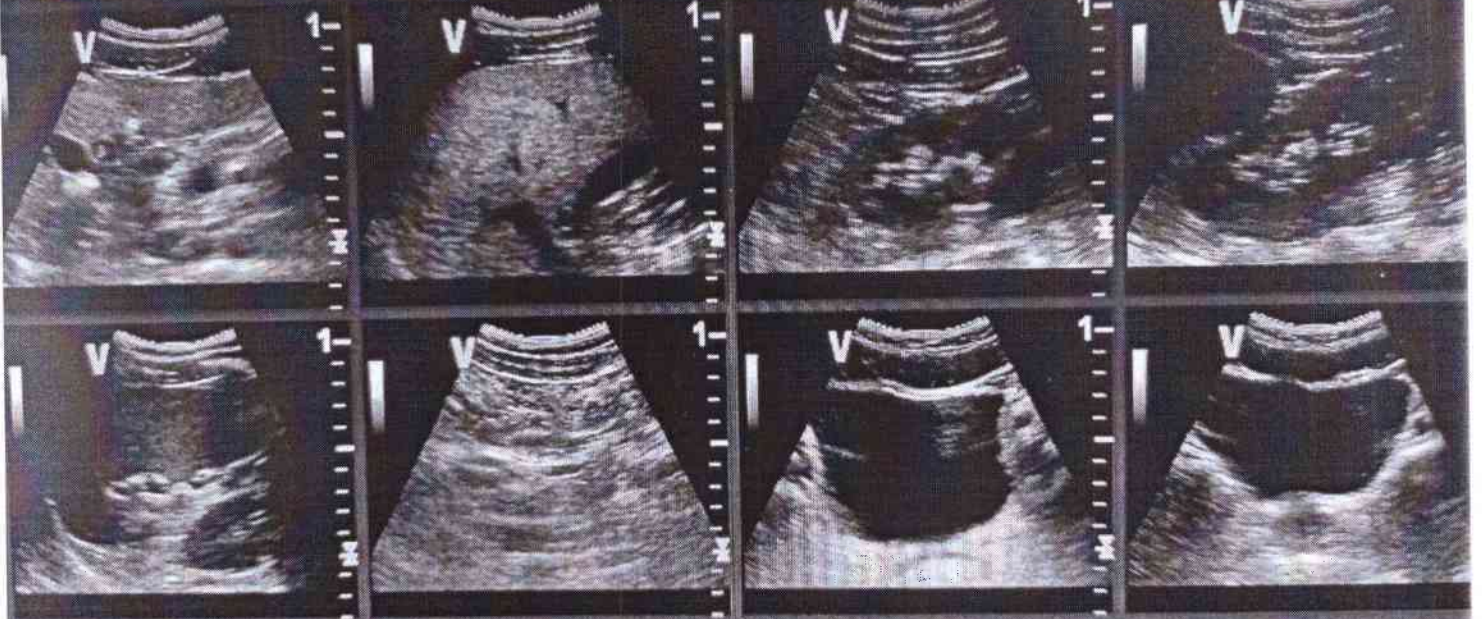


GE Healthcare
29/08/21 10:07:57 AM

USR 29821-4B

ARIKATA MANOJ KUMAR 32 Y,

---:---:---



BANGALORE DIAGNOSTICS &
MULTI-SPECIALITY CENTRE
198, 12th Main, 3rd Block
Rajajinagar, Bangalore-560 010



Bangalore Diagnostics & Multi-Speciality Centre

Quality Assurance : EQAP from AIIMS & CMC- Vellore

Quality. Trust. Since 1982.

198, 12th Main, 3rd Block, (Above Namma MTR, Next to SBI), Rajajinagar, Bangalore- 560 010.
Ph. : 080-23505407, 9448079978 e-mail : bangalore.d.s@gmail.com

Patient Name	MR.A.MANOJ KUMAR	Patient Id	X-RAY-85
Age/DOB	32/	Gender	M
Ref.Doctor	BANK OF BARODA	Date	28/08/2021

Thank you for referring the patient for X-Ray

X-RAY CHEST PA VIEW

OBSERVATION:

Cardiophrenic and costophrenic angles are normal.

The trachea is central.

The mediastinal and cardiac silhouette are normal.

Cardiothoracic ratio is normal.

Bones of the thoracic cage are normal.

Soft tissues of the chest wall are normal.

IMPRESSION:

- No significant abnormality seen.

Dr. Vijay Kumar
MBBS, MDRD
Consultant Radiologist

BANGALORE DIAGNOSTICS &
MULTI-SPECIALITY CENTRE
198, 12th Main, 3rd Block
Rajajinagar, Bangalore-560 010

R

X85 A MANOJ KUMAR 32 M 26/08/2021 01:36:13
BANGALORE DIAGNOSTIC SERVICE RAJAJINAGAR BANGALORE-560010

163462/MR ARIKATA MANOJ KUMAR 32 Yrs/Male 0 Kg/0 Cms

Date: 28-Aug-2021 12:40:28 PM

Ref By :
Medication :
Objective :

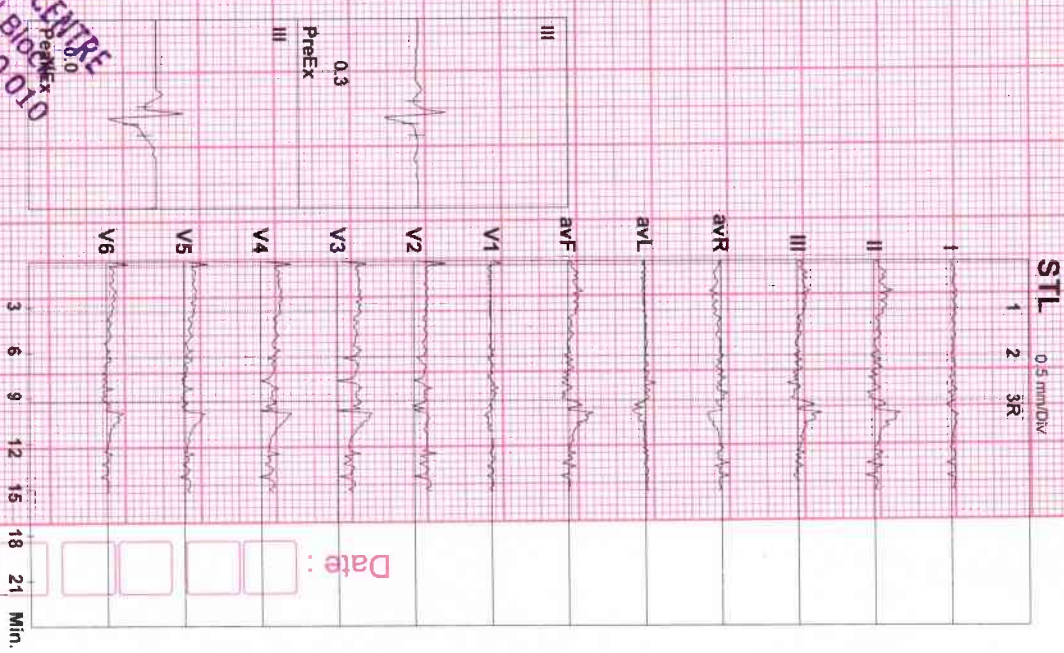
Protocol : BRUCE
History :

Stage	Stage Time (Min:Sec)	Phase Time (Min:Sec)	Speed (mph)	Grade (%)	METs	H.R. (bpm)	B.P. (mmHg)	R.P.P. x100	PVC	Comments
Supine					1.0	79	125/85	98	-	
Standing					1.0	80	125/85	100	-	
HV					1.0	82	125/85	102	-	
ExStart					1.0	82	---/---	0	-	
Stage 1	3:00	3:01	1.7	10.0	4.7	108	127/87	137	-	
Stage 2	3:00	6:01	2.5	12.0	7.1	145	130/90	188	-	
Stage 3	3:00	9:01	3.4	14.0	10.2	167	134/94	223	-	
PeakEx	0:01	9:02	4.2	16.0	10.2	167	---/---	0	-	
Recovery	1:00		0.0	0.0	4.3	126	135/95	170	-	
Recovery	3:00		0.0	0.0	1.0	110	132/92	145	-	
Recovery	5:00		0.0	0.0	1.0	108	128/88	138	-	

Findings :

Exercise Time : 9:02 minutes
 Max HR attained : 167 bpm 89% of Max Predictable HR 188
 Max BP : 136/96(mmHg)
 Workload attained : 10.2 (Good Effort Tolerance)
 significant ST segment changes noted during exercise or recovery
 Angina/Arrhythmia/S3/murmur
 Final Impression : Test is negative for inducible ischaemia.

Advice/Comments:



Date :

3 6 9 12 15 18 21 Min.

Dr. ASHOK
 MD (Internal Medicine)
 BANGALORE DIAGNOSTICS CENTRE
 # 198, 12th Main, 3rd Block
 Rajajinagar, Bangalore-560 010



163462/MR ARIKATA MANOJ KUMAR
32 Yrs/Male
0 Kg/0 Cms
Date: 28-Aug-2021 12:40:28 PM

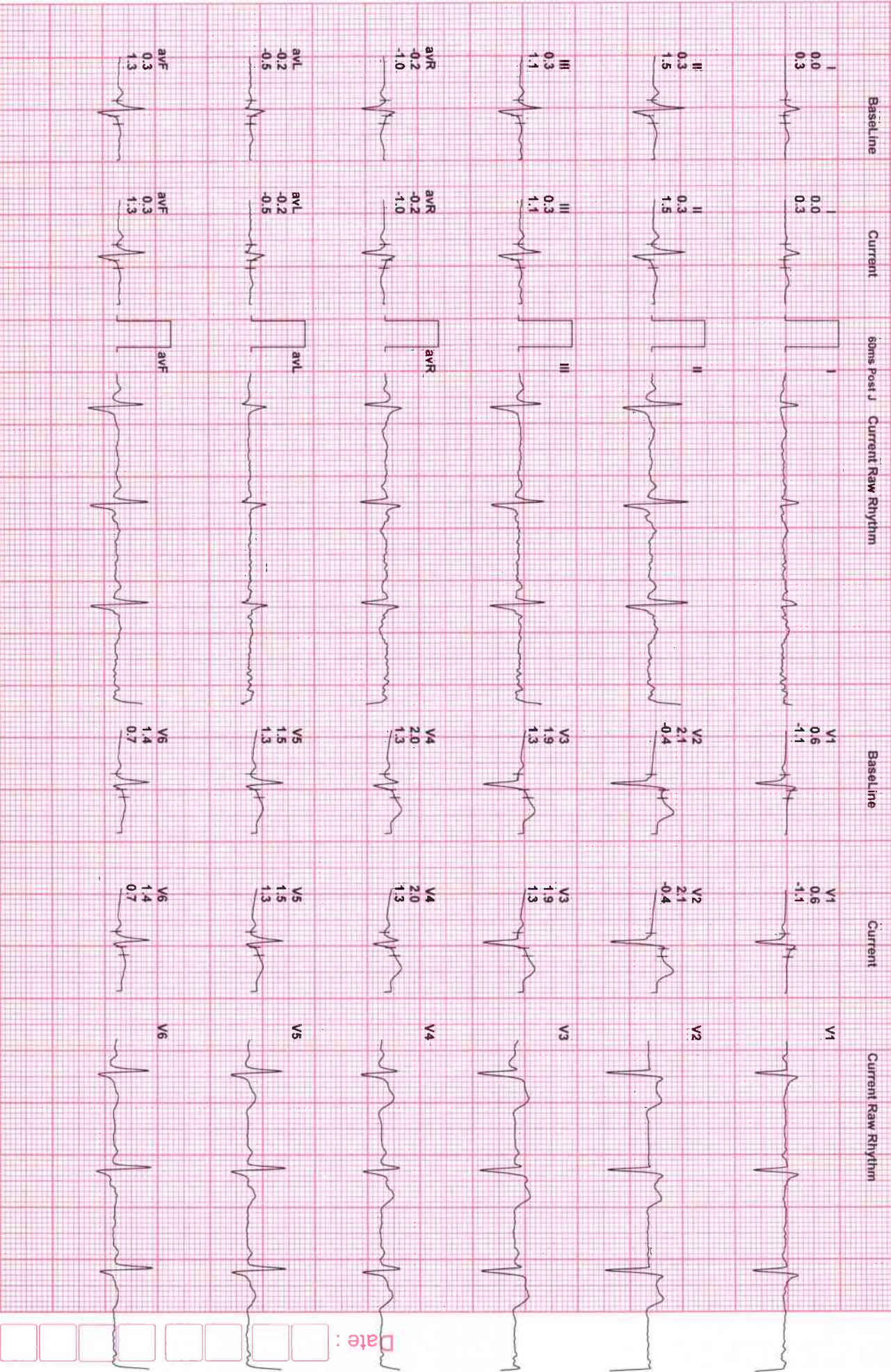
HR: 79 bpm
MEFS: 1.0
BP: 125/85

MPHR: 42% of 188
Speed: 1.1 mph
Grade: 0.0%

Raw ECG
BRUCE
(1.0-100)Hz

Ex Time 00:05
BLC: On
Notch: On

Supine
10.0 mm/mv
25 mm/Sec.



163462/MR ARIKATA MANOJ KUMAR
 32 Yrs/Male
 0 Kg/0 Cms
 Date: 28-Aug-2021 12:40:28 PM

HR: 80 bpm
 METS: 1.0
 BP: 125/85

MPHR: 42% of 188
 Speed: 1.1 mph
 Grade: 0.0%

Raw ECG
 BRUCE
 (1.0-100)Hz

Ex Time 00:08
 BLC : On
 Notch : On

Standing
 10.0 mm/mV
 25 mm/Sec



163462/MR ARIKATA MANOJ KUMAR
 32 YRS/Male
 0 Kg/0 Cms
 Date: 28-Aug-2021 12:40:28 PM

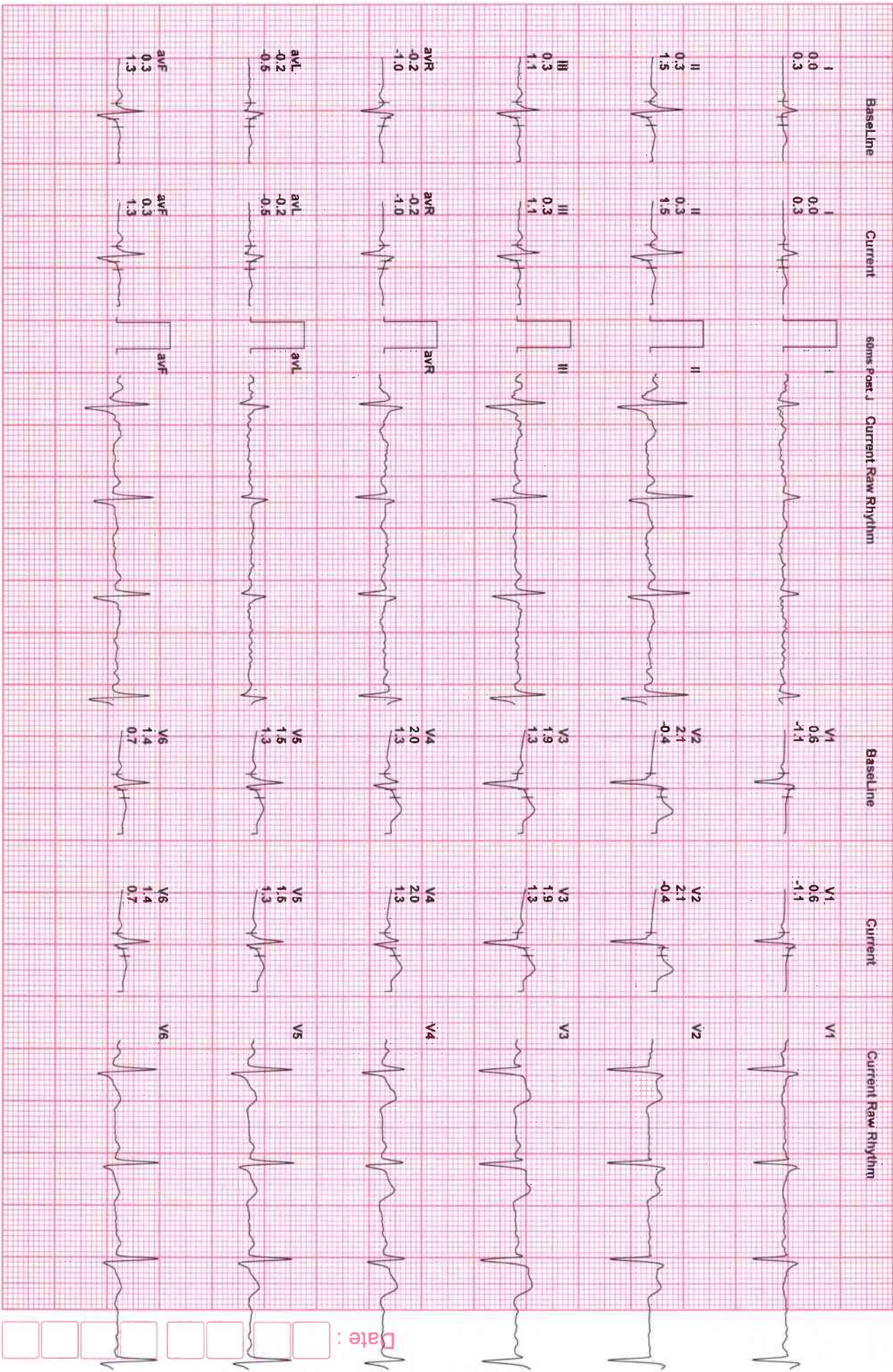
HR: 82 bpm
 METS: 1.0
 BP: 125/85

MPHR: 43% of 188
 Speed: 1.1 mph
 Grade: 0.0%

Raw ECG
 BRUCE
 (1.0-100)Hz

Ex Time 00:11
 BLC : On
 Notch : On

HV
 10.0 mm/mV
 25 mm/Sec.



163462/MR ARIKATA MANOJ KUMAR

32 Yrs/Male
0 Kg/0 Cms

Date: 28-Aug-2021 12:40:28 PM

HR: 108 bpm

METS: 4.7
BP: 127/87

MPPR: 57% of 188

Speed: 1.7 mph
Grade: 10.0%

Raw ECG

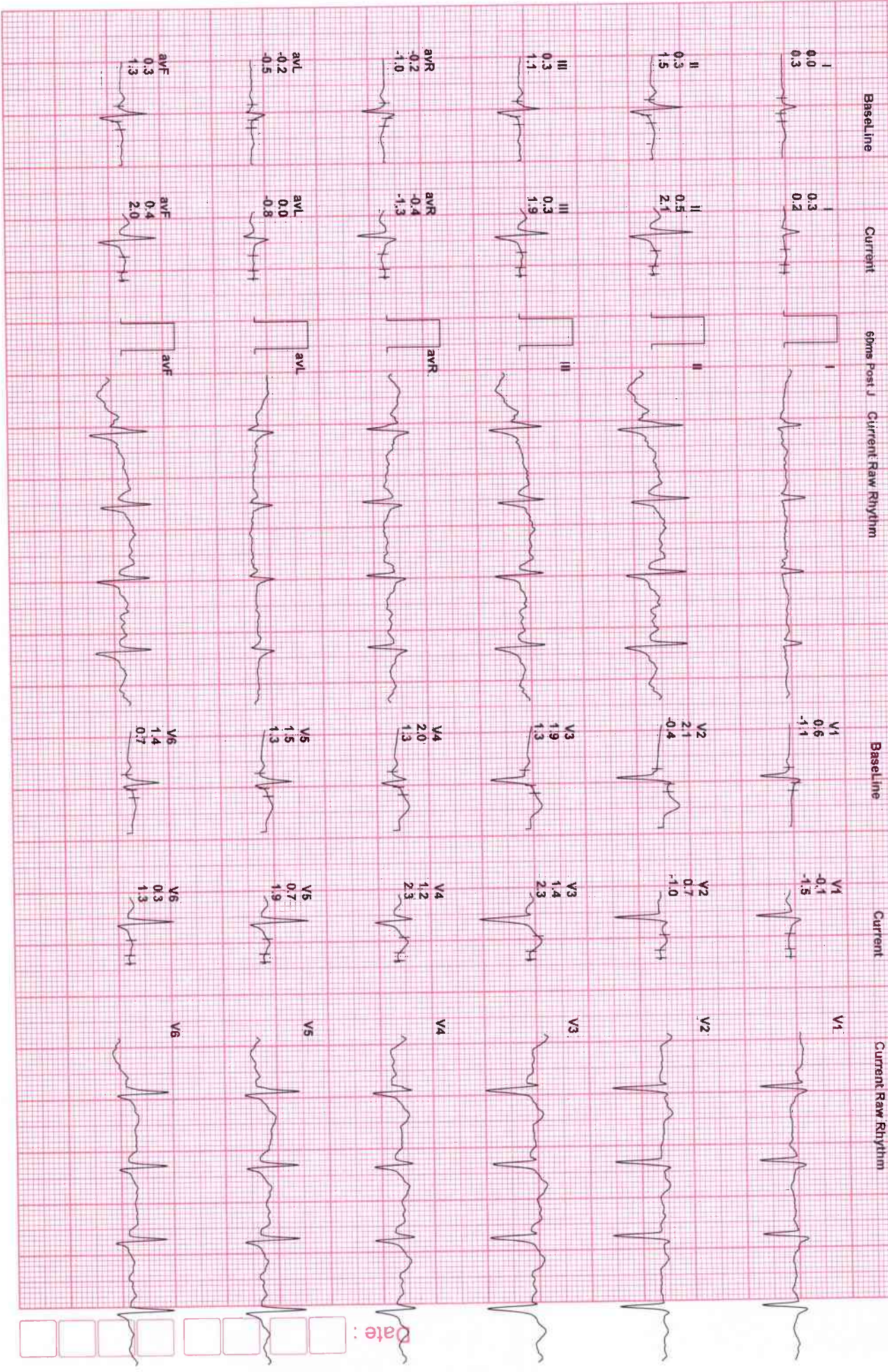
BRUCE
(1.0-100)Hz

Ex Time 03:00

BLC: On
Notch: On

BRUCE: Stage (00)

10.0 mm/mV
25 mm/Sec



Date:

163462/MR ARIKATA MANOJ KUMAR

32 Yrs/Male
0 Kg/0 Cms
Date: 28-Aug-2021 12:40:28 PM

HR: 145 bpm

METS: 7.1
BP: 130/90

MPHR: 77% of 188

Speed: 2.5 mph
Grade: 12.0%

Raw ECG

BRUCE
(1.0-100) Hz

Ex Time 06:00

BLC: On
Notch: On

BRUCE: Stage 1 (0)

10.0 mm/mV
25 mm/Sec.



163462/MR ARIKATA MANOJ KUMAR

HR: 167 bpm

MPHR: 88% of 188

Raw ECG

Ex Time 09:00

BRUCE: Stage 10.0: 10.0: 25 mtr/Sec.

32 Yrs/Male
0 Kg/0 Cms
Date: 28-Aug-2021 12:40:28 PM

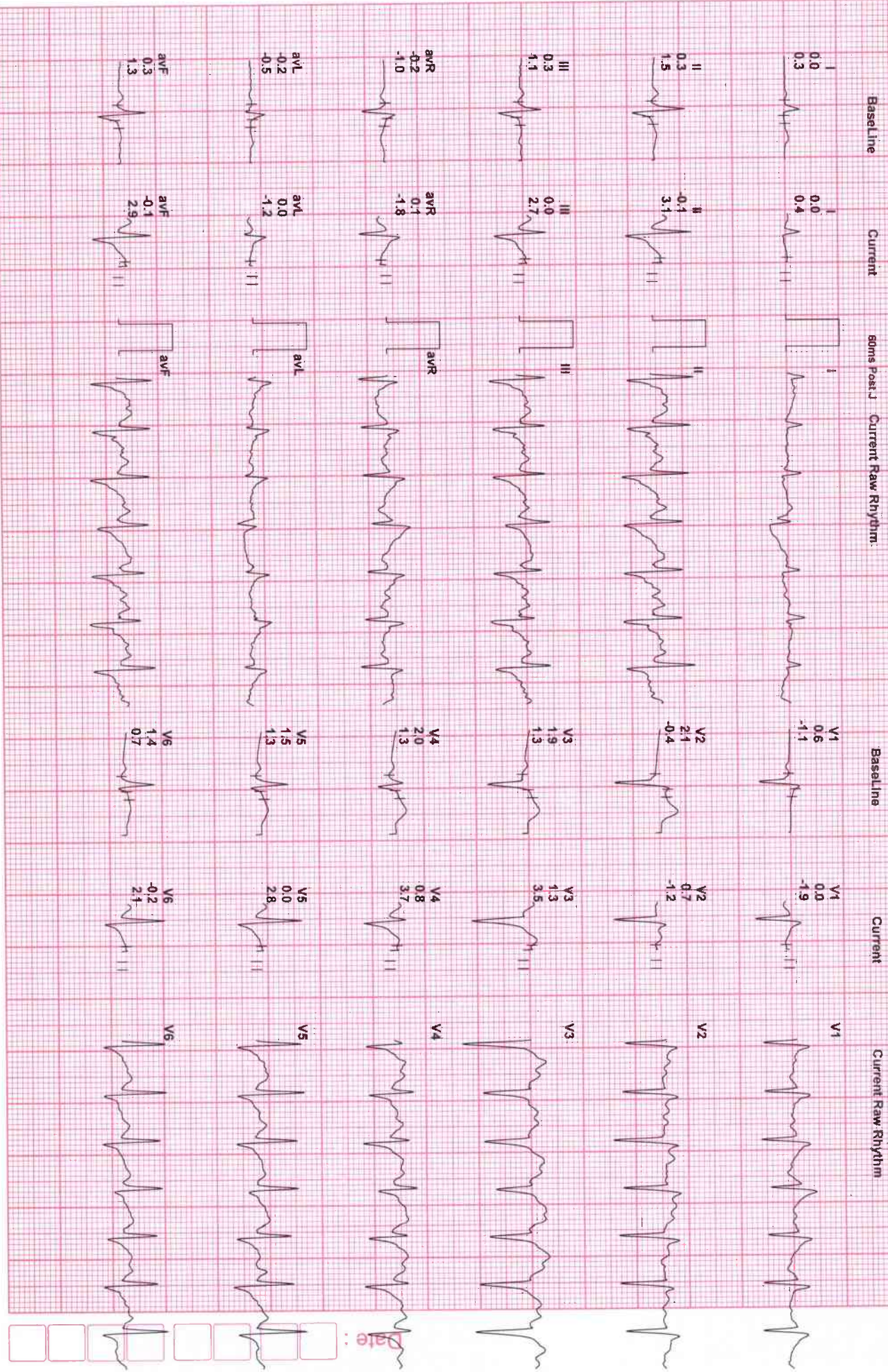
METS: 10.2
Bp: 134/94

Speed: 3.4 mph
Grade: 14.0%

BRUCE (1.0-100)Hz

BLC : On
Notch : On

10.0: 10.0: 25 mtr/Sec.



163462/MR ARIKATA MANOJ KUMAR
 32 Yrs/Male
 0 Kg/0 Cms
 Date: 28-Aug-2021 12:40:28 PM

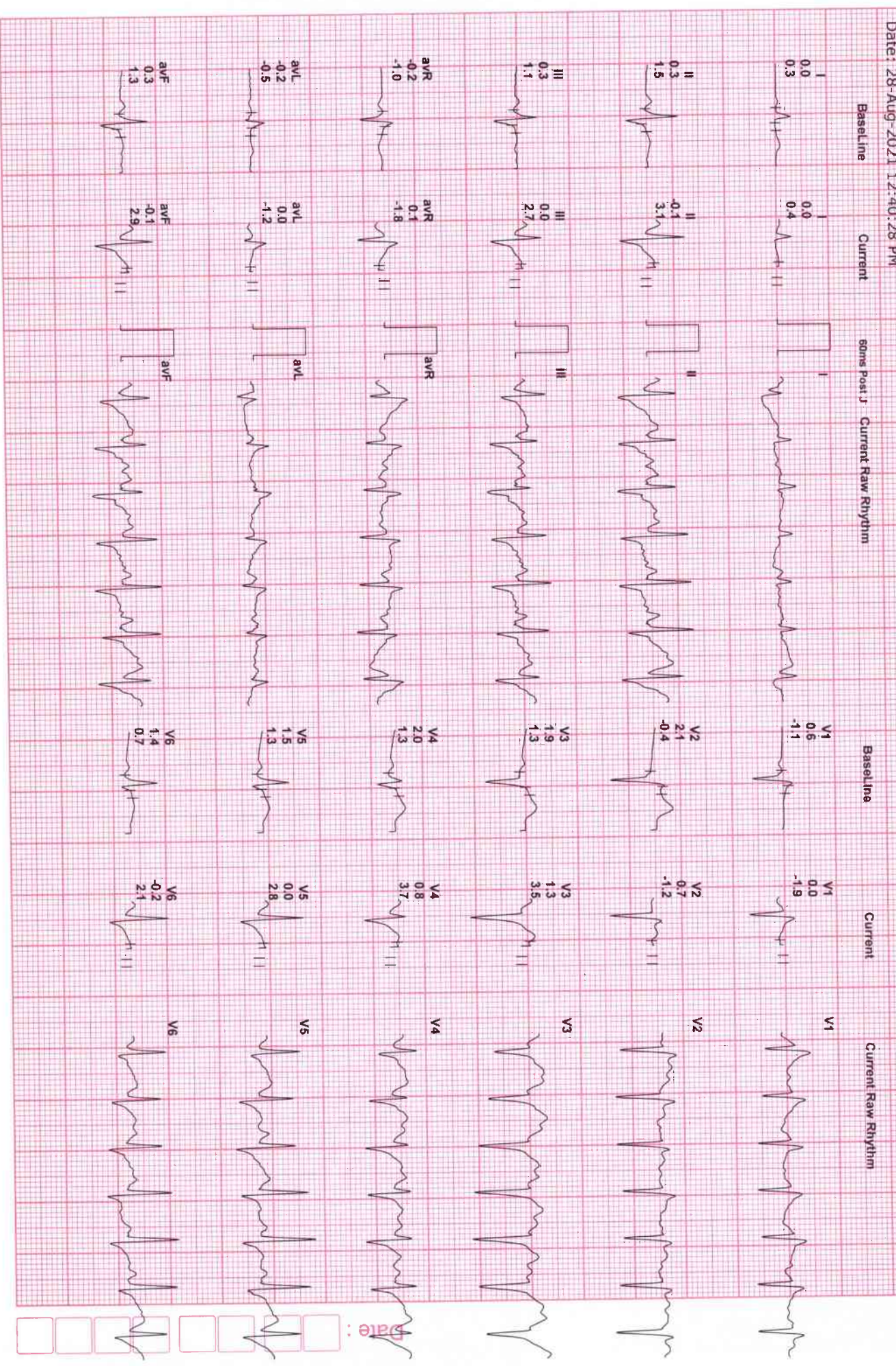
HR: 167 bpm
 METS: 10.2
 Bp: ---/---

MpHR: 88% of 188
 Speed: 4.2 mph
 Grade: 16.0%

Raw ECG
 BRUCE
 (1.0-100)Hz

Ex Time 09:01
 BLC: On
 Notch: On

BRUCE: Pea
 10.0 mm/mV
 25 mm/Sec.



163462/MR ARIKATA MANOJ KUMAR
 32 Yrs/Male
 0 Kg/0 Cms
 Date: 28-Aug-2021 12:40:28 PM

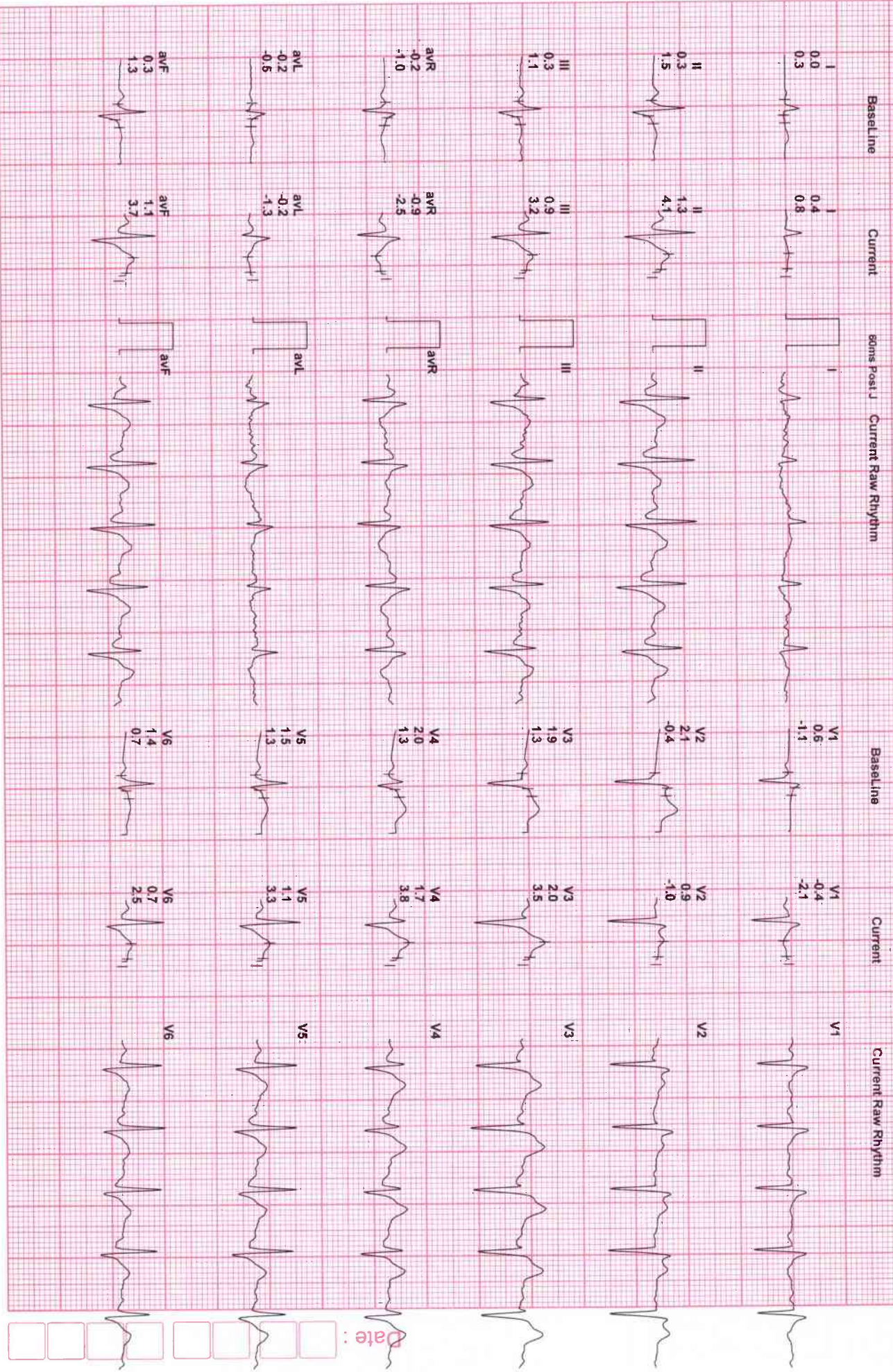
HR: 126 bpm
 METS: 4.3
 BP: 135/95

MPHR: 67% of 188
 Speed: 0.0 mph
 Grade: 0.0%

Raw ECG
 BRUCE
 (1.0-100)Hz

Ex Time 09:02
 BLC : On
 Notch : On

Recovery(1
 10.0 mm/mV
 25 mm/Sec.



Date:

163462/MR ARIKATA MANOJ KUMAR

HR: 110 bpm

MPHR: 58% of 188

Raw ECG

EX Time 09:02

Recovery(3

32 Yrs/Male

0 Kg/0 Cms

Date: 28-Aug-2021 12:40:28 PM

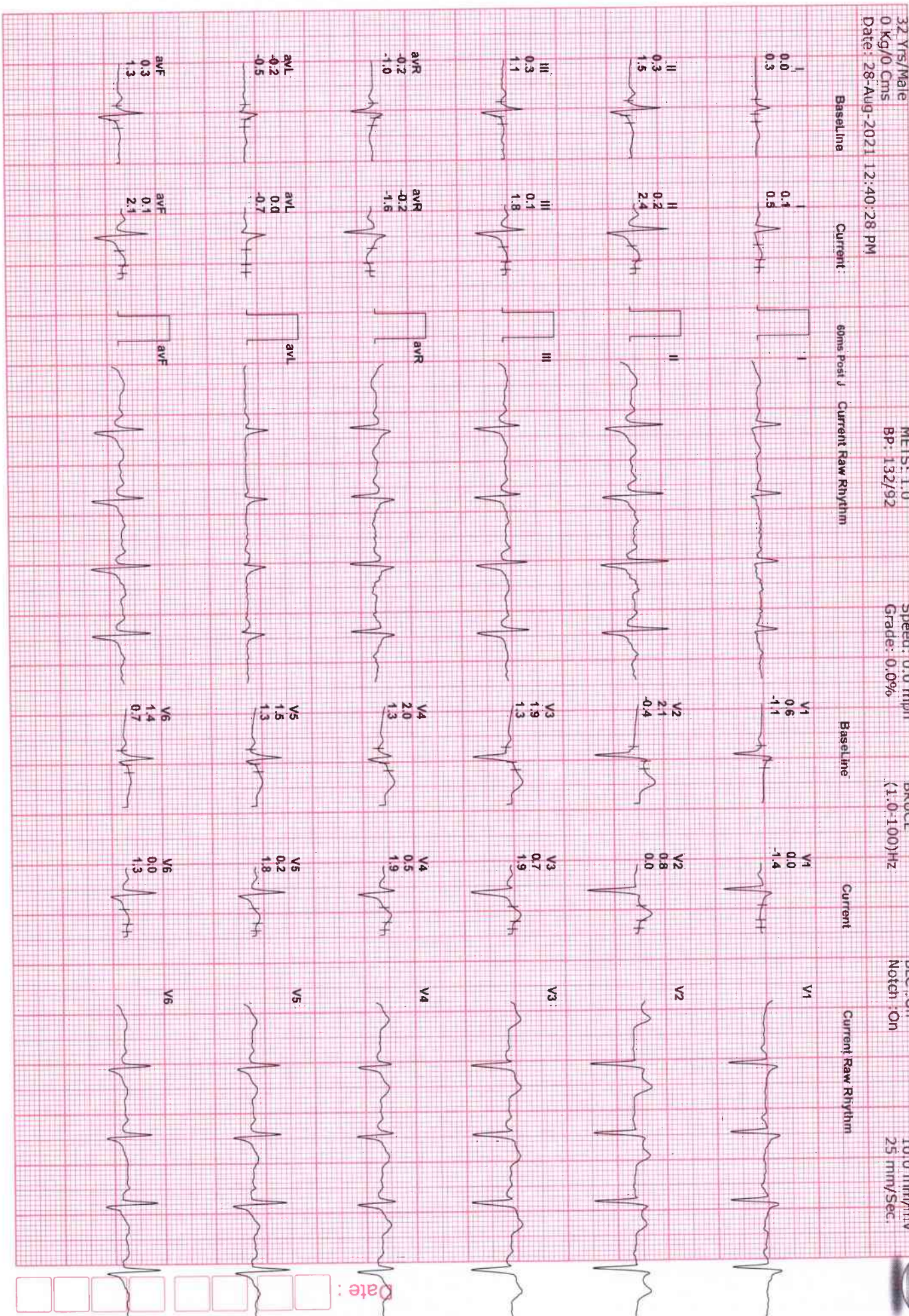
METS: 1.0
BP: 132/92

Speed: 0.0 mph
Grade: 0.0%

BRUCE
(1.0-1.00)Hz

BLC: On
Notch: On

10.0 mm/mV
25 mm/Sec.



Date:

163462/MR ARIKATA MANOJ KUMAR

32 Yrs/Male
0 Kg/0 Cms

Date: 28-Aug-2021 12:40:28 PM

HR: 108 bpm

METS: 1.0
BP: 128/88

MpHR: 57% of 188

Speed: 0.0 mph
Grade: 0.0%

Raw ECG

BRUCE
(1.0-100)Hz

Ex Time 09:02

BLC: On
Notch: On

Recovery(5)

10.0 mm/mV
25 mm/Sec





Bangalore Diagnostics & Multi-Speciality Centre

Quality Assurance : EQAP from AIIMS & CMC- Vellore

Quality. Trust. Since 1982.

198, 12th Main, 3rd Block, (Above Namma MTR, Next to SBI), Rajajinagar, Bangalore- 560 010.
Ph. : 080-23505407, 9448079978 e-mail : bangalore.d.s@gmail.com

ELECTROCARDIOGRAM

NAME/AGE: Arikata Manoj Kumar 32y/M

Lab No.: B0B

DATE: 28/8/2021

ECG FINDINGS

Standardization	<u>Lead</u>	Rate	<u>70b</u>
Rhythm	<u>sin</u>	Axis	<u>N</u>
P Wave	<u>N</u>	PR Interval	<u>0.16s</u>
Q Wave	<u>N</u>	QRS Voltage	<u>SM + AV₁ > 1.5mV</u>
QRS Duration	<u>0.10s</u>	ST Segment	<u>ST_T < 0.1mV</u>
QT interval	<u>0.41s</u>		
U Wave		Wave	<u>N</u>
Recommendations			
<u>Normal</u>			

Dr. _____

Dr. ASHOK
MD (Internal Medicine)
Reg No.: 13444

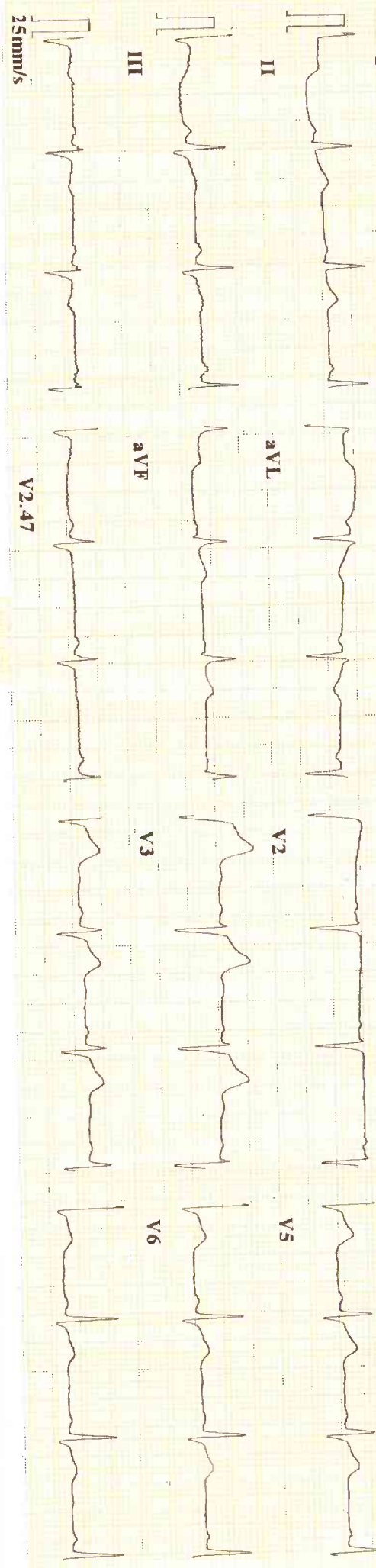
BANGALORE DIAGNOSTICS CENT
198, 12th Main, 3rd Block
Rajajinagar, Bangalore-560 010

Code:

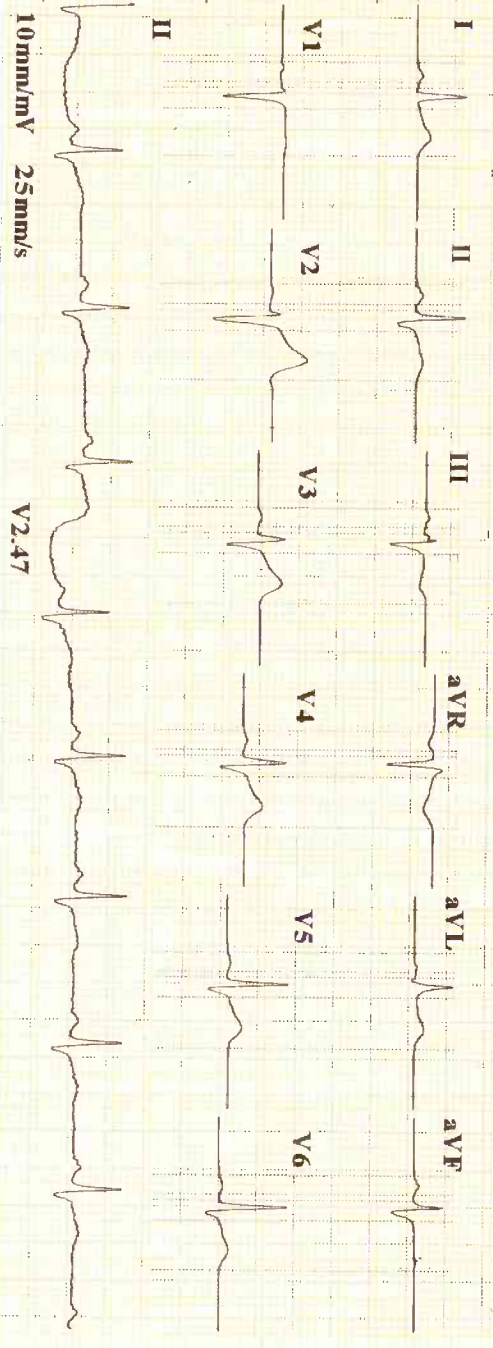
Information:
Rhythm
ECG***

Recorded by

10mm/mV 0.15-25Hz ACS50
 2021-08-28 15:26:44



Average Template: 2021-08-28 15:26:44



ID : 210828-1526
 Name : *Memor Kenny*
 Age : 32 yr
 Sex : Male
 BP :
 Height : mmHg
 Weight : kg
 HR : 76 bpm
 P Dur : 102 ms
 PR int : 140 ms
 QRS Dur : 101 ms
 QT/QTc int : 364/410 ms
 P/QRS/T axis : 66/-10/11 °
 RV5/SV1 amp : 0.818/0.780 mV
 RV6/SV2 amp : 1.598 mV
 0.899/0.743 mV

Minnesota 1-1-2(V1)

Diagnosis
 800: Sin
 ****Nor

Report