



NAME: GAGANDEEP KAUR	AGE/SEX: 29 YRS/F
DATE: Saturday, May 27, 2023	

CHEST XRAY (PA)

Both lung fields appear normal.

Both hila appear normal

Bilateral costo-phrenic angles appear grossly clear

Mediastinum and cardiac shadow appear normal

Bony thorax appears unremarkable

No evidence of free gas under domes of diaphragm

IMPRESSION:

- **NO SIGNIFICANT ABNORMALITY NOTED IN LUNG FIELDS**
- **NORMAL CARDIAC SHADOW**


DR SHARAD RUNGTA
MD RADIOLOGY

Not all pathologies can be detected on radiograph. Further radiographic evaluation is suggested if required.



Patient name	GAGANDEEP KAUR
Age / Sex	29 Y/F
Date	Saturday, 27 May 2023

ULTRASOUND OF ABDOMEN

LIVER appears normal in size (12.3 cm) and shows normal parenchymal echogenicity. No evidence of focal lesion. No evidence of dilated IHBR or portal vein. CBD appears normal.

GALL BLADDER is distended. No evidence of abnormal wall thickening or any significant calculus within.

PANCREAS appears normal. MPD is WNL

SPLEEN appears normal in size (11.0 cm) and shows normal parenchymal echogenicity. No evidence of focal lesion.

BOTH KIDNEYS appear normal in size (RK: 9.0 cm & LK: 9.6 cm), shape and position. Show normal cortical echogenicity. Corticomedullary differentiation is maintained. No evidence of calculus or hydronephrosis on either side.

URINARY BLADDER is partially full. No evidence of abnormal wall thickening or any significant calculus within.

UTERUS appears normal in size and position. CET is 5.6 mm WNL. No evidence of focal lesion noted. No evidence of focal or obvious adnexal mass lesion noted.

BOWEL LOOPS appear normal and show normal peristalsis. No evidence of LYMPHADENOPATHY noted. No evidence of ASCITES noted.

IMPRESSION:

- **NO SIGNIFICANT ABNORMALITY AT PRESENT SCAN.**


DR SHARAD RUNGTA
MD RADIOLOGY

Not all pathologies can be detected on radiograph. Further radiographic evaluation is suggested if required.



2D-ECHOCARDIOGRAPHY AND COLOR DOPPLER REPORT

NAME: GAGANDEEP KAUR

AGE/SEX: 29 YRS/FEMALE

DATE: 27 /05/2023

REF BY: DIRECT

OBSERVATION:

- NORMAL LV SIZE AND NORMAL LV SYSTOLIC FUNCTION. LVEF = 60% (VISUAL).
- NO RWMA AT REST.
- NO LV DIASTOLIC DYSFUNCTION.
- TRIVIAL MR. NO MS.
- NO AR. NO AS.
- MILD TR. NO PAH.RVSP: 23 MMHG.
- NORMAL SIZED LA, RA & RV WITH NORMAL RV SYSTOLIC FUNCTION.
- NORMAL SIZED MPA, RPA & LPA.
- INTACT IAS & IVS.
- NO E/O INTRACARDIAC CLOT/VEGETATION/PE.
- NORMAL IVC.
- NORMAL PERICARDIUM.

LA: 27MM

AO: 23MM

IVS: 11/13MM

LVPW: 10/12MM

LVID: 41/22MM

CONCLUSION:

- NORMAL LV/RV SIZE AND SYSTOLIC FUNCTION.
- NO RWMA AT REST.
- LVEF = 60 % (VISUAL).

DR.NIRAV BHALANI
[CARDIOLOGIST]

DR.ARVID SHARMA
[CARDIOLOGIST]

DR. DARSHAN THAKKAR
[CARDIOLOGIST]



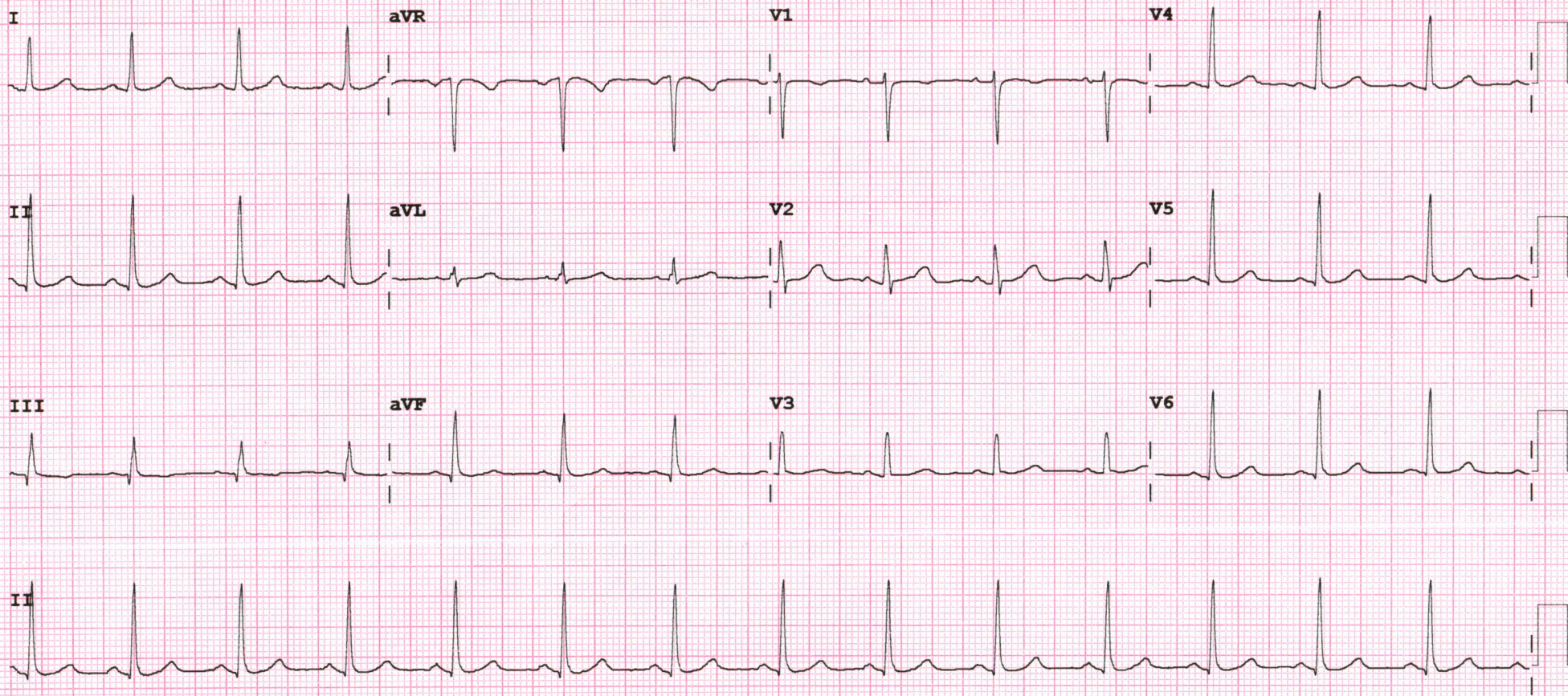
Rate 85
PR 136
QRSD 76
QT 364
QTc 433



--AXIS--

P 38
QRS 49
T 18

12 Lead; Standard Placement





Patient Name :	Gagandeep . Kaur	Sample No. :	20230502246
Patient ID :	20230501287	Visit No. :	OPD20230504306
Age / Sex :	29y/Female	Call. Date :	27/05/2023 09:23
Consultant :	DR SAURABH JAIN	S. Coll. Date :	27/05/2023 13:06
Ward :	-	Report Date :	27/05/2023 16:20

CBC, ESR

Investigation	Result	Normal Value
Hemoglobin :	9.9 gm/dl [L]	12.5 to 16.0 gm/dl
P.C.V. :	32.5 % [L]	37.0 to 47.0 %
M.C.V. :	61.1 fL [L]	78 to 100 fL
M.C.H. :	18.6 pg [L]	27 to 31 pg
M.C.H.C. :	30.5 g/dl [L]	32 to 36 g/dl
RDW :	15.8 % [H]	11.5 to 14.0 %
RBC Count :	5.32 X 10 ⁶ /cumm	4.2 to 5.4 X 10 ⁶ /cumm
Polymorphs :	75 % [H]	38 to 70 %
Lymphocytes :	22 %	15 to 48 %
Eosinophils :	1 %	0 to 6 %
Monocytes :	2 % [L]	3 to 11 %
Total :	100	< 100 > 100
WBC Count :	6500 /cmm	4000 to 10000 /cmm
Platelets Count :	254000 /cmm	1,50,000 to 4,50,000 /cmm
ESR - After One Hour :	17 mm/hr	1 to 20 mm/hr

Dr. Mehul Desai
M.B.D.C.P
Reg.No.G-9521



Patient Name : Gagandeep . Kaur	Sample No. : 20230502246
Patient ID : 20230501287	
Age / Sex : 29y/Female	Visit No. : OPD20230504306
Consultant : DR SAURABH JAIN	Call. Date : 27/05/2023 09:23
Ward : -	S. Coll. Date : 27/05/2023 13:06
	Report Date : 27/05/2023 16:20

Blood Group

Investigation	Result	Normal Value
BLOOD GROUP :		
ABO	B	
Rh	Positive	

FBS & PPBS

Investigation	Result	Normal Value
Blood Sugar (FBS) :	83 mg/dl	74 - 100 mg/dl
Urine Sugar (FUS) :	Nil	
Blood Sugar (PP2BS) :	156 mg/dl [H]	70 to 120 mg/dl
Urine Sugar (PP2US) :	Nil	

HBA1C

Investigation	Result	Normal Value
Glycosylated Hb :	4.8 %	Near Normal Glycemia : 6 to 7 Excellent Control : 7 to 8 Good Control : 8 to 9 Fair Control : 9 to 10 Poor Control : > 10
Average Plasma Glucose of Last 3 Months :	91.06	

Dr.Mehul Desai
M.B.D.C.P
Reg.No.G-9521



Patient Name :	Gagandeep . Kaur	Sample No. :	20230502246
Patient ID :	20230501287	Visit No. :	OPD20230504306
Age / Sex :	29y/Female	Call. Date :	27/05/2023 09:23
Consultant :	DR SAURABH JAIN	S. Coll. Date :	27/05/2023 13:06
Ward :	-	Report Date :	27/05/2023 16:20

LFT (Liver Function Test)

Investigation	Result	Normal Value
Total Bilirubin :	0.9 mg/dl	0.2 to 1.0 mg/dl
Direct Bilirubin :	0.6 mg/dl [H]	0.0 to 0.2 mg/dl
Indirect Bilirubin :	0.3 mg/dl	0.0 to 0.8 mg/dl
AST (SGOT) :	12 U/L	5 to 34 U/L
ALT (SGPT) :	44 U/L	0 to 55 U/L
Total Protein (TP) :	6.7 g/dL	6.4 to 8.3, g/dl
Albumin (ALB) :	3.8 g/dl	3.5 to 5.2 g/dl
Globulin :	2.9 g/dl	2.3 to 3.5 g/dl
A/G Ratio :	1.31	
Alkaline Phosphatase (ALP) :	94 U/L	40 to 150 U/L
GAMMA GT. :	12 U/L	7 to 35 U/L

Dr.Mehul Desai
M.B.D.C.P
Reg.No.G-9521



Patient Name : Gagandeep . Kaur

Sample No. : 20230502246



Patient ID : 20230501287

Visit No. : OPD20230504306

Age / Sex : 29y/Female

Call. Date : 27/05/2023 09:23

Consultant : DR SAURABH JAIN

S. Coll. Date : 27/05/2023 13:06

Ward : -

Report Date : 27/05/2023 16:20

RENAL FUNCTION TEST

Investigation	Result	Normal Value
Creatinine :	0.9 mg/dl	0.6 - 1.4 mg/dl
Urea :	11 mg/ dl	13 - 45 mg/dl
Uric Acid :	6.9 mg/dl	3.5 - 7.2 mg/dl
Calcium :	8.4 mg/dl	8.5 - 10.5
Phosphorus :	5.4 mg/dl	1.5 - 6.8

Dr. Mehul Desai
M.B.D.C.P
Reg.No.G-9521



Patient Name : Gagandeep . Kaur

Sample No. : 20230502246



Patient ID : 20230501287

Visit No. : OPD20230504306

Age / Sex : 29y/Female

Call. Date : 27/05/2023 09:23

Consultant : DR SAURABH JAIN

S. Coll. Date : 27/05/2023 13:06

Ward : -

Report Date : 27/05/2023 16:20

Lipid Profile

Investigation	Result	Normal Value
Sample :	Fasting	
Sample Type :	Normal	
Cholesterol (Chol) :	135 mg/dl	Low risk : < 200 Moderate risk : 200 - 239 High risk : > or = 240
Triglyceride :	95 mg/dl	Normal : < 200.0 High : 200 - 499 Very High : > or = 500
HDL Cholesterol :	58 mg/dl	Low risk : >or = 60 mg/dL High risk : Up to 35 mg/dL
LDL :	58 mg/dl [L]	131.0 to 159.0(N) < 130.0(L) > 159.0(H)
VLDL :	19 mg/dl	Up to 0 to 34 mg/dl
LDL/HDL Ratio :	1	Low risk : 0.5 to 3.0 Moderate risk : 3.0 to 6.0 Elevted level high > 6.0
Total Chol / HDL Ratio :	2.33	Low Risk : 3.3 to 4.4 Average Risk : 4.4 to 7.1 Moderate Risk : 7.1 to 11.0 High Risk : > 11.0
Total Lipids :	588 mg/dl	400 to 700 mg/dl

Note :- Lipemic samples give high triglyceride value and falsely low LDL value.

Dr.Mehul Desai
M.B.D.C.P
Reg.No.G-9521



Unipath Specialty Laboratory (Baroda) LLP - Platinum Complex, Opp. HDFC Bank, Nr. Radha Krishna char rasta, Akota, Vadodara - 390020
 Unipath Specialty Laboratory (Baroda) LLP - Platinum Complex, Opp. HDFC Bank, Nr. Radha Krishna char rasta, Akota, Vadodara - 390020
 Phone: 0265-2354435 / 2326260 | Mobile: 7228800500 / 8155028222 | Email: info.baroda@unipathllp.in



TEST REPORT

Reg. No. : 30501013533 Reg. Date : 27-May-2023 12:02 Collected On : 27-May-2023 12:02
 Name : Ms. GAGANDEEP KAUR Approved On : 27-May-2023 12:53
 Age : 29 Years Gender : Female Ref. No. : Dispatch At :
 Ref. By : Tele No. :
 Location : SAVITA SUPERSPECIALTY HOSPITAL @ WAGHODIYA ROAD

Test Name	Results	Units	Bio. Ref. Interval
THYROID FUNCTION TEST			
T3 (triiodothyronine) <i>Method:CLIA</i>	1.07	ng/mL	0.6 - 1.81
T4 (Thyroxine) <i>Method:CLIA</i>	6.00	µg/dL	4.5 - 12.6
TSH (ultra sensitive) <i>Method:CLIA</i>	4.419	µIU/mL	0.55 - 4.78
Sample Type:Serum			

Comments:

Thyroid stimulating hormone (TSH) is synthesized and secreted by the anterior pituitary in response to a negative feedback mechanism involving concentrations of FT3 (free T3) and FT4 (free T4). Additionally, the hypothalamic tripeptide, thyrotropin-releasing hormone (TRH), directly stimulates TSH production. TSH stimulates thyroid cell production and hypertrophy, also stimulate the thyroid gland to synthesize and secrete T3 and T4. Quantification of TSH is significant to differentiate primary (thyroid) from secondary (pituitary) and tertiary (hypothalamus) hypothyroidism. In primary hypothyroidism, TSH levels are significantly elevated, while in secondary and tertiary hypothyroidism, TSH levels are low.

TSH levels During Pregnancy :

- First Trimester : 0.1 to 2.5 µIU/mL
- Second Trimester : 0.2 to 3.0 µIU/mL
- Third trimester : 0.3 to 3.0 µIU/mL

Reference : Carl A.Burtis,Edward R.Ashwood,David E.Bruns. Tietz Textbook of Clinical Chemistry and Molecular Diagnostics. 5th Edition. Philadelphia: WB Saunders,2012:2170

----- End Of Report -----

This is an electronically authenticated report.

Test done from collected sample.

Dr. Vishal Jhaveri



Patient Name : Gagandeep . Kaur

Sample No. : 20230502246



Patient ID : 20230501287

Visit No. : OPD20230504306

Age / Sex : 29y/Female

Call. Date : 27/05/2023 09:23

Consultant : DR SAURABH JAIN

S. Coll. Date : 27/05/2023 13:06

Ward : -

Report Date : 27/05/2023 16:20

Urine R/M

Investigation	Result	Normal Value
Quantity - :	20 ml	
Colour - :	Yellow	
Reaction (pH) :	6.0	4.6-8.0
Turbidity :	Clear	
Deposit :	Absent	Absent
Sp.Gravity :	1.020	1.005-1.010
Protein :	Absent	Absent
Glucose :	Absent	Absent
Bile Salts :	Absent	Absent
Bile pigments :	Absent	Absent
Ketones :	Absent	Absent
Urobilinogen :	Absent	
Blood :	Absent	Absent
Pus Cells :	3-4 /hpf	0-5/hpf
Red Blood Cells :	0-2 /hpf	Absent
Epithelial Cells :	4-5 /hpf	

Dr.Mehul Desai
M.B.D.C.P
Reg.No.G-9521



PHYSICIAN EXAMINATION

Name :	GAGANDEEP KAUR	Age :	29/FEMALE
Reg.No :	20230501287	DOE :	27/05/2023


Physical Examination:

Height:	152	Weight:	68KG	PULSE:	100	Temperature:	NORMAL
	CM						

BMI :	29.43	BP :	132/80	SPO2	97%
--------------	--------------	-------------	---------------	-------------	------------

Chief Complaint :	PAIN IN ABDOMEN
Past History :	NAD
General Examination :	NAD
Systemic Examination :	NAD
INVESTIGATION :	NAD
ADVICE :	CAP: AUTRIN 1--0--0 (1 MONTH) TAB: PCM 1 TAB SOS

DR. SAURABH JAIN





Examination By Ophthalmologist

Name :	GAGANDEEP KAUR	Age :	29/FEMALE
Reg.No :	20230501287	DOE :	27/05/2023
Present Complaints :	NO FRESH C/O		
Medical History :	NAD		
Examination Of Eye :	NAD		

External Examination :	NIL	NIL
Anti Seg Examination :	A/S WNL	
Schiotz Tonometry IOP :	P:RRRL	
Fundus :	NILL	
Without Glass	Distant Vision :	
	Near Vision :	
With Glass	Distant Vision : 6/6WITH-1.50DSPH	6/6WITH- 1.0DSPH/- 0.50D1Y1/180
	Near Vision :N6	N6
Colour Vision (With Ishihara Chart) :	WNL	
Advice :	NAD	



DR CHETAN CHAUHAN



भारत सरकार
Government of India

भारतीय विशिष्ट पहचान प्राधिकरण
Unique Identification Authority of India

नामांकन क्रम/ Enrolment No.: 0000/00529/56160

To
गगनदीप कौर
Gagandeep Kaur
C/O Pankaj Bansal
House No.112
Star City Colony
Hanumangarh
Hanumangarh Rajasthan - 335512
9983469957

Signature Not Verified
Digitally signed by
UNIQUE IDENTIFICATION
AUTHORITY OF INDIA 94
Date: 2022.09.09 02:26:56
UTC



आपका आधार क्रमांक / Your Aadhaar No. :

2875 2752 1650

VID : 9102 8997 1368 8691

मेरा आधार, मेरी पहचान



भारत सरकार
Government of India



गगनदीप कौर
Gagandeep Kaur
जन्म तिथि/DOB: 11/10/1993
महिला/ FEMALE

2875 2752 1650

VID : 9102 8997 1368 8691

मेरा आधार, मेरी पहचान



Government of India



सूचना

- आधार पहचान का प्रमाण है, नागरिकता का नहीं।
- सुरक्षित QR कोड / ऑफलाइन XML / ऑनलाइन ऑथेंटिकेशन से पहचान प्रमाणित करें।
- यह एक इलेक्ट्रॉनिक प्रक्रिया द्वारा बना हुआ पत्र है।

INFORMATION

- Aadhaar is a proof of identity, not of citizenship.
- Verify identity using Secure QR Code/ Offline XML/ Online Authentication.
- This is electronically generated letter.

- आधार देश भर में मान्य है।
- आधार कई सरकारी और गैर सरकारी सेवाओं को पाना आसान बनाता है।
- आधार में मोबाइल नंबर और ईमेल ID अपडेट रखें।
- आधार को अपने स्मार्ट फोन पर रखें, mAadhaar App के साथ।

- Aadhaar is valid throughout the country.
- Aadhaar helps you avail various Government and non-Government services easily.
- Keep your mobile number & email ID updated in Aadhaar.
- Carry Aadhaar in your smart phone – use mAadhaar App.




भारतीय विशिष्ट पहचान प्राधिकरण
Unique Identification Authority of India



पता:
सी/ओ पंकज बंसल, हाउस न.११२, स्टार सिटी कॉलोनी,
हनुमानगढ़, हनुमानगढ़,
राजस्थान - 335512

Address:
C/O Pankaj Bansal, House No.112, Star City
Colony, Hanumangarh, Hanumangarh,
Rajasthan - 335512



2875 2752 1650

VID : 9102 8997 1368 8691

1947 | help@uidai.gov.in | www.uidai.gov.in

Issue Date: 11.09.2013

Download Date: 08/04/2022



To,

The Coordinator,
Mediwheel (Arcofemi Healthcare Limited)
Helpline number: 011- 41195959

Dear Sir / Madam,

Sub: Annual Health Checkup for the employees of Bank of Baroda

This is to inform you that the following spouse of our employee wishes to avail the facility of Cashless Annual Health Checkup provided by you in terms of our agreement.

PARTICULARS OF HEALTH CHECK UP BENEFICIARY	
NAME	GAGANDEEP KAUR
DATE OF BIRTH	11-10-1993
PROPOSED DATE OF HEALTH CHECKUP FOR EMPLOYEE SPOUSE	27-05-2023
BOOKING REFERENCE NO.	23J121211100060044S
SPOUSE DETAILS	
EMPLOYEE NAME	MR. BANSAL PANKAJ
EMPLOYEE EC NO.	121211
EMPLOYEE DESIGNATION	DIGITAL BANKING
EMPLOYEE PLACE OF WORK	VADODARA,HO, ALKAPURI
EMPLOYEE BIRTHDATE	02-08-1993

This letter of approval / recommendation is valid if submitted along with copy of the Bank of Baroda employee id card. This approval is valid from **22-05-2023** till **31-03-2024**.The list of medical tests to be conducted is provided in the annexure to this letter. Please note that the said health checkup is a **cashless facility** as per our tie up arrangement. We request you to attend to the health checkup requirement of our employee's spouse and accord your top priority and best resources in this regard. The EC Number and the booking reference number as given in the above table shall be mentioned in the invoice, invariably.

We solicit your co-operation in this regard.

Yours faithfully,

Sd/-

Chief General Manager
HRM Department
Bank of Baroda

(Note: This is a computer generated letter. No Signature required. For any clarification, please contact Mediwheel (Arcofemi Healthcare Limited))