

ELECTRO CARDIOGRAM



Name..... Tamalika Sarkar

Ref. by Dr. Bank of Baroda

Age..... 30yrs Sex (M F F) Date..... 21/4/2013



Bamchandaipur, N.H.2, Purba Burdhaman - 703103, West Bengal, India
Phone : +91 9475641904, + 91 9233333583
E-mail: info.sharanyahospital@gmail.com
Web-site: www.sharanyahospital.com

REPORT

Rate P-R Interval
Rhythm QRS Interval
QRS Complex QT Interval
ST Segment Q Wave
Other Finding T Wave
Final Comments *WMS*
Am
02/04/2023

Cardiologist



SHARANYA
Multispeciality Hospital
BURDWAN



HAEMATOLOGY

NAME : Tamalika Sarkar
AGE/SEX : 30 Yr(s) 11 Month(s) 23 Day(s) FEMALE
REQ. NO. : 01-DIRQ-PL-23-000147
REF. BY : Bank of Baroda
TAT : 2 Hrs 38 Mins

REG. NO. : 01-23-000145
REG. DATE : 02/04/2023
REQ. DATE : 02/04/2023
COLLECTION DT. : 02/04/2023
REP. DATE : 02/04/2023

INVESTIGATION

TEST METHOD

RESULT

Blood Grouping (ABO, Rh)

Blood Group (ABO)

" AB "

Rh (D) Factor

POSITIVE

"Note: Please correlate clinically"

End of Report

Prof (Dr.) Anup Kumar Boler
MBBS, MD, (path)

REG. NO- WBMC 52317
P.B. : JOYDIP ADITYA

Dr. S. G. Mukhopadhyay
MBBS, MD(Path)

REG. NO- WBMC 63899

Prof (Dr.) Debkumar Ray
MBBS, MD(Biochemistry)

REG. NO- WBMC 54125

Dr. Binita Kongsabanik
MBBS, MD(Microbiology)

REG. NO- WBMC 74374



Bamchandaipur, N.H. 2
Purba Bardhaman-713104, West Bengal, India
Phone : +91 9475641904, +91 9233333583
E-mail : info.shranyahospital@gmail.com
Web : www.shranyahospital.com



SHARANYA
Multispeciality Hospital
BURDWAN



BIOCHEMISTRY


NAME : Tamalika Sarkar
AGE/SEX : 30 Yr(s) 11 Month(s) 23 Day(s)
REQ. NO. : ^{FEMALE} 01-DIRQ-PL-23-000147
REF. BY : Bank of Baroda
TAT : 2 Hrs 39 Mins

REG. NO. : 01-23-000145
REG. DATE : 02/04/2023
REQ. DATE : 02/04/2023
COLLECTION DT.: 02/04/2023
REP. DATE : 02/04/2023

<u>INVESTIGATION</u>	<u>TEST METHOD</u>	<u>RESULT</u>	<u>UNIT</u>	<u>REFERENCE RANGE</u>
<u>Lipid Profile, Serum</u>				
Total Cholesterol		130.1	mg/dl	<250
Triglycerides		81.5	mg/dl	<170
HDL Cholesterol		64.2	mg/dl	<55
LDL Cholesterol		49.6	mg/dl	0-160
VLDL Cholesterol		16.3	mg/dl	10-35
<u>LIVER FUNCTION TEST</u>				
Total Bilirubin		0.52	mg/dl	0.1-1.2
Direct Bilirubin		0.21	mg/dl	<0.3
Indirect Bilirubin		0.31	mg/dl	
SGPT/ALT		20.9	U/L	<40
SGOT/AST		23.7	U/L	<40
Alkaline Phosphatase .		78.9	U/L	108-306
Total Protein		8.4	gm/dl	6.3-8.4
Albumin		5.0	gm/dl	3.5-5
Globulin		3.4	gm/dl	>2.5

"Note: Please correlate clinically"

End of Report


Dr. Debkumar Ray
MBBS, MD
Consultant Biochemistry

Dr. Anup Kumar Boler
MBBS, MD, Pathology
Consultant Pathologist

Dr. S.G Mukhopadhyay
MD, Pathologist.
Consultant Pathologist

Dr. Binita Kangsabanik
MBBS, MD
Consultant
Microbiologist

P.B. : JOYDIP ADITYA



Banschandaipur, N.H. 2
Purba Bardhaman-713104, West Bengal, India
Phone : +91 9475641904, +91 9233333583
E-mail : info.shranyahospital@gmail.com
Web : www.shranyahospital.com



ADVANCED BIOCHEMISTRY

NAME	: Tamalika Sarkar	REG. NO.	: 01-23-000145
AGE/SEX	: 30 Yr(s) 11 Month(s) 23 Day(s)	REG. DATE	: 02/04/2023
REQ. NO.	: ^{FEMALE} 01-DIRQ-PL-23-000147	REQ. DATE	: 02/04/2023
REF. BY	: Bank of Baroda	COLLECTION DT.	: 02/04/2023
TAT	: 11 Hrs 15 Mins	REP. DATE	: 02/04/2023

<u>INVESTIGATION</u>	<u>TEST METHOD</u>	<u>RESULT</u>	<u>UNIT</u>	<u>REFERENCE RANGE</u>
T3, T4, TSH				
T3, Serum	CLIA	1.5	ng/ml	0.69-2.15
T4, Serum	CLIA	9.0	ug/dl	5.2-12.7
TSH, Serum	CLIA	5.0	uIU/ml	0.3-4.5

Method -CLIA (Snibe Maglumi-800)

"Note: Please correlate clinically"

End of Report

Dr. Debkumar Ray
MBBS, MD
Consultant
Biochemistry

Dr. Anup Kumar Boler
MBBS, MD, Pathology
Consultant Pathologist

Dr. S.G Mukhopadhyay
MD, Pathologist.
Consultant Pathologist

Dr. Binita Kangsabanik
MBBS, MD
Consultant
Microbiologist

P.B. : CHAYAN BAIRAGI



Bamchandaipur, N.H. 2
Purba Bardhaman-713104, West Bengal, India
Phone : +91 9475641904, +91 9233333583
E-mail : info.shranyahospital@gmail.com
Web : www.sharanyahospital.com

BIOCHEMISTRY

Patient Name	: Tamalika Sarkar	Reg No / Visit No	: 01-23-000145/1
Age / Sex	: 30 Years / Female	Requisition No	: 01-DIRQ-PL-23-000147
Ref. By	: Bank of Baroda	Requisition Date	: 02-Apr-2023
Lab No	:	Collection Date	: 02-Apr-2023
TAT	: 2 Hrs 25 Mins	Report Date	: 02-Apr-2023

Sample : Blood

<u>Test Parameters</u>	<u>Result</u>	<u>Unit</u>	<u>Normal Range</u>
HbA1C (Glycosylated Hb)	4.36	%	Non Diabetics 4-6 % Target of therapy < 7% Change of therapy > 8%

Comment : Kindly Correlate Clinically.

END OF REPORT



Dr. Deb Kumar Ray
MBBS, MD
Consultant Biochemistry

Dr. Anup Kumar Boler
MBBS, MD, Pathology
Consultant Pathologist

Dr. S.G Mukhopadhyay
MD, Pathologist.
Consultant Pathologist

Dr. Binita Kangsabanik
MBBS, MD
Consultant Microbiologist





SHARANYA
Multispeciality Hospital
BURDWAN



BIOCHEMISTRY


NAME : Tamalika Sarkar
AGE/SEX : 30 Yr(s) 11 Month(s) 23 Day(s)
REQ. NO. : ^{FEMALE} 01-DIRQ-PL-23-000147
REF. BY : Bank of Baroda
TAT : 2 Hrs 36 Mins

REG. NO. : 01-23-000145
REG. DATE : 02/04/2023
REQ. DATE : 02/04/2023
COLLECTION DT.: 02/04/2023
REP. DATE : 02/04/2023

<u>INVESTIGATION</u>	<u>TEST METHOD</u>	<u>RESULT</u>	<u>UNIT</u>	<u>REFERENCE RANGE</u>
BUN (Blood Urea Nitrogen)		10.26	mg/dl	8-20
Creatinine, Serum		0.58	mg/dl	0.5-1.3
Uric Acid		4.21	mg/dl	2.4-5.7
Blood Glucose (Fasting)		93.0	mg/dl	70-110

"Note: Please correlate clinically"

End of Report


Dr. Debkumar Ray
MBBS,MD
Consultant Biochemistry

Dr. Anup Kumar Boler
MBBS,MD, Pathology
Consultant Pathologist

Dr. S.G Mukhopadhyay
MD, Pathologist.
Consultant Pathologist

Dr. Binita Kangsabanik
MBBS,MD
Consultant
Microbiologist

P.B. : JOYDIP ADITYA



Bamchandaipur, N.H. 2
Purba Barddhaman-713104, West Bengal, India
Phone : +91 9475641904, +91 9233333583
E-mail : info.shranyahospital@gmail.com
Web : www.shranyahospital.com



SHARANYA
Multispeciality Hospital
BURDWAN




DEPARTMENT OF X RAY

Patient Name : Tamalika Sarkar
Age / Sex : 30 Years / Female
Ref. By : Bank of Baroda

Reg No / Visit No : 01-23-000145/1
Requisition No : 01-DIRQ-XR-23-000035
Report Date : 02-Apr-2023

X-RAY CHEST PA VIEW.

Bronchovascular marking are bilaterally prominent.
Domes of diaphragms are smooth and regular.
costophrenic angles are clear..
Mediastinum is central.
Hila shadow are normal.
Cardiac shadow is normal.
IMP: Normal study.
Clinical correlation suggested.


Dr. Anoop Sastry
Consultant Radiologist



Banchandaipur, N.H. 2
Purba Bardhaman-713104, West Bengal, India
Phone : +91 9475641904, +91 9233333583
E-mail : info.shranyahospital@gmail.com
Web : www.shranyahospital.com

HAEMATOLOGY

NAME	: Tamalika Sarkar	REG. NO.	: 01-23-000145
AGE/SEX	: 30 Yr(s) 11 Month(s) 23 Day(s)	REG. DATE	: 02/04/2023
REQ. NO.	: ^{FEMALE} 01-DIRQ-PL-23-000147	REQ. DATE	: 02/04/2023
REF. BY	: Bank of Baroda	COLLECTION DT.	: 02/04/2023
TAT	: 3 Hrs 41 Mins	REP. DATE	: 02/04/2023

INVESTIGATION	TEST METHOD	RESULT	UNIT	REFERENCE RANGE
C B C Complete Haemogram				
Haemoglobin, Blood	Electronic	11.4	gm/dl	11-16
Total Red Blood Corpuscles	Electronic	4.41	million/cumm	3.8-4.8
Total White Blood Corpuscles	Electronic	9000	/cumm	4000-11000
Differential Leucocyte Count				
Neutrophils	Electronic/ Manual	71	%	45-75
Lymphocytes	Electronic/ Manual	25	%	25-45
Monocytes	Electronic/ Manual	02	%	2-5
Eosinophils	Electronic/ Manual	02	%	2-6
Basophils	Electronic/ Manual	00	%	<1
Platelet Count	Electronic/ Manual	1.30	Lakh/cumm	1.5-4.5
ESR 1st Hr	Electronic	27	mm/1st hr.	5-35
Haematocrit/PCV, Blood	Electronic	34.4	%	36-46
MCV	Electronic	78.2	fl	83-101
MCH	Electronic	25.9	Picogram	27-32
MCHC	Electronic	33.2	%	30-35
RDW	Electronic	13.9	%	11-14
Neutrophil:Lymphocyte Ratio	Calculated	2.84	-	1-3

"Note: Please correlate clinically"

End of Report

Dr. Debkumar Ray
 MBBS,MD
 Consultant
 Biochemistry

Dr. Anup Kumar Boler
 MBBS,MD, Pathology
 Consultant Pathologist

Dr. S.G Mukhopadhyay
 MD, Pathologist.
 Consultant Pathologist

Dr. Binita Kangsabanik
 MBBS,MD
 Consultant
 Microbiologist

P.B. : CHAYAN BAIRAGI



Bamchandaipur, N.H. 2
 Purba Bardhaman-713104, West Bengal, India
 Phone : +91 9475641904, +91 9233333583
 E-mail : info.shranyahospital@gmail.com
 Web : www.sharanyahospital.com



SHARANYA
Multispeciality Hospital
BURDWAN



CLINICAL PATHOLOGY

Patient Name	: Tamalika Sarker	Reg No / Visit No	: 01-23-000145/1
Age / Sex	: 30 Years / Female	Requisition No	: 01-DIRQ-PL-23-000147
Ref. By	: Bank of Baroda	Requisition Date	: 02-Apr-2023
Lab No	:	Collection Date	: 02-Apr-2023 09:16 AM
TAT	: 3 Hrs 32 Mins	Report Date	: 02-Apr-2023

URINE ROUTINE EXAMINATION

TEST PARAMETERS	RESULT	TEST PARAMETER	RESULT
PHYSICAL EXAMINATION		MICROSCOPICAL EXAMINATION	
VOLUME	30 ml	PUS CELLS	2-3 /HPF
COLOUR	Pale Yellow	RBC	NI
APPEARANCE	Clear	EPITHELIAL CELLS	1-2 /HPF
SPECIFIC GRAVITY	1.010	CASTS	NI
		MICRO ORGANISM	NI
CHEMICAL EXAMINATION			
REACTION	ACIDIC	CRYSTALS	NOT SEEN
PROTEIN	NI		
GLUCOSE	NI	PHOSPHATES	ABSENT
BLOOD	NI	NITRITE	ABSENT
BILE PIGMENTS	ABSENT	KETONE	ABSENT
		BILE SALT	ABSENT

Prof (Dr.) Anup Kumar Boler
MBBS, MD, (path)
REG. NO- WBMCI 52317

Dr. S. G. Mukhopadhyay

MBBS, MD (Path)

REG. NO- WBMCI 61899

Barbanchandaipur, N.B.

REG. NO- WBMCI 54126

Purba Bardhaman-713104, West Bengal, India

Phone : +91 9475641904, +91 9233333583

E-mail : info.shranyahospital@gmail.com

Web : www.shranyahospital.com

P.B. : CHAYAN BARUA

Prof (Dr.) Debkumar Ray

MBBS, MD (Biochemistry)

REG. NO- WBMCI 54126

Purba Bardhaman-713104, West Bengal, India

Phone : +91 9475641904, +91 9233333583

E-mail : info.shranyahospital@gmail.com

Web : www.shranyahospital.com

P.B. : CHAYAN BARUA

Dr. Binita Kongsabanik

MBBS, MD (Microbiology)

REG. NO- WBMCI 76174

