



भारत सरकार
Government of India



आशीष कुमार
Ashish Kumar

जन्म तिथि / DOB : 22/07/1989
पुरुष / Male



6020 4134 6415

आधार - आम आदमी का अधिकार



NASH PRE ACCREDITATION
ENTRY LEVEL HOSPITAL
PEH-2018-0537



**SURANA SETHIA HOSPITAL
AND RESEARCH CENTRE
CHARITABLE**

Chembur | Malad | Bhiwandi | Navi Mumbai

Patient Name : MR. KUMAR ASHISH .
Ordered Loc : Hospital clinic
Referred By : Dr.Bank Of Baroda
Class : OPD
Current Loc :
Accession No : 23015988

IP / OP No : 1121763
Gender : Male Age : 33 Y 11 M 16 D
Vch No : 1388538
Received Dt : 09-Sep-2023 12:37
Reported On : 09-Sep-2023 14:47
Sample No : 23040320

COMPLETE HEAMOGRAM (C.B.C.)

<u>TEST DESCRIPTION</u>	<u>OBSERVED VALUE</u>	<u>REFERENCE RANGE</u>	<u>UNITS</u>
Haemoglobin	13.80	11.50 - 16.00	gm/dL
R.B.C.	4.84	4.00 - 6.00	Mill/C.mm.
P.C.V.	41.50	37.00 - 47.00	%
M.C.V.	85.74	78.00 - 100.00	fL
M.C.H.	28.51	27.00 - 31.00	pg
M.C.H.C.	33.25	32.00 - 36.00	%
RDW	13.2	11.0 - 15.0	%
Total W.B.C. Count	4900	4000 - 11000	/C.mm
<u>DIFFERENTIAL COUNT</u>			
Neutrophils	59	40 - 75	%
Eosinophils	2	1 - 6	%
Basophils	0	0 - 1	%
Lymphocytes	38	20 - 45	%
Monocytes	1	1 - 10	%
WBC MORPHOLOGY	Normal		
RBC MORPHOLOGY	Normal		
PLATELET COUNT	188	150 - 450	10 ³ /ul
PLATELETS	Adequate		

** END OF REPORT **

Checked By

Authorized By Technician

Dr. Pragati Pote
MB, DPB,
(Path & Bact)

Provisional Printed By : SSSL on 09/09/2023 02:47:21PM

A Social Venture of
SURANA CHARITABLE TRUST

Regd. No. E 15635 With Charity Commissioner Mumbai
Income Exemption No. DIT (E) / MC / 80G / 524 / 2009 - 10. 12-A Registration No. TR/31324.
Sumannagar, Sion Trombay Road, Chembur, Mumbai - 400071 **Tel. : 022-3378 3378**
Email: info@suranasethiahospital.in Web. : www.suranasethiahospital.com



NABH PRE ACCREDITATION
ENTRY LEVEL HOSPITAL
PEH-2018-0537



**SURANA SETHIA HOSPITAL
AND RESEARCH CENTRE
CHARITABLE**

Chembur | Malad | Bhiwandi | Navi Mumbai

Patient Name : MR. KUMAR ASHISH .	IP / OP No : 1121763
Ordered Loc : Hospital clinic	Gender : Male Age :33 Y 11 M 16 D
Referred By : Dr. Bank Of Baroda	Vch No : 1388538
Class : OPD	Received Dt : 09-Sep-2023 12:37
Current Loc :	Reported On : 09-Sep-2023 14:47
Accession No : 23015988	Sample No : 23040318

BLOOD GROUP & RH TYPE

<u>TEST DESCRIPTION</u>	<u>OBSERVED VALUE</u>	<u>REFERENCE RANGE UNITS</u>
BLOOD GROUP & RH TYPE		
ABO Group	"B"	
Rh Factor	POSITIVE	
	** END OF REPORT **	

[Signature]
Checked By

Authorized By Technician

[Signature]
Dr. Pragati Pote
MB, DPB,
(Path & Bact)

Provisional Printed By : SSSL on 09/09/2023 02:47:32PM

A Social Venture of
SURANA CHARITABLE TRUST
Regd. No. E 15635 With Charity Commissioner Mumbai
Income Exemption No. DIT (E) / MC / 80G / 524 /2009 - 10. 12-A Registration No. TR/31324.
Sumannagar, Sion Trombay Road, Chembur, Mumbai - 400071 **Tel. : 022-3378 3378**
Email: info@suranasethiahospital.in Web. : www.suranasethiahospital.com



**SURANA SETHIA HOSPITAL
AND RESEARCH CENTRE
CHARITABLE**


Chembur | Malad | Bhiwandi | Navi Mumbai

Patient Name : MR. KUMAR ASHISH .	IP / OP No : 1121763
Ordered Loc : Hospital clinic	Gender : Male Age : 33 Y 11 M 16 D
Referred By : Dr.Bank Of Baroda	Vch No : 1388538
Class : OPD	Received Dt : 09-Sep-2023 12:37
Current Loc :	Reported On : 09-Sep-2023 14:47
Accession No : 23015988	Sample No : 23040317

ESR

<u>TEST DESCRIPTION</u>	<u>OBSERVED VALUE</u>	<u>REFERENCE RANGE\UNITS</u>
ESR (Erythrocyte Sedimentation Rate)	10	1 - 20 mm/hr


** END OF REPORT **


Checked By

Provisional

Authorized By Technician

Printed By : SSSL on 09/09/2023 02:47:45PM


Dr. Pragati Pote
MB, DPB,
(Path & Bact)

A Social Venture of
SURANA CHARITABLE TRUST

Regd. No. E 15635 With Charity Commissioner Mumbai
Income Exemption No. DIT (E) / MC / 80G / 524 / 2009 - 10. 12-A Registration No. TR/31324.
Sumannagar, Sion Trombay Road, Chembur, Mumbai - 400071 **Tel. : 022-3378 3378**
Email: info@suranasethiahospital.in Web : www.suranasethiahospital.com



NABH PRE ACCREDITATION
ENTRY LEVEL HOSPITAL
PEN-2018-0537



**SURANA SETHIA HOSPITAL
AND RESEARCH CENTRE
CHARITABLE**

Chembur | Malad | Bhiwandi | Navi Mumbai

Patient Name : MR. KUMAR ASHISH .	IP / OP No : 1121763
Ordered Loc : Hospital clinic	Gender : Male Age : 33 Y 11 M 16 D
Referred By : Dr.Bank Of Baroda	Vch No : 1388538
Class : OPD	Received Dt : 09-Sep-2023 12:37
Current Loc :	Reported On : 09-Sep-2023 14:48
Accession No : 23015988	Sample No : 23040322

RENAL FUNCTION TEST

TEST DESCRIPTION	OBSERVED VALUE	REFERENCE RANGE	UNITS
BUN	12.0	6.0 - 21.0	mg/dl
Uric Acid	8.0	3.5 - 7.2	mg/dl
Sodium [Na+]	144	135 - 155	mmol/L
Potassium [K+]	4.0	3.6 - 5.5	mmol/L
Chloride [Cl-]	102	96 - 108	mmol/L
Calcium	9.0	8.4 - 10.2	mg/dl
Phosphorus	3.4	2.5 - 4.5	mg/dl
Serum Alkaline Phosphates	70.0	28.0 - 111.0	IU/L
Serum Proteins Total	7.2	6.0 - 8.2	gm%
Serum Albumin	3.9	3.0 - 5.0	gm%
Serum Globulin	3.30	1.90 - 3.50	gm%
Albumin : Globulin Ratio	1.18	0.90 - 2.00	gm%
Serum Creatinine	1.1	0.5 - 1.5	mg/dl

** END OF REPORT **

Checked By

Authorized By Technician

Dr. Pragati Pote
MB, DPB,
(Path & Bact)

Provisional Printed By : SSSL on 09/09/2023 02:48:34PM

A Social Venture of
SURANA CHARITABLE TRUST

Regd. No. E 15635 With Charity Commissioner Mumbai
Income Exemption No. DIT (E) / MC / 80G / 524 / 2009 - 10. 12-A Registration No. TR/31324.
Sumannagar, Sion Trombay Road, Chembur, Mumbai - 400071 **Tel. : 022-3378 3378**
Email: info@suranasethiahospital.in Web. : www.suranasethiahospital.com



NABH PRE ACCREDITATION
ENTRY LEVEL HOSPITAL
PEH-2018-0537



**SURANA SETHIA HOSPITAL
AND RESEARCH CENTRE
CHARITABLE**

Chembur | Malad | Bhiwandi | Navi Mumbai

Patient Name : MR. KUMAR ASHISH .	IP / OP No : 1121763
Ordered Loc : Hospital clinic	Gender : Male Age : 33 Y 11 M 16 D
Referred By : Dr.Bank Of Baroda	Vch No : 1388538
Class : OPD	Received Dt : 09-Sep-2023 12:37
Current Loc :	Reported On : 09-Sep-2023 14:48
Accession No : 23015988	Sample No : 23040322

LIVER FUNCTION TEST

<u>TEST DESCRIPTION</u>	<u>OBSERVED VALUE</u>	<u>REFERENCE RANGE</u>	<u>UNITS</u>
Total Bilirubin	0.4	0.1 - 1.2	mg/dl
Conjugated (Direct) Billrubin	0.2	0.0 - 0.3	mg/dl
Unconjugated (Indirect) Bilirubin	0.2	0.1 - 1.0	mg/dL
SGOT	35.0	15.0 - 46.0	U/L
SGPT	29.0	13.0 - 69.0	U/L
Serum Alkaline Phosphates	70.0	28.0 - 111.0	IU/L
Serum Proteins Total	7.2	6.0 - 8.2	gm%
Serum Albumin	3.9	3.0 - 5.0	gm%
Serum Globulin	3.30	1.90 - 3.50	gm%
Albumin : Globulin Ratio	1.18	0.90 - 2.00	gm%
Serum Creatinine	1.1	0.5 - 1.5	mg/dl

** END OF REPORT **

[Signature]
Checked By

Provisional

Authorized By Technician

Printed By : SSSL on 09/09/2023 02:48:34PM

[Signature]
Dr. Pragati Pote
MB, DPB,
(Path & Bact)

A Social Venture of
SURANA CHARITABLE TRUST

Regd. No. E 15635 With Charity Commissioner Mumbai
Income Exemption No. DIT (E) / MC / 80G / 524 / 2009 - 10. 12-A Registration No. TR/31324.
Sumannagar, Sion Trombay Road, Chembur, Mumbai - 400071 **Tel. : 022-3378 3378**
Email: info@suranasethiahospital.in Web. : www.suranasethiahospital.com



Patient Name : MR. KUMAR ASHISH .
Ordered Loc : Hospital clinic
Referred By : Dr.Bank Of Baroda
Class : OPD
Current Loc :
Accession No : 23015988

IP / OP No : 1121763
Gender : Male Age : 33 Y 11 M 16 D
Vch No : 1388538
Received Dt : 09-Sep-2023 12:37
Reported On : 09-Sep-2023 14:48
Sample No : 23040322

LIPID PROFILE

TEST DESCRIPTION

OBSERVED VALUE

REFERENCE RANGE/UNITS

Total Cholesterol	134	150 - 250 mg%
Triglycerides	89	35 - 160 mg%
HDL Cholesterol	36	30 - 70 mg%
VLDL Cholesterol	17.80	7.00 - 35.00 mg%
LDL Cholesterol	80.20	108.00 - 145.00 mg%
LDL/HDL Ratio	2.23	1.10 - 3.90
TC/HDL CHOL Ratio	3.72	3.50 - 5.00

** END OF REPORT **

Checked By

Provisional

Authorized By Technician

Printed By : SSSL on 09/09/2023 02:48:34PM

Dr. Pragati Pote
MB, DPB,
(Path & Bact)

A Social Venture of

SURANA CHARITABLE TRUST

Regd. No. E 15635 With Charity Commissioner Mumbai

Income Exemption No. DIT (E) / MC / 80G / 524 / 2009 - 10. 12-A Registration No. TR/31324.

Sumannagar, Sion Trombay Road, Chembur, Mumbai - 400071 **Tel. : 022-3378 3378**

Email: info@suranasethiahospital.in Web. : www.suranasethiahospital.com

Patient Name : MR. KUMAR ASHISH .
Ordered Loc : Hospital clinic
Referred By : Dr.Bank Of Baroda
Class : OPD
Current Loc :
Accession No : 23015988

IP / OP No : 1121763
Gender : Male Age : 33 Y 11 M 16 D
Vch No : 1388538
Received Dt : 09-Sep-2023 12:37
Reported On : 09-Sep-2023 14:48
Sample No : 23040322

BLOOD SUGAR F/PP

TEST DESCRIPTION

OBSERVED VALUE

REFERENCE RANGE UNITS

Blood Sugar Fasting (FBS)
Urine Sugar (Fasting)
Urine Ketone (Fasting)

100
Absent
Absent

70 - 110 mg%

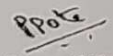
** END OF REPORT **


Checked By

Provisional

Authorized By Technician

Printed By : SSSL on 09/09/2023 02:48:32PM


Dr. Pragati Pote
MB, DPB,
(Path & Bact)

A Social Venture of
SURANA CHARITABLE TRUST

Regd. No. E 15635 With Charity Commissioner Mumbai
Income Exemption No. DIT (E) / MC / 80G / 524 / 2009 - 10. 12-A Registration No. TR/31324.
Sumannagar, Sion Trombay Road, Chembur, Mumbai - 400071 **Tel. : 022-3378 3378**
Email: info@suranasethiahospital.in Web : www.suranasethiahospital.com



NABH PRE ACCREDITATION
ENTRY LEVEL HOSPITAL
PEH-2018-0537



**SURANA SETHIA HOSPITAL
AND RESEARCH CENTRE
CHARITABLE**

Chembur | Malad | Bhiwandi | Navi Mumbai

Patient Name : MR. KUMAR ASHISH .	IP / OP No : 1121763
Ordered Loc : Hospital clinic	Gender : Male Age : 33 Y 11 M 16 D
Referred By : Dr.Bank Of Baroda	Vch No : 1388538
Class : OPD	Received Dt : 09-Sep-2023 12:37
Current Loc :	Reported On : 09-Sep-2023 14:48
Accession No : 23015988	Sample No : 23040321


BLOOD SUGAR F/PP

<u>TEST DESCRIPTION</u>	<u>OBSERVED VALUE</u>	<u>REFERENCE RANGE\UNITS</u>
Blood Sugar Post Prandial (PPBS)	104	70 - 140 mg/dl
Urine Sugar (PP)	Absent	
Urine Ketone (PP)	Absent	
METHOD GLUCOSE OXIDASE PEROXIDASE (GOD /POD)		

** END OF REPORT **


Checked By

Authorized By Technician


Dr. Pragati Pote
MB, DPB,
(Path & Bact)

Provisional Printed By : SSSL on 09/09/2023 02:48:44PM


Patient Name : MR. KUMAR ASHISH .
Ordered Loc : Hospital clinic
Referred By : Dr.Bank Of Baroda
Class : OPD
Current Loc :
Accession No : 23015988

IP / OP No : 1121763
Gender : Male Age : 33 Y 11 M 16 D
Vch No : 1388538
Received Dt : 09-Sep-2023 12:37
Reported On : 09-Sep-2023 14:48
Sample No : 23040316

URINE ANALYSIS


<u>TEST DESCRIPTION</u>	<u>OBSERVED VALUE</u>	<u>REFERENCE RANGE\UNITS</u>
<u>PHYSICAL EXAMINATION</u>		
Quantity	20 ml	
Colour	Pale yellow	
Appearance	Clear	
Deposit	Absent	
Reaction [PH]	Acidic	
Specific Gravity	1.015	
<u>CHEMICAL EXAMINATION</u>		
Urine Albumin	Absent	
Sugar	Absent	
Ketone Bodies	Absent	
Occult Blood	Absent	
Bile Pigment	Absent	
Bile Salt	Absent	
<u>MICROSCOPIC EXAMINATION</u>		
Red Blood Cells	Absent	00-02
Pus Cells	2 - 3	00-02 / hpf
Epithelial Cells	1 - 2	00-02 / hpf
Casts	Absent	
Crystals	Absent	
Spermatozoa	Absent	
Trichomonas Vaginalis	Absent	
Yeast Cells	Absent	
Amorphous Deposits	Absent	
Bacteria	Absent	

** END OF REPORT **


Checked By

Authorized By Technician

Provisional Printed By : SSSL on 09/09/2023 02:49:00PM


Dr. Pragati Pote
MB, DPB,
(Path & Bact)

A Social Venture of

SURANA CHARITABLE TRUST

Regd. No. E 15635 With Charity Commissioner Mumbai

Income Exemption No. DIT (E) / MC / 80G / 524 / 2009 - 10. 12-A Registration No. TR/31324.

Sumannagar, Sion Trombay Road, Chembur, Mumbai - 400071 **Tel. : 022-3378 3378**

Email: info@suranasethiahospital.in Web. : www.suranasethiahospital.com



NABH PRE ACCREDITATION
ENTRY LEVEL HOSPITAL
PEH-2018-0537



**SURANA SETHIA HOSPITAL
AND RESEARCH CENTRE
CHARITABLE**

Chembur | Malad | Bhiwandi | Navi Mumbai

NAME : KUMAR ASHISH (33Y/M)
REF. BY : MEDIWHEEL
TEST ASKED : T3-T4-USTSH

SAMPLE COLLECTED AT :
(4000711424), SURANA SETHIA HOSPITAL, SION - TROMBAY
ROAD, SUMAN NAGAR, CHEMBUR, MUMBAI, MAHARASHTRA
400071, 400071

TEST NAME	TECHNOLOGY	VALUE	UNITS	Bio. Ref. Interval.
TOTAL TRIIODOTHYRONINE (T3)	C.M.I.A	65	ng/dL	58-159
TOTAL THYROXINE (T4)	C.M.I.A	6.27	µg/dL	4.87-11.72
TSH - ULTRASENSITIVE	C.M.I.A	5.82	µIU/mL	0.35-4.94

The Biological Reference Ranges is specific to the age group. Kindly correlate clinically.

Method :

- T3 - Fully Automated Chemi Luminescent Microparticle Immunoassay
- T4 - Fully Automated Chemi Luminescent Microparticle Immunoassay
- JSTSH - Fully Automated Chemi Luminescent Microparticle Immunoassay

Disclaimer :

Results should always be interpreted using the reference range provided by the laboratory that performed the test. Different laboratories do tests using different technologies, methods and using different reagents which may cause difference in reference ranges and hence it is recommended to interpret result with assay specific reference ranges provided in the reports. To diagnose and monitor therapy doses, it is recommended to get tested every time at the same Laboratory.

Sample Collected on (SCT) : 09 Sep 2023 08:59
Sample Received on (SRT) : 09 Sep 2023 13:13
Report Released on (RRT) : 09 Sep 2023 14:58

A Social Venture of
SURANA CHARITABLE TRUST
Sample Type : SERUM
Lab Code : 0909073484/AJ392

Read No. E 15635 With Charity Commissioner Mumbai
Income Exemption No. DIT (E) / MC / 80G / 524 / 2009 - 10. 12-A Registration No. TR/31324.
Sumannagar, Sion Trombay Road, Chembur, Mumbai - 400071 **Tel. : 022-3378 3378**
Email: info@suranasethiahospital.in Web. : www.suranasethiahospital.com

Shruti
Dr Shruti MD (Path)

Sumanta
Dr Sumanta Basak, DPB
Page 1 of 2



NABH PRE ACCREDITATION
ENTRY LEVEL HOSPITAL
PEH-2018-0537



**SURANA SETHIA HOSPITAL
AND RESEARCH CENTRE
CHARITABLE**

Chembur | Malad | Bhiwandi | Navi Mumbai

NAME : KUMAR ASHISH (33Y/M)
REF. BY : MEDIWHEEL
TEST ASKED : HbA1c

SAMPLE COLLECTED AT :
(4000711424), SURANA SETHIA HOSPITAL, SION -
TROMBAY ROAD, SUMAN NAGAR, CHEMBUR,
MUMBAI, MAHARASHTRA 400071, 400071

TEST NAME	TECHNOLOGY	VALUE	UNITS
HbA1c - (HPLC)	H.P.L.C	5.5	%

Bio. Ref. Interval. :

Bio. Ref. Interval.: As per ADA Guidelines

Below 5.7% : Normal
5.7% - 6.4% : Prediabetic
>=6.5% : Diabetic

Guidance For Known Diabetics

Below 6.5% : Good Control
6.5% - 7% : Fair Control
7.0% - 8% : Unsatisfactory Control
>8% : Poor Control

Method : Fully Automated H.P.L.C method

AVERAGE BLOOD GLUCOSE (ABG)	CALCULATED	111	mg/dL
-----------------------------	------------	-----	-------

Bio. Ref. Interval. :

90 - 120 mg/dl : Good Control
121 - 150 mg/dl : Fair Control
151 - 180 mg/dl : Unsatisfactory Control
> 180 mg/dl : Poor Control

Method : Derived from HBA1c values

Please correlate with clinical conditions.

~~ End of report ~~

Sample Collected on (SCT) : 09 Sep 2023 08:59

Sample Received on (SRT) : 09 Sep 2023 13:14

Report Released on (RRT) : 09 Sep 2023 15:24

A Social Venture of
SURANA CHARITABLE TRUST

Regd. No. E 15635 With Charity Commissioner Mumbai

Incorp. Exemption No. DIT (E) / MC / 80G / 520 / 2009-10. 12-A Registration No. TR/31324.

Sumannagar, Sion Trombay Road, Chembur, Mumbai - 400071 **Tel. : 022-3378 3378**

Email: info@suranasethiahospital.in Web. : www.suranasethiahospital.com

Dr Shruti MD (Path)

Dr Sumanta Basak, DPB

Page : 2 of 2



NABH PRE ACCREDITATION
ENTRY LEVEL HOSPITAL
PEH-2018-0537



**SURANA SETHIA HOSPITAL
AND RESEARCH CENTRE
CHARITABLE**

Chembur | Malad | Bhiwandi | Navi Mumbai

NAME	: MR. ASHISH KUMAR	SEX	: MALE
AGE	: 33 YRS	ID NO.	: 1121763
REF BY	: C/O. BANK OF BARODA	DATE	: 09/09/2023

EXAMINATION: 2D ECHOCARDIOGRAPHY

Conclusion:

1. All chambers normal sized.
2. Depressed LV function with LVEF = 45-50 %
3. All valves structurally & functionally normal.
4. Mild inferior wall hypokinesia.
5. IAS / IVS intact.
6. No clot / vegetation / effusion.

Doppler Study:

- No diastolic dysfunction
- No TR. No PH.
- No other valvular regurgitation.
- No signs of high LVEDP.

Impression:

- Ischemic heart disease with LVEF = 45-50 %.

Dr. Dinesh Rajpal
MD, Physician
Reg. No.82808.

A Social Venture of

SURANA CHARITABLE TRUST

Regd. No. E 15635 With Charity Commissioner Mumbai

Income Exemption No. DIT (E) / MC / 80G / 524 / 2009 - 10. 12-A Registration No. TR/31324.

Sumannagar, Sion Trombay Road, Chembur, Mumbai - 400071 **Tel. : 022-3378 3378**

Email: info@suranasethiahospital.in Web. : www.suranasethiahospital.com

Doppler Study:

- Diastolic dysfunction: Normal
- RVOT = Normal mm of Hg.
- LVOT = Normal mm of Hg.
- AR: NO MR: NO PR: NO TR: NO
- Peak / Mean across MV= Normal mm of Hg.
- Peak / mean across AV = 5 mm of Hg.
- MV PHT = Normal
- MVA by PHT = Normal square cm.
- AR PHT = Normal millisecond
- CWD across TV = Normal mm of Hg.
- PASP by TR jet = 31 mm of Hg.

Measurements:

	Measurement	Unit
Aorta		
LA	37	mm
AO	32	mm
ACS	16	mm
Mitral Valve Study		
Excursion D-E		mm
EF slop		mm/s
EPSS	4	mm

	Measurement	Unit
LV study		
IVsd	10	mm
LVIDd	53	mm
LVPWD	10	mm
IVSs	12	mm
LVIDs	32	mm
LVPWa	09	mm
EF %	45-50	%
% FS		%

A Social Venture of

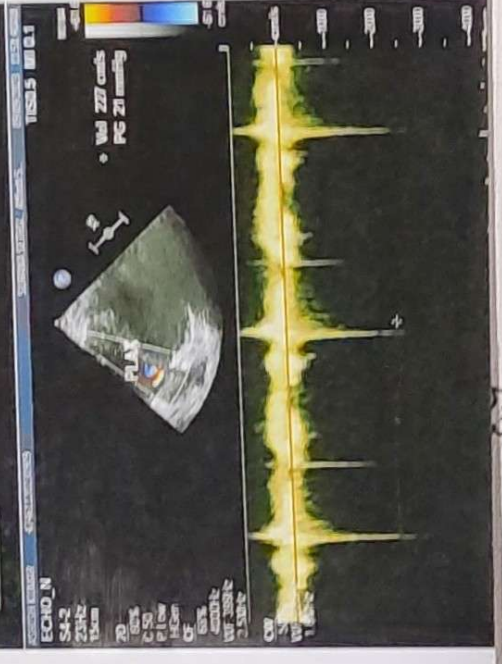
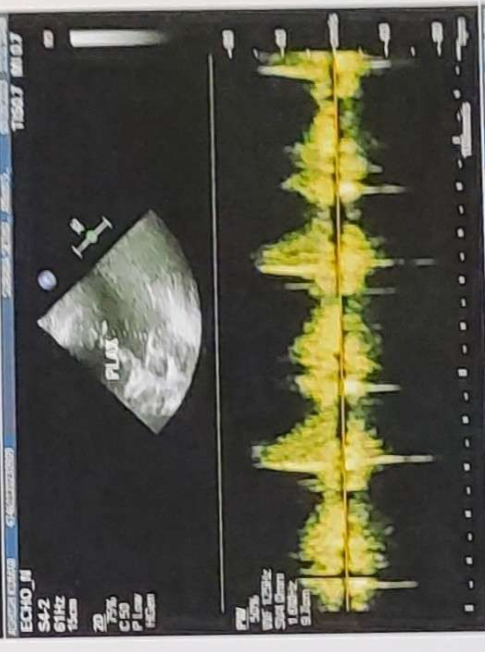
SURANA CHARITABLE TRUST

Regd. No. E 15635 With Charity Commissioner Mumbai

Income Exemption No. DIT (E) / MC / 80G / 524 / 2009 - 10. 12-A Registration No. TR/31324.

Sumannagar, Sion Trombay Road, Chembur, Mumbai - 400071 **Tel. : 022-3378 3378**

Email: info@suranasetiahospital.in Web. : www.suranasetiahospital.com



09/09/2023 11:48:15



NABH PRE ACCREDITATION
ENTRY LEVEL HOSPITAL
PEH-2018-0537



**SURANA SETHIA HOSPITAL
AND RESEARCH CENTRE
CHARITABLE**

Chembur | Malad | Bhiwandi | Navi Mumbai

NAME	: MR. ASHISH KUMAR	SEX	: MALE
AGE	: 33 YRS	ID NO.	: 1121763
REF BY	: C/O. BANK OF BARODA	DATE	: 09/09/2023

ULTRASONOGRAPHY OF ABDOMEN AND PELVIS

LIVER

Liver is normal in size, shape and contour. It shows homogeneous echotexture. No abnormal parenchymal mass lesion is seen. Intra hepatic biliary radicles and portal radicles are normal.

PORTAL VEIN AND C.B.D

Portal vein and C.B.D are normal in course and caliber.

GALL BLADDER

Gall bladder is physiologically distended. Wall thickness is normal. No evidence of calculus or sludge or pericholecystic collection.

SPLEEN

Spleen appears normal size, shape, contour and echogenicity. No abnormal parenchymal mass / lesion. Splenic vein is normal.

PANCREAS

Pancreas is normal in size, shape and position. It shows normal echogenicity. No focal mass lesion or calcification is seen. Pancreatic duct is not dilated

KIDNEYS

Both kidneys are normal in size, shape, position and contour. Parenchymal echogenicity is normal. Cortico-medullary difference is well maintained. No abnormal mass lesion is seen. No evidence of calculus and hydronephrosis in both kidneys.

Right kidney measures 9.8 x 4.9 cm.

Left kidney measures 10.4 x 4.5 cm.

Contd 2/..

A Social Venture of

SURANA CHARITABLE TRUST

Regd. No. E 15635 With Charity Commissioner Mumbai

Income Exemption No. DIT (E) / MC / 80G / 524 / 2009 - 10. 12-A Registration No. TR/31324.

Sumannagar, Sion Trombay Road, Chembur, Mumbai - 400071 **Tel. : 022-3378 3378**

Email: info@suranasethiahospital.in Web. : www.suranasethiahospital.com



NAME	: MR. ASHISH KUMAR	SEX	: MALE
AGE	: 33 YRS	ID NO.	: 1121763
REF BY	: C/O. BANK OF BARODA	DATE	: 09/09/2023

:2:

AORTA AND RETROPERITONEUM

Visualized aorta and retroperitoneal vessels are normal in course and caliber. No evidence of significant lymphadenopathy or free fluid.

URINARY BLADDER


Urinary bladder is well distended. It shows smooth wall and mucosal thickening is normal. No obvious mass lesion or calculus is seen.

PROSTATE

Prostate is normal in size, shape, position and echogenicity. No focal mass lesion is seen. Prostatic capsule is intact.

IMPRESSION:

- No significant abnormality is detected.


DR. KETAN KALASKAR
M.D.
Consultant Radiologist
KKRG

A Social Venture of

SURANA CHARITABLE TRUST

Regd. No. E 15635 With Charity Commissioner Mumbai

Income Exemption No. DIT (E) / MC / 80G / 524 / 2009 - 10. 12-A Registration No. TR/31324.

Sumannagar, Sion Trombay Road, Chembur, Mumbai - 400071 **Tel. : 022-3378 3378**

Email: info@suranasethiahospital.in Web. : www.suranasethiahospital.com





NABH PRE ACCREDITATION
ENTRY LEVEL HOSPITAL
PEH-2018-0537



**SURANA SETHIA HOSPITAL
AND RESEARCH CENTRE
CHARITABLE**

Chembur | Malad | Bhiwandi | Navi Mumbai

NAME	: MR. ASHISH KUMAR	SEX	: MALE
AGE	: 33 YRS	ID NO.	: 1121763
REF BY	: C/O. BANK OF BARODA	DATE	: 09/09/2023

X-RAY CHEST PA VIEW

Protocol :

Computerised radiography of chest PA reveals:

Observation:

- Lung fields appear clear.
- Cardiac silhouette is within normal limits.
- Bilateral costophrenic angles are clear.
- Visualised bones are unremarkable.

Impression:

- No significant abnormality detected.

DR. KETAN KALASKAR
M.D.
Consultant Radiologist
KKRG

A Social Venture of

SURANA CHARITABLE TRUST

Regd. No. E 15635 With Charity Commissioner Mumbai

Income Exemption No. DIT (E) / MC / 80G / 524 / 2009 - 10. 12-A Registration No. TR/31324.

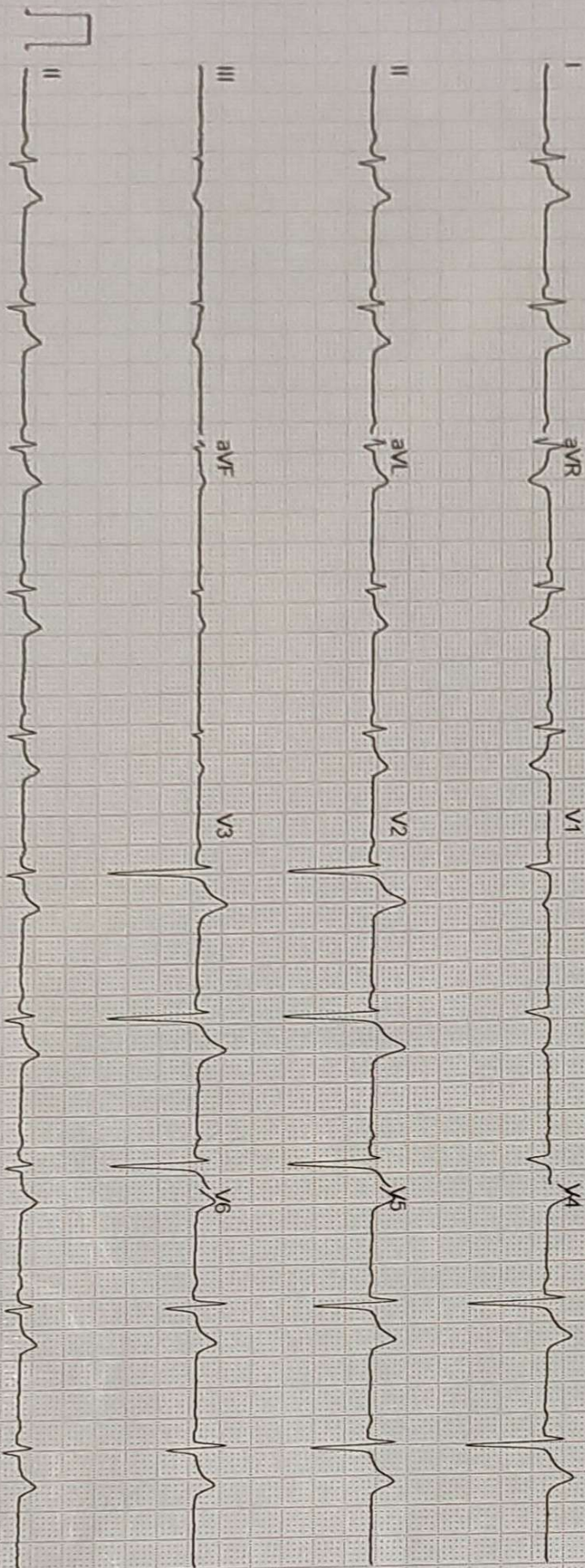
Sumannagar, Sion Trombay Road, Chembur, Mumbai - 400071 **Tel. : 022-3378 3378**

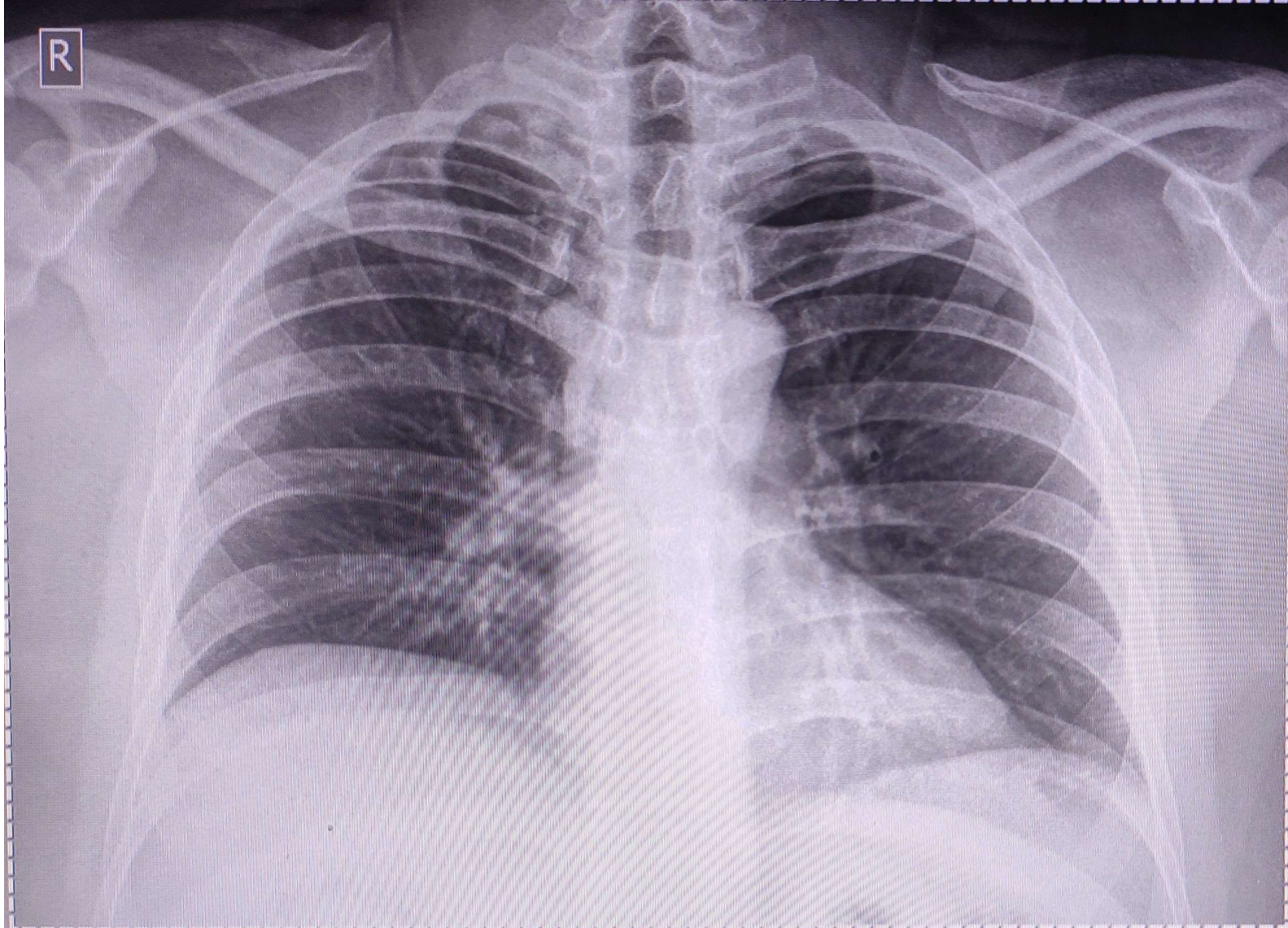
Email: info@suranasethiahospital.in Web. : www.suranasethiahospital.com

ORS 100 ms
 QT / QTc Baz 382 / 390 ms
 PR 172 ms
 P 116 ms
 RR / PP 952 / 952 ms
 P / QRS / T 37 / -4 / 13 degrees

Normal sinus rhythm
 Normal ECG

Mr. Ashish Kumar
 Age - 24 y / m
 BP - 110 / 70 mmHg
 P - 64 / min





MR. ASHISH KUMAR Male / 33 YRS V 69.3 % Chest PA
Pat. ID. : OPD-1121763 Ref.Dr. C/O BANK OF BARODA 09/09/2023 09:20:38 AM
SURANA SETHIA HOSPITAL , CHEMBUR , MUMBAI - 71.