





बैंक ऑफ बड़ोदा
Bank of Baroda



नाम : JEYAPRASATH .R
Name

कर्मचारी कूटक : JR166378
E.C. No.


जारीकर्ता प्राधिकारी
Issuing Authority


धारक के हस्ताक्षर
Signature of Holder





MURUGAN HOSPITALS

HEALING HANDS



LAB REPORT

Patient Name : Mr. JEYAPRASATH.R
Age / Gender : 39-Years / Male
UHID ID : MH20200020814
Doctor Name : Dr. ARUN PRAKASH

OP Report No. : INVA2103706
Bill No. : INV2106346
Sample Date : 25/12/2021 - 02:00 PM
Report Date : 26/12/2021 - 04:01 PM

Test Name	Result	Units	Reference Interval
-----------	--------	-------	--------------------

HAEMATOLOGY

Complete Blood Cell Count(CBC)

HAEMOGLOBIN	16.5	gms/dl	male :13.0 - 17.0 female :12.0 - 15.0
PACKED CELL VOLUME	49.4	%	male : 40 - 50 female : 36 - 46
RBC COUNT	<u>5.25</u>	millions cells/cu.mm	female: 3.8 - 4.8 male : 4.5 - 5.5
TOTAL WBC	6,500	Cells/Cumm	4,000 - 11,000
Differential Count			
NEUTROPHILS	<u>67</u>	%	40 - 65
LYMPHOCYTES	<u>28</u>	%	30-50
EOSINOPHILS	05	%	01-06
MONOCYTES	<u>00</u>	%	1-10
BASOPHILS	00	%	0-2
ESR 60 MTS	05	mm	5 - 20
PLATELET COUNT	2.10	Lakhs/cumm	1.5 - 4.5
MCV	94.2	fL	76 - 96
MCH	31.4	pg	27 - 32
MCHC	33.4	gms/dl	30 - 36

INTERPRETATION: Test done on automated three part cell counter, all abnormal results are reviewed and confirmed microscopically.

BLOOD GROUPING & RH TYPING " O " NEGATIVE

Page 1 of 4

Healing Hearts and Lives

264/125, Kilpauk Garden Road, Kilpauk, Chennai - 600 010.
Phone : +91 44 4644 8989 / 75500 53335 | Email : muruganhosp@gmail.com
Website : www.muruganhospitals.in



MURUGAN HOSPITALS

HEALING HANDS



LAB REPORT

Patient Name : Mr. JEYAPRASATH.R
Age / Gender : 39-Years / Male
UHID ID : MH20200020814
Doctor Name : Dr. ARUN PRAKASH

OP Report No. : INVA2103706
Bill No. : INV2106346
Sample Date : 25/12/2021 - 02:00 PM
Report Date : 26/12/2021 - 04:01 PM

Test Name	Result	Units	Reference Interval
BIO CHEMISTRY			
BLOOD SUGAR FASTING	90	mgs/dl	70-110
BLOOD SUGAR POST PRANDIAL	105	mgs/dl	80- 160
SERUM CREATININE	0.7	mg/dl	0.7-1.4
SERUM URIC ACID	<u>8.4</u>	mg/dl	male 3.1-7.0 , female 2.5-5.6
LIPID PROFILE			
TOTALCHOLESTEROL	197	mg/dl	< 200
TRIGLYCERIDE	95	mg/dl	< 150
HDL	50	mg/dl	35 - 80
VLDL	19	mg/dl	2 to 30
LDL	128	mg/dl	<130
CHOLESTEROL/ HDL RATIO	3.9	mg/dl	

Healing Hearts and Lives

264/125, Kilpauk Garden Road, Kilpauk, Chennai - 600 010.
Phone : +91 44 4644 8989 / 75500 53335 | Email : muruganhosp@gmail.com
Website : www.muruganhospitals.in



MURUGAN HOSPITALS

HEALING HANDS



LAB REPORT

Patient Name : Mr. JEYAPRASATH.R
 Age / Gender : 39-Years / Male
 UHID ID : MH20200020814
 Doctor Name : Dr. ARUN PRAKASH

OP Report No. : INVA2103706
 Bill No. : INV2106346
 Sample Date : 25/12/2021 - 02:00 PM
 Report Date : 26/12/2021 - 04:01 PM

Test Name	Result	Units	Reference Interval
LIVER FUNCTION TEST			
BILLIRUBIN(TOTAL)	0.9	mg/dl	0.0 -1.0
BILLIRUBIN(DIRECT)	0.3	mg/dl	0.1- 0.30
BILLIRUBIN(INDIRECT)	0.7	mg/dl	0.2-0.8
SGOT	34	IU/L	0-38
SGPT	49	IU/L	0.0-40
ALKALINE PHOSPHATASE	57	IU/L	40-140
			4-6Years 93-309
			13-15Years 74-390
TOTAL PROTEIN	8.0	gm/dl	6.6-8.7
ALBUMIN	4.7	gm/dl	3.5 - 5.5
GLOBULIN	3.3	gm/dl	2.0-3.5
AG RATIO	1.4		
GAMMA G T	16	U/L	male<49 female<32
BLOOD UREA NITROGEN	7.4	mg/dl	7-21
HBA1C	5.6	%	normal: <6.0 good control: 6.1-7.0 fair control: 7.1- 8.0 poor control:8.1 -10.0 unsatisfactory: >10.0

Healing Hearts and Lives

264/125, Kilpauk Garden Road, Kilpauk, Chennai - 600 010.
 Phone : +91 44 4644 8989 / 75500 53335 | Email : muruganhosp@gmail.com
 Website : www.muruganhospitals.in



MURUGAN HOSPITALS

HEALING HANDS



LAB REPORT

Patient Name : Mr. JEYAPRASATH.R
 Age / Gender : 39-Years / Male
 UHID ID : MH20200020814
 Doctor Name : Dr. ARUN PRAKASH

OP Report No. : INVA2103706
 Bill No. : INV2106346
 Sample Date : 25/12/2021 - 02:00 PM
 Report Date : 26/12/2021 - 04:01 PM

Test Name	Result	Units	Reference Interval
<u>CLINICAL PATHOLOGY</u>			
URINE SUGAR (F)	NIL		
URINE SUGAR (PP)	NIL		
URINE ROUTINE			
COLOUR	PALE YELLOW		
APPEARANCE	CLEAR		
REACTION	ACIDIC		
ALBUMIN	NIL		
DEPOSITES			
PUS CELLS	3-4	/ HPF	
EPI CELLS	1-2	/ HPF	
RBC COUNT	NIL	/ HPF	
CAST	NIL		
CRYSTALS	NIL		
OTHERS	NIL		
<u>ENDOCRINOLOGY</u>			
T3	0.986	ng/ml	0.52-1.85
T4	8.542	ug/dl	5.0 -13.0 ug/dl
TSH	6.048	uIU/ml	0.39 - 6.16 uiu/ml

KAVIYARASAN

Verified by

*** End of Report ***

Page 4 of 4



Healing Hearts and Lives

264/125, Kilpauk Garden Road, Kilpauk, Chennai - 600 010.
 Phone : +91 44 4644 8989 / 75500 53335 | Email : muruganhosp@gmail.com
 Website : www.muruganhospitals.in




MURUGAN HOSPITALS

HEALING HANDS



LAB REPORT

Reg.ID : I - 33219
 Patient Name : MR. JEYA PRASATH
 Contact No : -
 Age : 38 (Male)
 Referral : DR. ARUN PRAKASH S.
 Source : MURUGAN HOSPITALS
 Report ID : 50302

Reg. Date : Dec 25, 2021, 04:21 p.m.
 Sample Date : Dec 25, 2021, 04:25 p.m.
 Report Date : Dec 25, 2021, 06:18 p.m.
 Print Date : Dec 26, 2021, 04:12 p.m.
 Sample ID : 
 1921120732

Test Description	Value(s)	Reference Range
------------------	----------	-----------------

TEST REPORT

IMMUNOLOGY

PSA - TOTAL (Method/Sample : ECLIA/Serum)	: 1.84 ng/mL	0.0 - 4.0
--	--------------	-----------

CLINICAL PATHOLOGY

STOOL ANALYSIS

MACROSCOPIC EXAMINATION

Colour	: Brownish
Consistency	: Semisolid
Reaction (pH)	: Alkaline
Mucus	: Absent
Blood	: Absent

MICROSCOPIC EXAMINATION

Pus cells	: 1-2/hpf
Epithelial cells	: Nil
Rbc	: Nil
Ova	: Nil
Cyst	: Nil
Trophozoites	: Nil
Others	: Bacteria present

Dr. PAVITHRA, MD.
 Pathologist
 Reg. No.: 78256



Dr. Hema Vaneeswari. C., MD
 CONSULTANT PATHOLOGIST

Note: All Lab test values are subjective and may have variation in context to age, gender and clinical status. The reference values given are a guidance, all variations in test values are to be interpreted with clinical correlation by the physician. **Healing Hearts and Lives**
 Verified By: / Date Time: / Dec 26, 2021, 04:12 p.m.

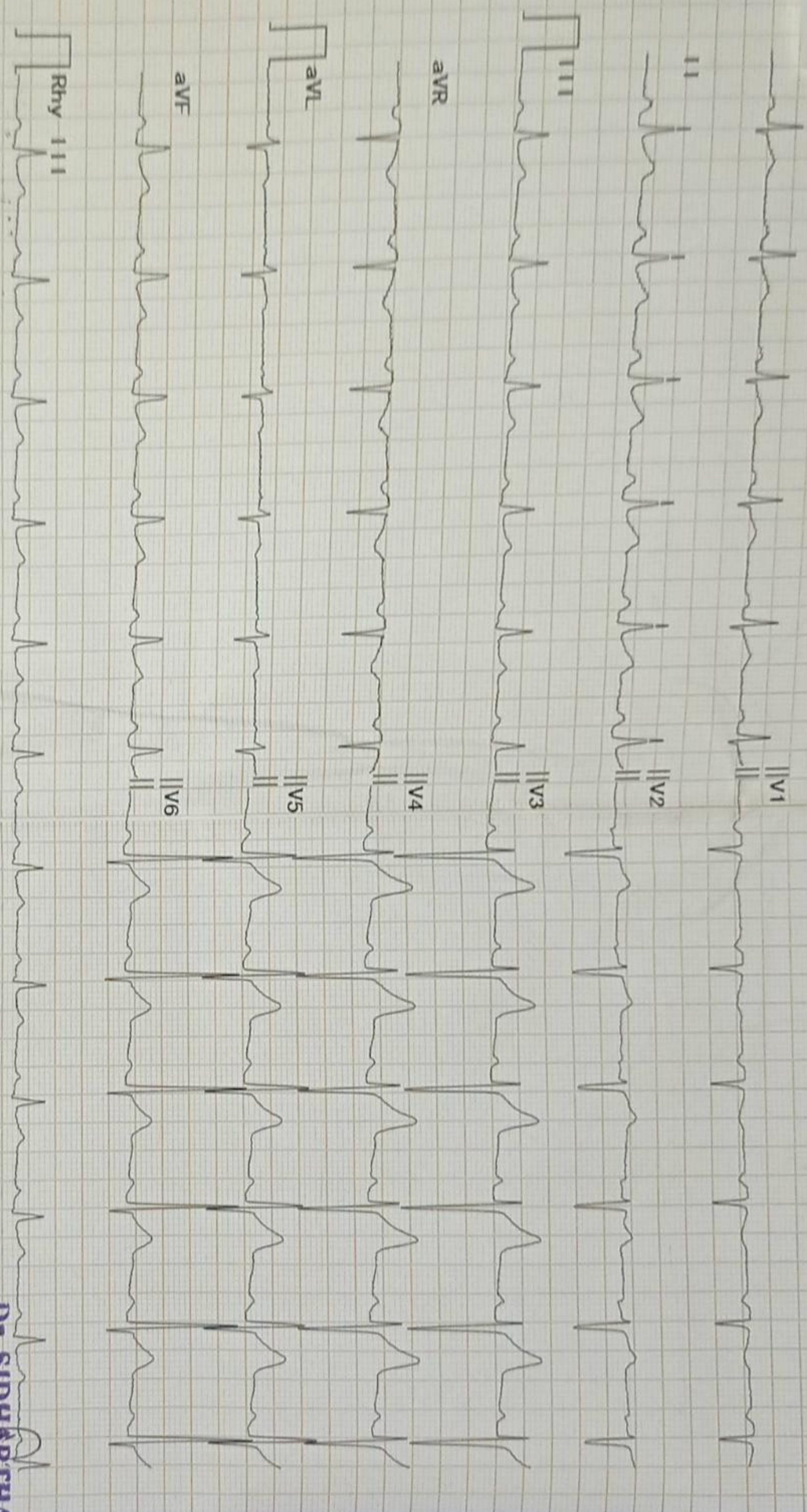
264/125, Kilpauk Garden Road, Kilpauk, Chennai - 600 010.
 Phone : +91 44 4644 8989 / 75500 53335 | Email : muruganhosp@gmail.com
 Website : www.muruganhospitals.in

ID : 2112250002
Name: MR JEYAPRASATH R
Sex : Male
Divisions:
HR 72 bpm
PR int 113/172ms
Dur 90 ms
TC int 364/399 ms
RS/T axis 55/66/57

DateTime: 2021-12-25 00:22
Age 39
BP 100/70 mmHg
Bed No.
RV5/SV1 amp 1.178/0.683mV
RV5+SV1 amp 1.861mV
RV6/SV2 amp 2.272/0.900mV

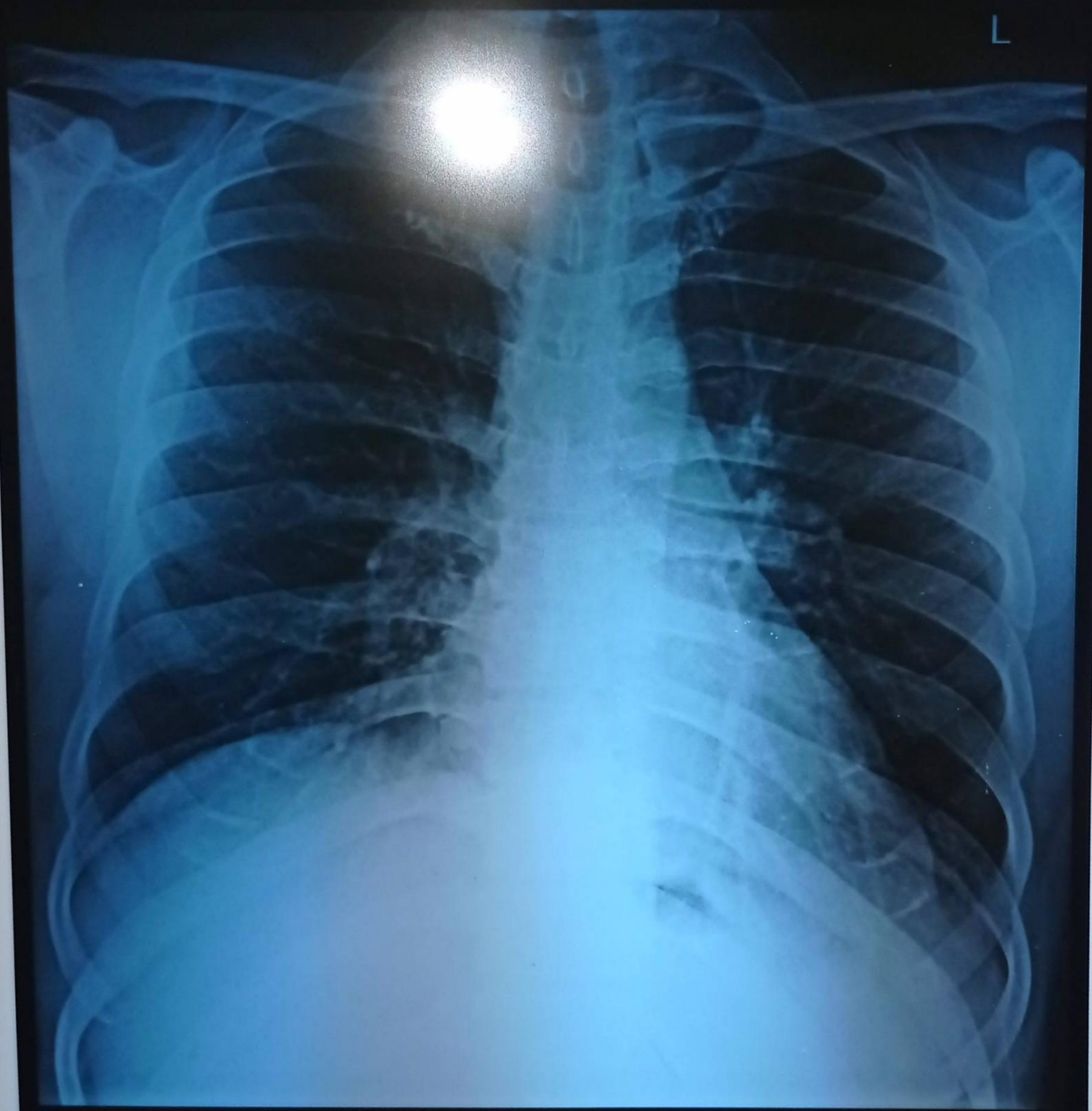
Hospital: MURUGAN HOSPITALS
Height : 174 cm
Weight : 82 kg
Hospital No. :
Minnesota Code
1-1-2 (V1)
9-4-2 (V4)

Diagnosis Info
800: Sinus Rhythm
Normal ECG



Diagnosis for reference, ask your doctor to confirm
AUTO PRINT 6X2+1R 72bpm 10 mm/mV 0.50Hz-45Hz AG 50Hz 25 mm/sec Confirmed By:

Dr. SIDHARTHAN, MD, DM,
Consultant Cardiologist
Reg. No. 62979



MR. JAYAPRASATH 38YRS 20814 CHEST-PA 25-12-2021



MURUGAN HOSPITALS
HEALING HANDS

25/12/2021

Mr. Jeyaprasath

39/M

No dental caries / discoloration

no H/o Surgery

no tooth filling.

No Specific complaints.



264/125, Kilpauk Garden Road, Kilpauk, Chennai - 600 010.

☎ : +91 44 4644 8989 / 75500 53335 email : muruganhosp@gmail.com

Website : www.muruganhospitals.in



MURUGAN HOSPITALS
HEALING HANDS

25/12/2024

Mr. Jeyaprasath

3914

No DNS ⊕

No ECG discharge

to usils normal.

No Spine complaint.



264/125, Kilpauk Garden Road, Kilpauk, Chennai - 600 010.

☎ : +91 44 4644 8989 / 75500 53335 email : muruganhosp@gmail.com

Website : www.muruganhospitals.in



SCAN REPORT

NAME : MR. JEYA PRASATH
AGE / SEX : 39/MALE
CONSULTANT: DR. ARUN PRAKASH

UHID NO : MH20200020814
IP / OP NO: OUTPATIENT
DATE : 25.12.2021

ULTRA SOUND SCAN OF ABDOMEN

LIVER: Normal in size and measures- 12.7 cm and normal in echotexture. No focal lesions are seen. No dilatation of intra-hepatic biliary radicals present. Hepatic veins and IVC appear normal. Portal vein is normal in caliber. Common bile duct is normal in caliber.

GALL BLADDER: Normal in size and wall thickness. No evidence of any calculus or mass present. No evidence of pericholecystic collections.

PANCREAS: Normal in size and echotexture. No focal lesions are seen. No evidence of calculi or calcifications. No evidence of pancreatic duct dilation.

PARA AORTIC AREAS: Aorta and IVC appear normal. No evidence of para aortic lymphadenopathy.

SPLEEN: Normal in size and measures 8.7 cm. Normal in echotexture. No evidence of focal lesions.

RIGHT KIDNEY: Measures 10.1 x 4.1 cm and is normal in size and echotexture. Cortico medullary differentiation is well maintained. There is no hydronephrosis or mass. **Microlith noted in interpolar region.**

LEFT KIDNEY: Measures 9.3 x 3.8 cm and is normal in size and echotexture. Cortico medullary differentiation is well maintained. There is no calculus or hydronephrosis or mass.

Healing Hearts and Lives

264/125, Kilpauk Garden Road, Kilpauk, Chennai - 600 010. Phone : +91 44 4644 8989 / 75500 53335
Email : muruganhosp@gmail.com | Website : www.muruganhospitals.in

URINARY BLADDER: Empty.

PROSTATE: Could not be assessed.

No ascites present. No retroperitoneal lymphadenopathy present.

IMPRESSION:

- **Right renal microlith.**
- **No other significant abnormality.**


Dr. SAKTHI, MDRD.
Consultant Radiologist.



MURUGAN HOSPITALS

HEALING HANDS



ECHO CARDIOGRAM REPORT

NAME : MR. JEYA PRASATH

UHID NO:MH20200020814

AGE&SEX : 39 /MALE

IP/OP : OUTPATIENT

CONSULTANT: DR. ARUN PRAKASH

DATE : 25-12-2021

2D PLAX (mm)

RV - 28 mm
AO - 26 mm
LA - 26 mm

COLOR DOPPLER

Normal

M-Mode (mm)

IVS - 07 mm
PW - 08 mm
LVD - 38 mm
LVS - 23 mm
EF - 68 %
FS - 37 %

DOPPLER (m/sec)

MITRAL E - 0.5 m/s
MITRAL A - 0.8 m/s
PULMONARY - 0.7 m/s
AORTIC - 0.9 m/s
TRICUSPID - 0.5 m/s

IMPRESSION:

No RWMA
Normal LV Systolic function
Grade I left ventricular diastolic dysfunction
Normal RV function
No pulmonary hypertension
No pericardial effusion
No clot/ Vegetation.

Dr. SIDHARTHAN, MD.,DM.,
Consultant Cardiologist
DR. SIDHARTHAN, MD.,DM.,
Reg. No. 62979
CONSULTANT CARDIOLOGIST

Healing Hearts and Lives

264/125, Kilpauk Garden Road, Kilpauk, Chennai - 600 010.

Phone : +91 44 4644 8989 / 75500 53335 | Email : muruganhosp@gmail.com

Website : www.muruganhospitals.in



MURUGAN HOSPITALS

HEALING HANDS



SCAN REPORT

NAME : MR. JEYA PRASATH
AGE / SEX: 39 YEARS / MALE
CONSULTANT: DR. ARUN PRAKASH

UHID NO : 33524/2021/MH
DATE : 25-12-2021


CHEST XRAY PA VIEW

- Trachea is in midline.
- Hila appear Normal.
- Mediastinal shadow appears normal.
- Costophrenic & Cardiophrenic angles appear free.
- Cardiothoracic ratio is within normal limits.
- Lungs fields appear clear
- Bony thorax and soft tissue appear normal

IMPRESSION:

- No significant abnormality noted.

CONSULTANT RADIOLOGIST



Healing Hearts and Lives

264/125, Kilpauk Garden Road, Kilpauk, Chennai - 600 010. Phone : +91 44 4644 8989 / 75500 53335
Email : muruganhosp@gmail.com | Website : www.muruganhospitals.in