

Name : Mrs. MANJULA S

Register On : 11/05/2022 8:52 AM

PID No. : MED111084189

Collection On : 11/05/2022 9:25 AM

SID No. : 422041584

Report On : 12/05/2022 3:59 PM

Age / Sex : 42 Year(s) / Female

Printed On : 16/05/2022 3:26 PM

Ref. Dr : MediWheel

OP / IP : OP



## PAP Smear by LBC( Liquid based Cytology )

**Nature of Specimen:** Cervical smear.

**Lab NO:** GC-625/22

**Specimen type :** Liquid based preparation.

**Specimen adequacy :** Satisfactory for evaluation.


**Endocervical / Transformation zone cells :** Absent.

**General categorization :** Within normal limits.


**DESCRIPTION :** Smear shows superficial squamous cells and intermediate cells in a background of sheets of neutrophils and lymphocytes.

**INTERPRETATION :** Negative for intraepithelial lesion or malignancy

**Advised :** Follow up smears.



Dr. Arjun C.P  
MBBS, MD Pathology  
Reg No: KMC 89655



DR SHAMIM JAVED  
MD PATHOLOGY  
KMC 88902

Name : Mrs. MANJULA S  
PID No. : MED111084189  
SID No. : 422041584  
Age / Sex : 42 Year(s) / Female  
Type : OP  
Ref. Dr : MediWheel

Register On : 11/05/2022 8:52 AM  
Collection On : 11/05/2022 9:25 AM  
Report On : 12/05/2022 3:59 PM  
Printed On : 16/05/2022 3:25 PM



<u>Investigation</u>	<u>Observed Value</u>	<u>Unit</u>	<u>Biological Reference Interval</u>
----------------------	-----------------------	-------------	--------------------------------------

## **HAEMATOLOGY**

### **Complete Blood Count With - ESR**

Haemoglobin (EDTA Blood/Spectrophotometry)	13.9	g/dL	12.5 - 16.0
Packed Cell Volume(PCV)/Haematocrit (EDTA Blood)	41.9	%	37 - 47
RBC Count (EDTA Blood)	4.63	mill/cu.mm	4.2 - 5.4
Mean Corpuscular Volume(MCV) (EDTA Blood)	90.5	fL	78 - 100
Mean Corpuscular Haemoglobin(MCH) (EDTA Blood)	30.0	pg	27 - 32
Mean Corpuscular Haemoglobin concentration(MCHC) (EDTA Blood)	33.2	g/dL	32 - 36
RDW-CV (EDTA Blood)	13.0	%	11.5 - 16.0
RDW-SD (EDTA Blood)	42.0	fL	39 - 46
Total Leukocyte Count (TC) (EDTA Blood)	8600	cells/cu.mm	4000 - 11000
Neutrophils (EDTA Blood)	70.3	%	40 - 75
Lymphocytes (EDTA Blood)	22.9	%	20 - 45
Eosinophils (EDTA Blood)	1.5	%	01 - 06

  
DR SHAMIM JAVED  
MD PATHOLOGY  
KMC 88902  
APPROVED BY

Name : Mrs. MANJULA S  
PID No. : MED111084189  
SID No. : 422041584  
Age / Sex : 42 Year(s) / Female  
Type : OP  
Ref. Dr : MediWheel

Register On : 11/05/2022 8:52 AM  
Collection On : 11/05/2022 9:25 AM  
Report On : 12/05/2022 3:59 PM  
Printed On : 16/05/2022 3:25 PM



<u>Investigation</u>	<u>Observed Value</u>	<u>Unit</u>	<u>Biological Reference Interval</u>
Monocytes (EDTA Blood)	5.0	%	01 - 10
Basophils (Blood)	0.3	%	00 - 02
<b>INTERPRETATION:</b> Tests done on Automated Five Part cell counter. All abnormal results are reviewed and confirmed microscopically.			
Absolute Neutrophil count (EDTA Blood)	6.1	10 <sup>3</sup> / $\mu$ l	1.5 - 6.6
Absolute Lymphocyte Count (EDTA Blood)	2.0	10 <sup>3</sup> / $\mu$ l	1.5 - 3.5
Absolute Eosinophil Count (AEC) (EDTA Blood)	0.1	10 <sup>3</sup> / $\mu$ l	0.04 - 0.44
Absolute Monocyte Count (EDTA Blood)	0.4	10 <sup>3</sup> / $\mu$ l	< 1.0
Absolute Basophil count (EDTA Blood)	0.0	10 <sup>3</sup> / $\mu$ l	< 0.2
Platelet Count (EDTA Blood)	212	10 <sup>3</sup> / $\mu$ l	150 - 450
MPV (EDTA Blood)	9.8	fL	8.0 - 13.3
PCT (EDTA Blood/Automated Blood cell Counter)	0.208	%	0.18 - 0.28
ESR (Erythrocyte Sedimentation Rate) (Citratd Blood)	19	mm/hr	< 20

  
DR SHAMIM JAVED  
MD PATHOLOGY  
KMC 88902  
APPROVED BY



Name : Mrs. MANJULA S  
PID No. : MED111084189  
SID No. : 422041584  
Age / Sex : 42 Year(s) / Female  
Type : OP  
Ref. Dr : MediWheel

Register On : 11/05/2022 8:52 AM  
Collection On : 11/05/2022 9:25 AM  
Report On : 12/05/2022 3:59 PM  
Printed On : 16/05/2022 3:25 PM




<u>Investigation</u>	<u>Observed Value</u>	<u>Unit</u>	<u>Biological Reference Interval</u>
<b><u>Lipid Profile</u></b>			
Cholesterol Total (Serum/CHOD-PAP with ATCS)	210.00	mg/dL	Optimal: < 200 Borderline: 200 - 239 High Risk: >= 240
Triglycerides (Serum/GPO-PAP with ATCS)	259.50	mg/dL	Optimal: < 150 Borderline: 150 - 199 High: 200 - 499 Very High: >= 500

**INTERPRETATION:** The reference ranges are based on fasting condition. Triglyceride levels change drastically in response to food, increasing as much as 5 to 10 times the fasting levels, just a few hours after eating. Fasting triglyceride levels show considerable diurnal variation too. There is evidence recommending triglycerides estimation in non-fasting condition for evaluating the risk of heart disease and screening for metabolic syndrome, as non-fasting sample is more representative of the usual circulating level of triglycerides during most part of the day.

HDL Cholesterol (Serum/Immunoinhibition)	41.77	mg/dL	Optimal(Negative Risk Factor): >= 60 Borderline: 50 - 59 High Risk: < 50
LDL Cholesterol (Serum/Calculated)	116.3	mg/dL	Optimal: < 100 Above Optimal: 100 - 129 Borderline: 130 - 159 High: 160 - 189 Very High: >= 190
VLDL Cholesterol (Serum/Calculated)	51.9	mg/dL	< 30
Non HDL Cholesterol (Serum/Calculated)	168.2	mg/dL	Optimal: < 130 Above Optimal: 130 - 159 Borderline High: 160 - 189 High: 190 - 219 Very High: >= 220



VERIFIED BY



APPROVED BY

Name : Mrs. MANJULA S  
PID No. : MED111084189  
SID No. : 422041584  
Age / Sex : 42 Year(s) / Female  
Type : OP  
Ref. Dr : MediWheel

Register On : 11/05/2022 8:52 AM  
Collection On : 11/05/2022 9:25 AM  
Report On : 12/05/2022 3:59 PM  
Printed On : 16/05/2022 3:25 PM



<u>Investigation</u>	<u>Observed Value</u>	<u>Unit</u>	<u>Biological Reference Interval</u>
----------------------	-----------------------	-------------	--------------------------------------

**INTERPRETATION:** 1.Non-HDL Cholesterol is now proven to be a better cardiovascular risk marker than LDL Cholesterol.  
2.It is the sum of all potentially atherogenic proteins including LDL, IDL, VLDL and chylomicrons and it is the "new bad cholesterol" and is a co-primary target for cholesterol lowering therapy.


Total Cholesterol/HDL Cholesterol Ratio (Serum/Calculated)	5		Optimal: < 3.3 Low Risk: 3.4 - 4.4 Average Risk: 4.5 - 7.1 Moderate Risk: 7.2 - 11.0 High Risk: > 11.0
---	---	--	--

Triglyceride/HDL Cholesterol Ratio (TG/HDL) (Serum/Calculated)	6.2		Optimal: < 2.5 Mild to moderate risk: 2.5 - 5.0 High Risk: > 5.0
--	-----	--	--

LDL/HDL Cholesterol Ratio (Serum/Calculated)	2.8		Optimal: 0.5 - 3.0 Borderline: 3.1 - 6.0 High Risk: > 6.0
---	-----	--	---



VERIFIED BY



APPROVED BY

Name : Mrs. MANJULA S  
PID No. : MED111084189  
SID No. : 422041584  
Age / Sex : 42 Year(s) / Female  
Type : OP  
Ref. Dr : MediWheel

Register On : 11/05/2022 8:52 AM  
Collection On : 11/05/2022 9:25 AM  
Report On : 12/05/2022 3:59 PM  
Printed On : 16/05/2022 3:25 PM



<u>Investigation</u>	<u>Observed Value</u>	<u>Unit</u>	<u>Biological Reference Interval</u>
<b><u>Glycosylated Haemoglobin (HbA1c)</u></b>			
HbA1C (Whole Blood/HPLC)	5.0	%	Normal: 4.5 - 5.6 Prediabetes: 5.7 - 6.4 Diabetic: $\geq$ 6.5

**INTERPRETATION:** If Diabetes - Good control : 6.1 - 7.0 % , Fair control : 7.1 - 8.0 % , Poor control  $\geq$  8.1 %

Estimated Average Glucose 96.8 mg/dL  
(Whole Blood)

**INTERPRETATION: Comments**


HbA1c provides an index of Average Blood Glucose levels over the past 8 - 12 weeks and is a much better indicator of long term glycaemic control as compared to blood and urinary glucose determinations.

Conditions that prolong RBC life span like Iron deficiency anemia, Vitamin B12 & Folate deficiency, hypertriglyceridemia, hyperbilirubinemia, Drugs, Alcohol, Lead Poisoning, Asplenia can give falsely elevated HbA1C values.

Conditions that shorten RBC survival like acute or chronic blood loss, hemolytic anemia, Hemoglobinopathies, Splenomegaly, Vitamin E ingestion, Pregnancy, End stage Renal disease can cause falsely low HbA1c.



VERIFIED BY



APPROVED BY





Name : Mrs. MANJULA S  
PID No. : MED111084189  
SID No. : 422041584  
Age / Sex : 42 Year(s) / Female  
Type : OP  
Ref. Dr : MediWheel

Register On : 11/05/2022 8:52 AM  
Collection On : 11/05/2022 9:25 AM  
Report On : 12/05/2022 3:59 PM  
Printed On : 16/05/2022 3:25 PM



<u>Investigation</u>	<u>Observed Value</u>	<u>Unit</u>	<u>Biological Reference Interval</u>
----------------------	-----------------------	-------------	--------------------------------------


**CLINICAL PATHOLOGY**

**PHYSICAL EXAMINATION (URINE COMPLETE)**


Colour (Urine)	Pale Yellow		Yellow to Amber
Appearance (Urine)	Slightly Turbid		Clear
Volume(CLU) (Urine)	10		

**CHEMICAL EXAMINATION (URINE COMPLETE)**

pH (Urine)	5.5		4.5 - 8.0
Specific Gravity (Urine)	1.015		1.002 - 1.035
Ketone (Urine)	Negative		Negative
Urobilinogen (Urine)	Normal		Normal
Blood (Urine)	Negative		Negative
Nitrite (Urine)	Negative		Negative
Bilirubin (Urine)	Negative		Negative
Protein (Urine)	Negative		Negative



VERIFIED BY



APPROVED BY

Name : Mrs. MANJULA S  
PID No. : MED111084189  
SID No. : 422041584  
Age / Sex : 42 Year(s) / Female  
Type : OP  
Ref. Dr : MediWheel

Register On : 11/05/2022 8:52 AM  
Collection On : 11/05/2022 9:25 AM  
Report On : 12/05/2022 3:59 PM  
Printed On : 16/05/2022 3:25 PM



<u>Investigation</u>	<u>Observed Value</u>	<u>Unit</u>	<u>Biological Reference Interval</u>
Glucose (Urine/GOD - POD)	Negative		Negative
Leukocytes(CP) (Urine)	Negative		

**MICROSCOPIC EXAMINATION**  
**(URINE COMPLETE)**

Pus Cells (Urine)	2-3	/hpf	NIL
Epithelial Cells (Urine)	6-8	/hpf	NIL
RBCs (Urine)	Nil	/hpf	NIL
Others (Urine)	Nil		

**INTERPRETATION:**Note: Done with Automated Urine Analyser & Automated urine sedimentation analyser. All abnormal reports are reviewed and confirmed microscopically.

Casts (Urine)	Nil	/hpf	NIL
Crystals (Urine)	Nil	/hpf	NIL

Dr. Arjun C.P  
MBBS, MD Pathology  
Reg No:KMC 89655

VERIFIED BY

DR SHAMIM JAVED  
MD PATHOLOGY  
KMC 88902

APPROVED BY

Name : Mrs. MANJULA S  
PID No. : MED111084189  
SID No. : 422041584  
Age / Sex : 42 Year(s) / Female  
Type : OP  
Ref. Dr : MediWheel

Register On : 11/05/2022 8:52 AM  
Collection On : 11/05/2022 9:25 AM  
Report On : 12/05/2022 3:59 PM  
Printed On : 16/05/2022 3:25 PM



Investigation

Observed  
Value

Unit

Biological  
Reference Interval

**IMMUNOHAEMATOLOGY**

BLOOD GROUPING AND Rh TYPING  
(EDTA Blood/Agglutination)

'O' Positive'

Dr. Arjun C.P  
MBBS, MD Pathology  
Reg No:KMC 89655

VERIFIED BY

DR SHAMIM JAVED  
MD PATHOLOGY  
KMC 88902

APPROVED BY

Name : Mrs. MANJULA S  
PID No. : MED111084189  
SID No. : 422041584  
Age / Sex : 42 Year(s) / Female  
Type : OP  
Ref. Dr : MediWheel

Register On : 11/05/2022 8:52 AM  
Collection On : 11/05/2022 9:25 AM  
Report On : 12/05/2022 3:59 PM  
Printed On : 16/05/2022 3:25 PM



<u>Investigation</u>	<u>Observed Value</u>	<u>Unit</u>	<u>Biological Reference Interval</u>
<b><u>BIOCHEMISTRY</u></b>			
BUN / Creatinine Ratio	10.5		6.0 - 22.0
Glucose Fasting (FBS) (Plasma - F/GOD-PAP)	86.48	mg/dL	Normal: < 100 Pre Diabetic: 100 - 125 Diabetic: >= 126

**INTERPRETATION:** Factors such as type, quantity and time of food intake, Physical activity, Psychological stress, and drugs can influence blood glucose level.

Glucose, Fasting (Urine) (Urine - F/GOD - POD)	Negative		Negative
Glucose Postprandial (PPBS) (Plasma - PP/GOD-PAP)	110.13	mg/dL	70 - 140

**INTERPRETATION:**

Factors such as type, quantity and time of food intake, Physical activity, Psychological stress, and drugs can influence blood glucose level. Fasting blood glucose level may be higher than Postprandial glucose, because of physiological surge in Postprandial Insulin secretion, Insulin resistance, Exercise or Stress, Dawn Phenomenon, Somogyi Phenomenon, Anti-diabetic medication during treatment for Diabetes.


Blood Urea Nitrogen (BUN) (Serum/Urease UV / derived)	8.4	mg/dL	7.0 - 21
Creatinine (Serum/Modified Jaffe)	0.80	mg/dL	0.6 - 1.1

**INTERPRETATION:** Elevated Creatinine values are encountered in increased muscle mass, severe dehydration, Pre-eclampsia, increased ingestion of cooked meat, consuming Protein/ Creatine supplements, Diabetic Ketoacidosis, prolonged fasting, renal dysfunction and drugs such as cefoxitin ,cefazolin, ACE inhibitors ,angiotensin II receptor antagonists,N-acetylcyteine , chemotherapeutic agent such as flucytosine etc.

Uric Acid (Serum/Enzymatic)	4.26	mg/dL	2.6 - 6.0
--------------------------------	------	-------	-----------



VERIFIED BY



APPROVED BY

-- End of Report --