



REVIVAL DIAGNOSTICS

HEALTH CHECK-UP SUMMARY

Name: Chitra Shukla

Date: 19/02/2023

Email ID:

Sex: F Age: 45 Years Contact No: 9825350659 Remarks:

i> BMI			Under-weight	<input type="checkbox"/>
Height (in Cm): <u>154</u>	Weight (in Kg): <u>50</u>	BMI: <u>21.2</u>	Normal	<input checked="" type="checkbox"/>
			Over-weight	<input type="checkbox"/>

ii> Blood Pressure & Pulse

120/78 mm/Hg
72/min.

If high or low, whether the person is on medication: YES / NO

iii> Blood Tests & Lung Function Remarks

RS
CVS }
CNS

If abnormal, whether the person is on medication: YES / NO

iv> Eye Test Remarks

Eye Test: (R) G/G (L) G/G
Color Vision: 2

v> Heart Disease

Whether any specific heart ailment detected (ECG findings):
normal

vi> Any other problems needing attention / Overall Assessment:

no

Dr. Chirag Patel
M.B.B.S. G-49432
Signature of the Doctor

Dr. C.D. Shukla

0261 2747788, 9825947712

4th Floor, Aqua Corridor, Hazira Road, Adajan Pal, Surat-395009.

revivaldiagnostics.surat@gmail.com

www.revivaldiagnostics.com



NAME: Chitra Shukla SEX: F
BIRTHDATE: 14/01/1978 AGE: 45

DEPARTMENT OF OPHTHALMOLOGY

EYE TEST:

1. VISION:

RIGHT EYE - 6/6

LEFT EYE - 6/6

2. COLOR VISION:

RIGHT EYE - (P)

LEFT EYE - (P)

3. FUNDUS:

RIGHT EYE - (P)

LEFT EYE - (P)

REMARKS:

© C.D. Shukla

Revival Diagnostic
Ophthalmologist/Optomtrist

B/s. Star Bazar, Surat-395009
Mo. 91062-28601



0261 2747788, 9825947712



4TH Floor, Aqua Corridor, Hazira Road, Adajan Pal, Surat-395009.



revivaldiagnostics.surat@gmail.com



www.revivaldiagnostics.com



REVIVAL DIAGNOSTICS

Dental Assessment Form

NAME Chitra Shukla
AGE 45

DATE 11/02/2023
SEX F

* CHIEF COMPLAINT

A CLINICAL FEATURES :- normal

- 1 CAVIES :-
 - 2 MISSING TOOTH :-
 - 3 MALOCCLUSION :-
 - 4 FILLING :-
- } NO

B DIAGNOSIS :- ⊙

C PERSONAL HISTORY :- Hygienic

D PROVISIONAL D/G :- ⊙

E MEDICAL HISTORY :- NO

F FINAL D/G :- ⊙

G TREATMENT PLAN :- NO

CLINT SIGN


⊙ C.D. Shukla


Revival Diagnostic

DOCTOR SIGN
111, Aqua Corridor,
B/s, Star Bazar, Surat-395009
Mo. 91062-28601

 0261 2747788, 9825947712

 4TH Floor, Aqua Corridor, Hazira Road, Adajan Pal, Surat-395009.

 revivaldiagnostics.surat@gmail.com

 www.revivaldiagnostics.com



REVIVAL DIAGNOSTICS



Name	CHITRA SHUKLA	Age/Gender	45Yrs/Female
Reg No.	1320/23	Receipt No	5687
Referred By	BOB - MEDI WHEEL(PKG10000243)	Mode of Payment	CREDIT
Collection Type	CENTER	Collection DateTime	11-Feb-2023 08:38 AM

BLOOD GROUP - 11022351 Released at 11-Feb-2023 01:19 PM

Parameter	Result	Biological Ref.Range	Method
-Blood Group	"O"		
-Rh Factor	POSITIVE		

CBC - 11022349 Released at 11-Feb-2023 11:21 AM

Parameter	Result	Biological Ref.Range	Method
-Haemoglobin	12.0 gm/dL	(12 - 16 gm/dL)	Auto
-RBC Count	4.58 mill/cumm	(4.2 - 5.4 mill/cumm)	Auto
-Total WBC Count	7600 /cumm	(4000 - 10000 /cumm)	Auto
-Platelet Count	3.45 lakh/cumm	(1.5 - 4.5 lakh/cumm)	Auto

Blood Indices

-HCT	38.5 %	L (40 - 55 %)	Auto
-MCV	84.0 fl	(80 - 92 fl)	Auto
-MCH	26.2 pg	L (27 - 31 pg)	Auto
-MCHC	31.1 gm/dL	L (32 - 36 gm/dL)	Auto
-RDW	13.9 %	(11 - 15 %)	Auto

Diff WBC Count

-Polymorphs	59 %	(40 - 80 %)	Microscopically
-Lymphocytes	36 %	(20 - 40 %)	Microscopically
-Eosinophils	03 %	(1 - 6 %)	Microscopically
-Monocytes	02 %	(2 - 7 %)	Microscopically
-Basophils	00 %	(0 - 1 %)	Microscopically
-PLATELET ON SMEAR	Adequate		Microscopically
-MALARIAL PARASITES	Malarial Parasites Not Detected		Microscopically

[Test performed on Fully Automated Hematology Analyzer ERBA H-360]

Revival Diagnostics
401-Aqua Corridor,
Beside Star Bazar, Adajan,
Surat-395009. Mo. 9825947712

Dr. Shivangi Gandhi

M.B.B.S, M.D (Pathology)



0261 2747788, 9825947712



4TH Floor, Aqua Corridor, Hazira Road, Adajan Pal, Surat-395009.



revivaldiagnostics.surat@gmail.com



www.revivaldiagnostics.com

This Medical Report Is Not Intended For Medico-legal Purposes.
Laboratory Test Results Are Subject To Technical Limitation And Should
Be Clinically Correlate For Final Diagnosis



REVIVAL DIAGNOSTICS



Name	CHITRA SHUKLA	Age/Gender	45Yrs/Female
Reg No.	1320/23	Receipt No	5687
Referred By	BOB - MEDI WHEEL(PKG10000243)	Mode of Payment	CREDIT
Collection Type	CENTER	Collection DateTime	11-Feb-2023 08:38 AM

ESR - 11022349 Released at 11-Feb-2023 11:58 AM

Parameter	Result	Biological Ref.Range	Method
-E.S.R	06 mm/hr	(3 - 15 mm/hr)	



Revival Diagnostics

401-Aqua Corridor,
Beside Star Bazar, Adajan,
Surat-395009. Mo. 9825947712

Dr. Shivangi Gandhi

M.B.B.S, M.D. (Pathology)



0261 2747788, 9825947712



4TH Floor, Aqua Corridor, Hazira Road, Adajan Pal, Surat-395009.



revivaldiagnostics.surat@gmail.com



www.revivaldiagnostics.com

This Medical Report Is Not Intended For Medico-legal Purposes.
Laboratory Test Results Are Subject To Technical Limitation And Should
Be Clinically Correlate For Final Diagnosis



REVIVAL DIAGNOSTICS

Name	CHITRA SHUKLA	Age/Gender	45Yrs/Female
Reg No.	1320/23	Receipt No	5687
Referred By	BOB - MEDI WHEEL(PKG1000243)	Mode of Payment	CREDIT
Collection Type	CENTER	Collection DateTime	11-Feb-2023 08:38 AM

FBS & PPBS - 11022350 Released at 11-Feb-2023 03:12 PM

Parameter	Result	Biological Ref.Range	Method
-Fasting Blood Sugar (FBS)	132 mg/dL	H 70-100 mg/dl Impaired Tolerance:100-125 Diabetes Mellitus:>=126 (On more than one occasion) (American diabetes association guidelines 2022)	
-Fasting Urine Sugar	Absent		
-Fasting Urine Acetone	Absent		
-PPBS	164 mg/dL	H (90 - 140 mg/dL)	
-PP2BS URINE SUGAR	Absent		
-PP2BS URINE ACETONE	Absent		

HBA1C - 11022349 Released at 11-Feb-2023 03:12 PM

Parameter	Result	Biological Ref.Range	Method
-HBA1C	6.6 %	H HbA1C Degree of Glucose Control <5.6 % Non Diabetics 5.7 - 6.4 % Prediabetics > =6.5 % Diabetics (REF:Wallace, 11th Edition) REMARKS: 6 - 7 % Excellent Control 7 - 8 % Good Control 8 - 10 % Unsatisfactory Control >10 % Poor Control	Boronate Affinity

-Method[] High Performance Liquid Chromatography (HPLC)

Revival Diagnostics
401-Aqua Corridor,
Beside Star Bazar, Adajan,
Surat-395009. Mo. 9825947712



0261 2747788, 9825947712



4TH Floor, Aqua Corridor, Hazira Road, Adajan Pal, Surat-395009.



revivaldiagnostics.surat@gmail.com



www.revivaldiagnostics.com


Dr. Shivangi Gandhi

M.B.B.S, M.D (Pathology)

This Medical Report Is Not Intended For Medico-legal Purposes.
Laboratory Test Results Are Subject To Technical Limitation And Should
Be Clinically Correlate For Final Diagnosis



REVIVAL DIAGNOSTICS



Name	CHITRA SHUKLA	Age/Gender	45Yrs/Female
Reg No.	1320/23	Receipt No	5687
Referred By	BOB - MEDI WHEEL(PKG10000243)	Mode of Payment	CREDIT
Collection Type	CENTER	Collection DateTime	11-Feb-2023 08:38 AM

LIVER FUNCTION TEST (LFT) - 11022351 Released at 11-Feb-2023 02:01 PM

Parameter	Result	Biological Ref.Range	Method
-Serum Total Bilirubin	0.2 mg/dL	(0 - 1.3 mg/dL)	Diazo
-Serum Direct Bilirubin	0.1 mg/dL	(0 - 0.4 mg/dL)	Diazo
-Serum InDirect Bilirubin	0.1 mg/dL	(0.1 - 1.3 mg/dL)	Calculated
-Total Protein (TP)	6.9 gm/dL	(6.4 - 8.3 gm/dL)	Biuret
-Albumin (ALB)	3.9 gm/dL	(3.5 - 5.2 gm/dL)	BCG
-Globulin	3.0 gm/dL	(2.3 - 3.6 gm/dL)	Calculated
-A/G Ratio	1.30 gm/dL	(1 - 2.3 gm/dL)	Calculated
-SGPT(ALT)	9 U/L	(5 - 45 U/L)	IFCC, Kinetic without Pyridoxal Phosphate
-SGOT (AST)	8 U/L	(0 - 35 U/L)	IFCC, Without Pyridoxal Phosphate
-Alkaline Phosph.	93 U/L	(42 - 128 U/L)	ALP-AMP
-GGT	13 U/L	(5 - 50 U/L)	Glupa-C

[Test performed on Fully Automated Biochemistry Analyzer ERBA EM200]

REVIVAL
DIAGNOSTICS

Revival Diagnostics

401-Aqua Corridor,
Beside Star Bazar, Adajan,
Surat-395009. Mo. 9825947712

Dr. Shivangi Gandhi

MBBS, M.D.(Pathology)



0261 2747788, 9825947712



4th Floor, Aqua Corridor, Hazira Road, Adajan Pal, Surat-395009.



revivaldiagnostics.surat@gmail.com



www.revivaldiagnostics.com

This Medical Report Is Not Intended For Medico-legal Purposes.
Laboratory Test Results Are Subject To Technical Limitation And Should
Be Clinically Correlate For Final Diagnosis



REVIVAL DIAGNOSTICS



Name	CHITRA SHUKLA	Age/Gender	45Yrs/Female
Reg No.	1320/23	Receipt No	5687
Referred By	BOB - MEDI WHEEL(PKG10000243)	Mode of Payment	CREDIT
Collection Type	CENTER	Collection DateTime	11-Feb-2023 08:38 AM

Creatinine - 11022351 Released at 11-Feb-2023 02:01 PM

Parameter	Result	Biological Ref.Range	Method
-Creatinine	0.7 mg/dL	(0.6 - 1.14 mg/dL)	ENZYMATIC

BUN - 11022351 Released at 11-Feb-2023 12:29 PM

Parameter	Result	Biological Ref.Range	Method
-Blood Urea Nitrogen (BUN)	11 mg/dL	(6 - 20 mg/dL)	Calculated

Uric Acid - 11022348 Released at 11-Feb-2023 02:01 PM

Parameter	Result	Biological Ref.Range	Method
-Uric Acid	3.2 mg/dL	L (3.5 - 7.2 mg/dL)	Uricase-POD



Revival Diagnostics

401-Aqua Corridor,
Beside Star Bazar, Adajan,
Surat-395009. Mo. 9825947712

Dr. Shivangi Gandhi

M.B.B.S. M.D. (Pathology)



0261 2747788, 9825947712



4TH Floor, Aqua Corridor, Hazira Road, Adajan Pal, Surat-395009.



revivaldiagnostics.surat@gmail.com



www.revivaldiagnostics.com

This Medical Report Is Not Intended For Medico-legal Purposes.
Laboratory Test Results Are Subject To Technical Limitation And Should
Be Clinically Correlate For Final Diagnosis



REVIVAL DIAGNOSTICS



Name	CHITRA SHUKLA	Age/Gender	45Yrs/Female
Reg No.	1320/23	Receipt No	5687
Referred By	BOB - MEDI WHEEL(PKG10000243)	Mode of Payment	CREDIT
Collection Type	CENTER	Collection DateTime	11-Feb-2023 08:38 AM

Lipid Profile - 11022351 Released at 11-Feb-2023 02:01 PM

Parameter	Result	Biological Ref.Range	Method
-Serum Cholesterol	252 mg/dL	H Desirable < 200 mg/dl Borderline High : 200-239 mg/dl High : > 240 mg/dl	CHOD-PAP
-Serum Triglyceride	96 mg/dL	Normal < 150 mg/dl Borderline High : 150 - 159 mg/dl High : 200 - 499 mg/dl Very High : 500 mg/dl	GPO-POD Method
-Serum HDLD(Direct)	95 mg/dL	Normal :> 55 mg/dl Borderline : 35-55 mg/dl Undesirable: < 35 mg/dl	PVS-PEGME Precipitation with CHOD-POD
-Serum VLDL	19 mg/dL	(5 - 30 mg/dL)	Calculated
-Serum LDL(Direct)	138 mg/dL	Optimal:< 100 mg/dl Above Optimal : 100- 129 mg/dl Borderline High : 130-159 mg/dl High : > 160-189mg/dl Very High : >190 mg/dl	Calculated
-Chol/HDL	2.65	Low risk: <3.8 Medium Risk: 3.8 to 5.9 High Risk: > 6	Calculated
-LDL/Chol	1.83	Low risk: <3.55 Medium Risk: 3.55 to 4.0 High Risk: > 6	Calculated

[Test performed on Fully Automated Biochemistry Analyzer ERBA EM200]

Revival Diagnostics
401-Aqua Corridor,
Beside Star Bazar, Adajan,
Surat-395009. Mo. 9825947712

Dr. Shivangi Gandhi

M.B.B.S. M.D.(Pathology)



0261 2747788, 9825947712



4th Floor, Aqua Corridor, Hazira Road, Adajan Pal, Surat-395009.



revivaldiagnostics.surat@gmail.com



www.revivaldiagnostics.com

This Medical Report Is Not Intended For Medico-legal Purposes.
Laboratory Test Results Are Subject To Technical Limitation And Should
Be Clinically Correlate For Final Diagnosis



Name	CHITRA SHUKLA	Age/Gender	45Yrs/Female
Reg No.	1320/23	Receipt No	5687
Referred By	BOB - MEDI WHEEL(PKG10000243)	Mode of Payment	CREDIT
Collection Type	CENTER	Collection DateTime	11-Feb-2023 08:38 AM

Urine Routine & Micro Examination - 11022353 Released at 11-Feb-2023 12:38 PM

Parameter	Result	Biological Ref.Range	Method
<u>Physical Examination</u>			
-Quantity	25		Manual
-Colour	Pale Yellow	Pale Yellow	Manual
-Appearance	Clear	Clear	Manual
-Reaction (pH)	Acidic		Dipstick
-Specific Gravity	1.030		Dipstick
<u>Chemical Examination</u>			
-Proteins.	Absent		Dipstick
-Sugar	Absent		Dipstick
-Acetone.	Absent		Dipstick
-Bile Salts	Absent	Absent	Dipstick
-Bile Pigments	Absent	Absent	Dipstick
-Occult Blood Test (OBT).	Negative		Dipstick
<u>Microscopic Examination</u>			
-Pus Cells	2-3		Microscopically
-Red Blood Cells	Absent		Microscopically
-Epithelial Cells	1-2		Microscopically
-Bacteria.	Absent		Microscopically
-Crystals	Absent	Absent	Microscopically
-Others	NIL	Absent	Microscopic Examination

Revival Diagnostics
401-Aqua Corridor,
Beside Star Bazar, Adajan,
Surat-395009. Mo. 9825947712

Dr. Shivangi Gandhi

M.B.B.S. M.D. (Pathology)

revivaldiagnostics.surat@gmail.com



0261 2747788, 9825947712



4th Floor, Aqua Corridor, Hazira Road, Adajan Pal, Surat-395009.



www.revivaldiagnostics.com



REVIVAL DIAGNOSTICS



Name	CHITRA SHUKLA	Age/Gender	45Yrs/Female
Reg No.	1320/23	Receipt No	5687
Referred By	BOB - MEDI WHEEL(PKG10000243)	Mode of Payment	CREDIT
Collection Type	CENTER	Collection DateTime	11-Feb-2023 08:38 AM

Total T3 T4 TSH - 11022351 Released at 11-Feb-2023 12:15 PM

Parameter	Result	Biological Ref.Range	Method
-Total T3	0.94 ng/ml	(0.87 - 1.78 ng/ml)	Fluorescence Enzyme Immunoassay
-Total T4	5.22 ug/dl	(4.6 - 11 ug/dl)	Fluorescence Enzyme Immunoassay
-TSH	1.77 uIU/ml	0.50 - 5.50 uIU/ml 5.5 to 15 ul U/ml - Suggested Clinical co-relation or Repeat test with new sample as physiological factors can give false high TSH Above 15uIU/ml Hypothyroid PREGNANT WOMEN normal ranges for TSH: 1st Trimester : 0.0878 - 2.8293 uIU/ml 2nd Trimester : 0.1998 - 2.7915 uIU/ml 3rd Trimester : 0.307 - 2.9028 uIU/ml Ref: TIETZ Fundamentals of Clinical Chemistry	Fluorescence Enzyme Immunoassay

[Test performed on Fully Automated Immunology Analyzer Maglumi-600]

Revival Diagnostics

401-Aqua Corridor,
Beside Star Bazar, Adajan,
Surat-395009. Mo. 9825947712

Dr. Shivangi Gandhi

M.B.B.S, M.D (Pathology)



0261 2747788, 9825947712



4th Floor, Aqua Corridor, Hazira Road, Adajan Pal, Surat-395009.

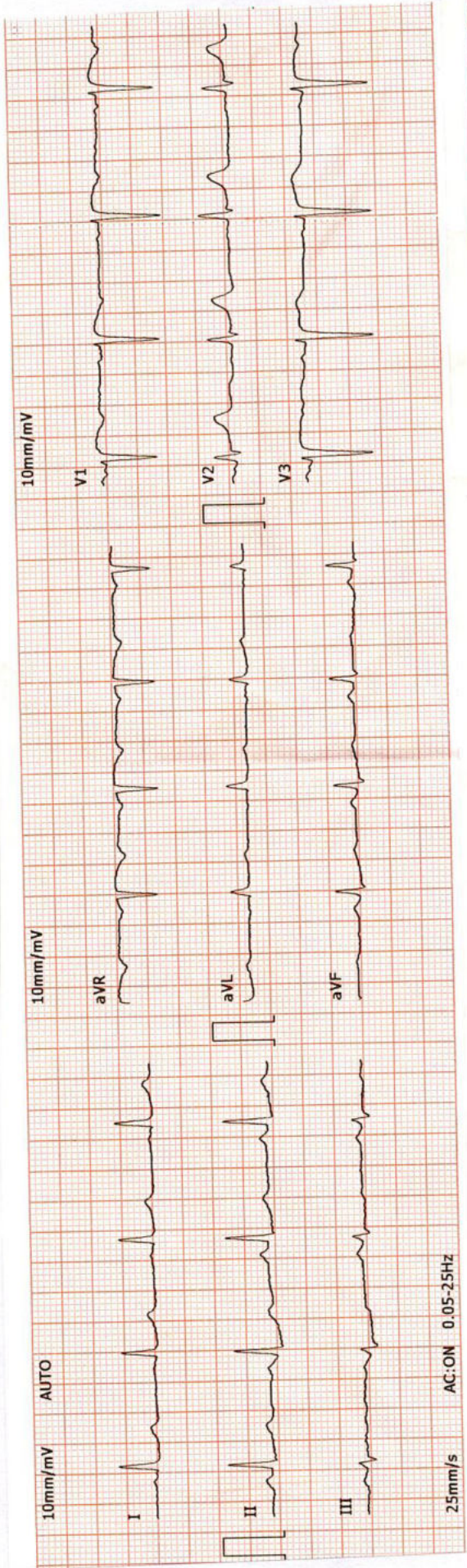


revivaldiagnostics.surat@gmail.com



www.revivaldiagnostics.com

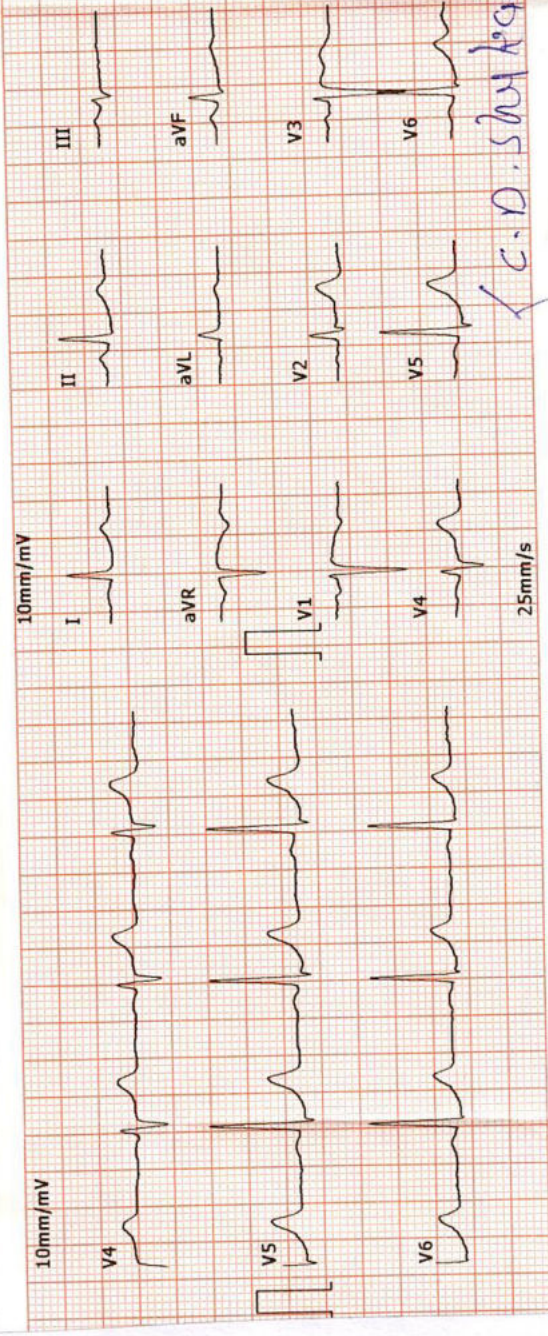
This Medical Report Is Not Intended For Medico-legal Purposes.
Laboratory Test Results Are Subject To Technical Limitation And Should
Be Clinically Correlate For Final Diagnosis



2023-2-11 8:54:20	ID: 00004509
ID Card:	Gender: Female
Name: CHITRA	Height(cm): 154
Age: 45	BP(mmHg): /
Weight(Kg): 50	
HR: 81	bpm
P-R: 110	ms
Q-R-S: 86	ms
QT/QTc: 370/426	ms
P/QRS/T AXES: 65/29/65	deg
RV5/SV1: 1.09/0.88	mV
RV5+SV1: 1.97	mV

*The result must be confirmed by doctor!

Report Confirmed by: *C.D. Sanyal kg*



Revival Diagnostic
 401, Aqua Corridor,
 B/s. Star Bazar, Surat-395009
 Mo. 91062-28601

DR. ADITYA S. BORA
 MBBS, DNB, PGDCC
 PHYSICIAN & CLINICAL CARDIOLOGIST
 G-54906



REVIVAL DIAGNOSTICS

Name	CHITRA SHUKLA	Age/Gender	45Yrs/Female
Reg No.	1320/23	Receipt No	5687
Referred By	BOB - MEDI WHEEL(PKG10000243)	Mode of Payment	CREDIT
Collection Type	CENTER	Collection DateTime	11-Feb-2023 08:38 AM

ECG

- REPORT :

1. The rhythm is sinus.
2. Heart rate is 81 beats per minute.
3. Normal P,QRS,T wave axis.
4. Normal PR,QRS,Q.T. Duration.
5. No pathological q wave or ST-T changes seen.
6. No evidence of chamber hypertrophy or enlargement seen.

IMPRESSION : ECG WITHIN NORMAL LIMITS

Signature

Revival Diagnostic

401, Aqua Corridor,
B/s. Star Bazar, Surat-395009
Mo. 91062-28601

DR. ADITYA S. BORA
MBBS, DNB, PGDCC
PHYSICIAN & CLINICAL CARDIOLOGIST
G-54906



0261 2747788, 9825947712



4TH Floor, Aqua Corridor, Hazira Road, Adajan Pal, Surat-395009.



revivaldiagnostics.surat@gmail.com



www.revivaldiagnostics.com

This Medical Report Is Not Intended For Medico-legal Purposes.
Laboratory Test Results Are Subject To Technical Limitation And Should
Be Clinically Correlate For Final Diagnosis



2D-ECHOCARDIOGRAPHY & COLOR DOPPLER REPORT

Name:	CHITRA SHUKLA	Age/Gender	45Yrs /Female
Referred by.	MEDI WHEEL	Date	11 /02/2023


INDICATION: Preventive Health check up

- **CARDIAC CHAMBERS:** Left Ventricle: Normal size, Left Atrium: Normal size.
- No e/o thrombus in LA/LV.
- **Right Atrium:** Normal size. **Right Ventricle:** Normal size,
- **Normal Right Ventricular function.** (TAPSE=20mm)
- **Normal Left Ventricular systolic function. LVEF = 60% ,**
No regional wall abnormality. No thinning / scarring / dyskinesia of LV wall.
- **No Concentric Left Ventricular Hypertrophy.** (IVSd= 10 mm),
- **LV Compliance :**
NO Left Ventricular Diastolic Dysfunction [LVDD].
- **VALVES:**
- Structurally Normal Mitral valve/ Aortic valve/Tricuspid valve/ Pulmonary valve .
No significant Valvular Stenosis.
- **Doppler findings:** AV max = 1.20 m/s, PV max = 0.91 m/s.
Trivial MR, Trivial Tricuspid regurgitation.
- **No Pulmonary Arterial Hypertension. PASP** by TRjet vel.method = 23 mmHg.
- **SEPTAE:** IAS / IVS Appear Intact.
- **IVC :** Normal in dimension and shows good inspiratory 13mm collapse.
- **OTHERS:** No e/o Pericardial effusion / vegetation.

IMPRESSION:

**NORMAL LV SYSTOLIC FUNCTION, LVEF= 60 %, NO RWMA,
NO LVH , NO LVDD , NO PAH.**

Revival Diagnostic
401, Aqua Corridor,
B/s. Star Bazar, Surat-395009
Mo. 91062-28601


DR. ADITYA BORA
MBBS,DNB,PGDCC
**PHYSICIAN & CLINICAL
CARDIOLOGIST**



0261 2747788, 9825947712



4TH Floor, Aqua Corridor, Hazira Road, Adajan Pal, Surat-395009.

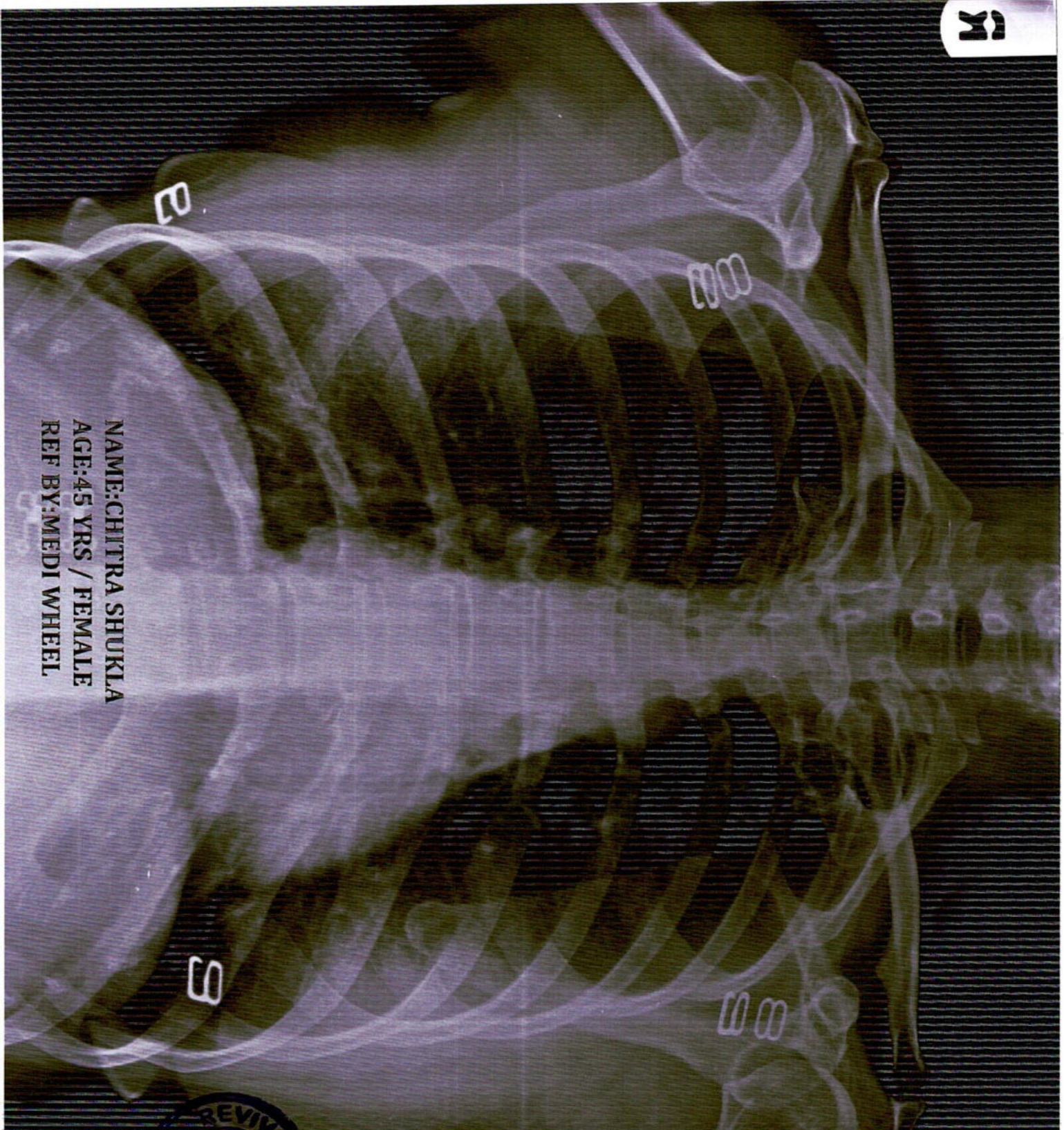


revivaldiagnostics.surat@gmail.com



www.revivaldiagnostics.com

R



3


33

3

33

NAME:CHITRA SHUKLA
AGE:45 YRS / FEMALE
REF BY:MEDI WHEEL





Name	CHITRA SHUKLA	Age/Gender	45Yrs/Female
Reg No.	1320/23	Receipt No	5687
Referred By	BOB - MEDI WHEEL(PKG10000243)	Mode of Payment	CREDIT
Collection Type	CENTER	Collection DateTime	11-Feb-2023 08:38 AM

CHEST RADIOGRAPH (PA VIEW)

- Hilar shadows are within normal limits.
- Pulmonary vasculature appears normal.
- Cardiac appears normal in size.
- Both domeh of the diaphragm are smooth.
- Both costophrenic recesses are clear.
- Both lung fields appear normal.
- Visualized bones and soft tissue shadows appear normal.

IMPRESSION: NORMAL STUDY.

DR.CHIRAG K PATEL
RADIOLOGIST

REVIVAL
DIAGNOSTICS

Dr. Chirag K. Patel

MBBS-DMD
Signature

Reg. No. G-23509

Revival Diagnostic

4th Floor, Aqua Corridor,
Nr. Star Bazar, Hazira Main Road,
Adajan, Surat-395009.
Mo. 97266 726683



0261 2747788, 9825947712



4TH Floor, Aqua Corridor, Hazira Road, Adajan Pal, Surat-395009.



revivaldiagnostics.surat@gmail.com



www.revivaldiagnostics.com



Name	CHITRA SHUKLA	Age/Gender	45Yrs/Female
Reg No.	1320/23	Receipt No	5687
Referred By	BOB - MEDI WHEEL(PKG10000243)	Mode of Payment	CREDIT
Collection Type	CENTER	Collection DateTime	11-Feb-2023 08:38 AM

USG OF ABDOMEN & PELVIS

LIVER:

Liver is normal in size, shape and echotexture.
No evidence of focal SOL or dilatation of IHBR seen.
Portahepatis appear normal.

GALLBLADDER:

Gallbladder is distended and appears normal.
No e/o calculus, mass lesion or changes of cholecystitis seen.

PANCREAS:

Pancreas appears normal in size, shape and echotexture.
No e/o focal lesion, mass or changes of pancreatitis seen.

SPLEEN:

Spleen appears normal in size, shape and echotexture.

PARAAORTIC REGION:

Aorta grossly appears normal. No e/o paraaortic lymphnodes seen.

KIDNEYS:

Both kidneys appear normal in size, shape, position and echotexture.
Cortex and collecting system of both kidneys appear normal.
No evidence of calculus or obstructive uropathy on either side.

URINARY BLADDER:

Bladder is distended and appears normal.
No calculus, mass lesion or changes of cystitis is seen.

UTERUS:

anteverted, bulky in size with mild changes of uterine adenomyosis
Cervix appears normal.
No e/o focal SOL. Endometrial thickness is normal.

OVARIES:

Both adnexal region appear normal.
No e/o adnexal mass lesion seen on either side.
No evidence of free fluid seen in pelvis.

COMMENTS:

bulky uterus with mild changes of uterine adenomyosis



0261 2747788, 9825947712



4th Floor, Aqua Corridor, Hazira Road, Adajan Pal, Surat-395009.



revivaldiagnostics.surat@gmail.com



www.revivaldiagnostics.com

Dr. Chirag K. Patel

MBBS-DMPD

Reg. No. G-23509

Revival Diagnostic

4th Floor, Aqua Corridor,
Nivasta Bazar, Hazira Main Road,
Adajan, Surat-395009

www.revivaldiagnostics.com
No. 97266 726683