

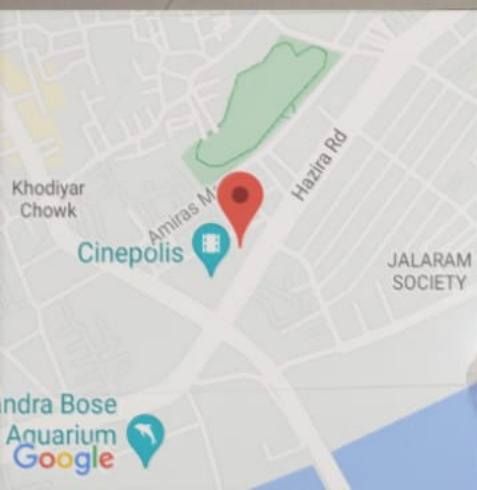


29-Jul-2023 8:54:03 am
21.1869N 72.7936E

Adajan Gam
Surat

Altitude:-20.0m
kaushik

Index number: 5727



9:60
: DUSJ

Rehan
ASTG

8:30

Avenue 2 4.30

Rinlu

2020/11/11

30

11/11/2020

14776488

UCy



भारत सरकार
GOVERNMENT OF INDIA



पटेल कौशिक सतीशभाई

Patel Kaushik Satishbhai

जन्म तारीख/ DOB: 11/04/1989

पुरुष / MALE



5961 3825 6067



HEALTH CHECK-UP SUMMARY

Name: Kaushikkumar Patel

Date: 29/07/2022

Email ID: _____

Sex: <u>M</u>	Age: <u>34</u> Years	Contact No: <u>9879776488</u>	Remarks:
i> BMI			Under-weight <input type="checkbox"/>
Height (in Cm): <u>163</u>	Weight (in Kg): <u>67</u>	BMI: <u>25.2</u>	Normal <input checked="" type="checkbox"/>
			Over-weight <input type="checkbox"/>

ii> Blood Pressure & Pulse

110/70 mm/hg
64 min. regular

If high or low, whether the person is on medication: YES / NO

iii> Blood Tests & Lung Function Remarks

RS
CVS
CNS }

If abnormal, whether the person is on medication: YES / NO

iv> Eye Test Remarks

Eye Test: R G/G L G/G
Color Vision:

v> Heart Disease

Whether any specific heart ailment detected (ECG findings):
None

vi> Any other problems needing attention / Overall Assessment:

NO

Dr. Chirag Patel
M.B.B.S. G140432
C.K. Patel
Signature of the Doctor

Revival Diagnostic
401, Aqua Corridor,
B/s. Star Bazar, Surat-395009
Mo. 91062-28601

Laboratory Test Result are Subject to technical limitation and should be clinically correlate for final diagnosis



NAME: Kaushikkumar Patel SEX: Male
BIRTHDATE: 11/9/1989 AGE: 34

DEPARTMENT OF OPHTHALMOLOGY

EYE TEST:

1. VISION:

RIGHT EYE - 6/6

LEFT EYE - 6/6

2. COLOR VISION:

RIGHT EYE - (2)

LEFT EYE - (2)

3. FUNDUS:

RIGHT EYE - (2)

LEFT EYE - (2)

REMARKS:

Revival Diagnostic
401, Aqua Corridor,
Ophthalmologist/Optomist Surat-395009
Mo. 91062-28601

Laboratory Test Result are Subject to technical limitation and should be clinically correlate for final diagnosis



Dental Assessment Form

NAME Kaushikkumar Patel
AGE 34

DATE 29/07/23
SEX Male

* CHIEF COMPLAINT

A CLINICAL FEATURES :- wound

- 1 CAVIES :-
- 2 MISSING TOOTH :-
- 3 MALOCCLUSION :-
- 4 FILLING :-

B DIAGNOSIS :- W

C PERSONAL HISTORY :- Hygienic

D PROVISIONAL D/G :- W

E MEDICAL HISTORY :- NO

F FINAL D/G :- wound

G TREATMENT PLAN :- NO

CLINT SIGN

Revival Diagnostic
DOCTOR SIGN
401 Aqua Corridor,
E/s. Star Bazar, Surat-395009
Mo. 91062-28601

Laboratory Test Result are Subject to technical limitation and should be clinically correlate for final diagnosis



Name	PATEL KAUSHIKKUMAR SATISHBHAI	Age/Gender	34Yrs/Male
Reg No.	7947/23	Receipt No	4624
Referred By	Bank of Baroda (BOB) - MEDI WHEEL(PKG10000240)	Mode of Payment	CREDIT
Collection Type	CENTER	Collection DateTime	29-Jul-2023 08:59 AM

BLOOD GROUP - 290723109 Released at 29-Jul-2023 12:24 PM

Parameter	Result	Biological Ref.Range	Method
-Blood Group	"O"		
-Rh Factor	POSITIVE		

CBC - 290723107 Released at 29-Jul-2023 11:43 AM

Parameter	Result	Biological Ref.Range	Method
-Haemoglobin	15.1 gm/dL	(13.5 - 18 gm/dL)	Auto
-RBC Count	5.25 mill/cumm	(4.6 - 6.2 mill/cumm)	Auto
-Total WBC Count	5800 /cumm	(4000 - 10000 /cumm)	Auto
-Platelet Count	3.19 lakh/cumm	(1.5 - 4.5 lakh/cumm)	Auto

Blood Indices

-HCT	45.9 %	(40 - 55 %)	Auto
-MCV	87.3 fl	(80 - 92 fl)	Auto
-MCH	28.7 pg	(27 - 31 pg)	Auto
-MCHC	32.9 gm/dL	(32 - 36 gm/dL)	Auto
-RDW	12.4 %	(11 - 15 %)	Auto

Diff WBC Count

-Polymorphs	51 %	(40 - 80 %)	Microscopically
-Lymphocytes	43 %	H (20 - 40 %)	Microscopically
-Eosinophils	04 %	(1 - 6 %)	Microscopically
-Monocytes	02 %	(2 - 7 %)	Microscopically
-Basophils	00 %	(0 - 1 %)	Microscopically
-PLATELET ON SMEAR	Adequate		Microscopically
-MALARIAL PARASITES	Malarial Parasites Not Detected		Microscopically

[Test performed on Fully Automated Hematology Analyzer ERBA H-360]

Revival Diagnostics

401-Aqua Corridor,
Beside Star Bazar, Adajan,
Surat-395009. Mo. 9825947712

Sg

Dr. Shivangi Gandhi
M.B.B.S, M.D (Pathology)

Laboratory Test Result are Subject to technical limitation and should be clinically correlate for final diagnosis

📍 4th Floor, Aqua Corridor, Hazira Road, Adajan Pal, Surat-395009.

☎ 0261 2747788, 9825947712 ✉ revivaldiagnostics.surat@gmail.com 🌐 www.revivaldiagnostics.com

This medical report is not intended for medico-legal purposes.



Name	PATEL KAUSHIKKUMAR SATISHBHAI	Age/Gender	34Yrs/Male
Reg No.	7947/23	Receipt No	4624
Referred By	Bank of Baroda (BOB) - MEDI WHEEL(PKG10000240)	Mode of Payment	CREDIT
Collection Type	CENTER	Collection DateTime	29-Jul-2023 08:59 AM

ESR - 290723107 Released at 29-Jul-2023 11:18 AM

Parameter	Result	Biological Ref.Range	Method
-E.S.R	02 mm/hr	-(1 - 10 mm/hr)	



REVIVAL DIAGNOSTICS

Revival Diagnostics
401-Aqua Corridor,
Beside Star Bazar, Adajan,
Surat-395009. Mo. 9825947712

Dr. Shivangi Gandhi
M.B.B.S, M.D (Pathology)

Laboratory Test Result are Subject to technical limitation and should be clinically correlate for final diagnosis



Name	PATEL KAUSHIKKUMAR SATISHBHAI	Age/Gender	34Yrs/Male
Reg No.	7947/23	Receipt No	4624
Referred By	Bank of Baroda (BOB) - MEDI WHEEL(PKG10000240)	Mode of Payment	CREDIT
Collection Type	CENTER	Collection DateTime	29-Jul-2023 08:59 AM

FBS & PPBS - 290723108 Released at 29-Jul-2023 01:07 PM

Parameter	Result	Biological Ref.Range	Method
-Fasting Blood Sugar (FBS)	100 mg/dL	70-100 mg/dl Impaired Tolerance:100-125 Diabetes Mellitus:>=126 (On more than one occasion) (American diabetes association guidelines 2022)	
-Fasting Urine Sugar	Absent		
-Fasting Urine Acetone	Absent		
-PPBS	121 mg/dL	(90 - 140 mg/dL)	
-PP2BS URINE SUGAR	Absent		
-PP2BS URINE ACETONE	Absent		

HBA1C - 290723107 Released at 29-Jul-2023 12:30 PM

Parameter	Result	Biological Ref.Range	Method
-HBA1C	5.3 %	HbA1C Degree of Glucose Control <5.6 % Non Diabetics 5.7 - 6.4 % Prediabetics > =6.5 % Diabetics (REF:Wallace, 11th Edition) REMARKS: 6 - 7 % Excellent Control 7 - 8 % Good Control 8 - 10 % Unsatisfactory Control >10 % Poor Control	Boronate Affinity

-Method[] High Performance Liquid Chromatography (HPLC)

Revival Diagnostics

401-Aqua Corridor,
Beside Star Bazar, Adajan,
Surat-395009. Mo. 9825947717

Sg

Dr. Shivangi Gandhi
M.B.B.S, M.D (Pathology)

Laboratory Test Result are Subject to technical limitation and should be clinically correlate for final diagnosis



Name	PATEL KAUSHIKKUMAR SATISHBHAI	Age/Gender	34Yrs/Male
Reg No.	7947/23	Receipt No	4624
Referred By	Bank of Baroda (BOB) - MEDI WHEEL(PKG10000240)	Mode of Payment	CREDIT
Collection Type	CENTER	Collection DateTime	29-Jul-2023 08:59 AM

LIVER FUNCTION TEST (LFT) - 290723109 Released at 29-Jul-2023 12:30 PM

Parameter	Result	Biological Ref.Range	Method
-Serum Total Bilirubin	0.5 mg/dL	(0 - 1.3 mg/dL)	Diazo
-Serum Direct Bilirubin	0.2 mg/dL	(0 - 0.4 mg/dL)	Diazo
-Serum InDirect Bilirubin	0.3 mg/dL	(0.1 - 1.3 mg/dL)	Calculated
-Total Protein (TP)	6.9 gm/dL	(6.4 - 8.3 gm/dL)	Biuret
-Albumin (ALB)	4.3 gm/dL	(3.5 - 5.2 gm/dL)	BCG
-Globulin	2.6 gm/dL	(2.3 - 3.6 gm/dL)	Calculated
-A/G Ratio	1.65 gm/dL	(1 - 2.3 gm/dL)	Calculated
-SGPT(ALT)	16 U/L	(5 - 45 U/L)	IFCC, Kinetic without Pyridoxal Phosphate
-SGOT (AST)	21 U/L	(0 - 35 U/L)	IFCC, Without Pyridoxal Phosphate
-Alkaline Phosph.	97 U/L	(42 - 128 U/L)	ALP-AMP
-GGT	18 U/L	(5 - 50 U/L)	Glupa-C

[Test performed on Fully Automated Biochemistry Analyzer ERBA EM200]

Sg



Name	PATEL KAUSHIKKUMAR SATISHBHAI	Age/Gender	34Yrs/Male
Reg No.	7947/23	Receipt No	4624
Referred By	Bank of Baroda (BOB) - MEDI WHEEL(PKG10000240)	Mode of Payment	CREDIT
Collection Type	CENTER	Collection Date/Time	29-Jul-2023 08:59 AM

Creatinine - 290723109 Released at 29-Jul-2023 12:31 PM

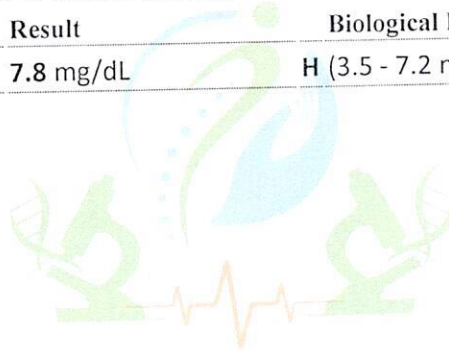
Parameter	Result	Biological Ref.Range	Method
-Creatinine	1.1 mg/dL	(0.6 - 1.4 mg/dL)	ENZYMATIC

BUN - 290723109 Released at 29-Jul-2023 12:01 PM

Parameter	Result	Biological Ref.Range	Method
-Blood Urea Nitrogen (BUN)	10 mg/dL	(6 - 20 mg/dL)	Calculated

Uric Acid - 290723106 Released at 29-Jul-2023 12:31 PM

Parameter	Result	Biological Ref.Range	Method
-Uric Acid	7.8 mg/dL	H (3.5 - 7.2 mg/dL)	Uricase-POD



REVIVAL
DIAGNOSTICS

Revival Diagnostics

401-Aqua Corridor,
Beside Star Bazar, Adajan,
Surat-395009. Mo. 9825947712

Sg

Dr. Shivangi Gandhi
M.B.B.S, M.D (Pathology)

Laboratory Test Result are Subject to technical limitation and should be clinically correlate for final diagnosis

4th Floor, Aqua Corridor, Hazira Road, Adajan Pal, Surat-395009.
0261 2747788, 9825947712 ✉ revivaldiagnostics.surat@gmail.com 🌐 www.revivaldiagnostics.com
This medical report is not intended for medico-legal purposes.



Name	PATEL KAUSHIKKUMAR SATISHBHAI	Age/Gender	34Yrs/Male
Reg No.	7947/23	Receipt No	4624
Referred By	Bank of Baroda (BOB) - MEDI WHEEL(PKG10000240)	Mode of Payment	CREDIT
Collection Type	CENTER	Collection DateTime	29-Jul-2023 08:59 AM

Lipid Profile - 290723109 Released at 29-Jul-2023 12:31 PM

Parameter	Result	Biological Ref.Range	Method
-Serum Cholesterol	167 mg/dL	Desirable < 200 mg/dl Borderline High : 200-239 mg/dl High : > 240 mg/dl	CHOD-PAP
-Serum Triglyceride	71 mg/dL	Normal < 150 mg/dl Borderline High : 150 - 199 mg/dl High : 200 - 499 mg/dl Very High : 500 mg/dl	GPO-POD Method
-Serum HDLD(Direct)	46 mg/dL	Normal :> 55 mg/dl Borderline : 35-55 mg/dl Undesirable: < 35 mg/dl	PVS-PEGME Precipitation w th CHOD-POD
-Serum VLDL	14 mg/dL	(5 - 30 mg/dL)	Calculated
-Serum LDLD(Direct)	107 mg/dL	Optimal:< 100 mg/dl Above Optimal : 100- 129 mg/dl Borderline High : 130-159 mg/dl High : > 160-189mg/dl Very High : >190 mg/dl	Calculated
-Chol/HDL	3.63	Low risk: <3.8 Medium Risk: 3.8 to 5.9 High Risk: > 6	Calculated
-LDL/Chol	1.56	Low risk: <3.55 Medium Risk: 3.55 to 4.0 High Risk: > 6	Calculated

[Test performed on Fully Automated Biochemistry Analyzer ERBA EM200]

Revival Diagnostics

401-Aqua Corridor,
Beside Star Bazar, Adajan,
Surat-395009. Mo. 9825947717

Sg

Dr. Shivangi Gandhi
M.B.B.S, M.D (Pathology)

Laboratory Test Result are Subject to technical limitation and should be clinically correlate for final diagnosis

📍 4th Floor, Aqua Corridor, Hazira Road, Adajan Pal, Surat-395009.

☎ 0261 2747788, 9825947712 ✉ revivaldiagnostics.surat@gmail.com 🌐 www.revivaldiagnostics.com

This medical report is not intended for medico-legal purposes.



Name	PATEL KAUSHIKKUMAR SATISHBHAI	Age/Gender	34Yrs/Male
Reg No.	7947/23	Receipt No	4624
Referred By	Bank of Baroda (BOB) - MEDI WHEEL(PKG10000240)	Mode of Payment	CREDIT
Collection Type	CENTER	Collection DateTime	29-Jul-2023 08:59 AM

Urine Routine & Micro Examination - 290723111 Released at 29-Jul-2023 12:52 PM

Parameter	Result	Biological Ref.Range	Method
Physical Examination			
-Quantity	25		Manual
-Colour	Pale Yellow	Pale Yellow	Manual
-Appearance	Clear	Clear	Manual
-Reaction (pH)	Acidic		Dipstick
-Specific Gravity	1.030		Dipstick
Chemical Examination			
-Proteins.	Absent		Dipstick
-Sugar	Absent		Dipstick
-Acetone.	Absent		Dipstick
-Bile Salts	Absent	Absent	Dipstick
-Bile Pigments	Absent	Absent	Dipstick
-Occult Blood Test (OBT).	Negative		Dipstick
Microscopic Examination			
-Pus Cells	1-2		Microscopically
-Red Blood Cells	Absent		Microscopically
-Epithelial Cells	1-2		Microscopically
-Bacteria.	Absent		Microscopically
-Crystals	Absent	Absent	Microscopically
-Others	NIL	Absent	Microscopic Examination

Revival Diagnostics

401-Aqua Corridor,
Beside Star Bazar, Adajan,
Surat-395009. Mo. 9825947717

Sg

Dr. Shivangi Gandhi
M.B.B.S, M.D (Pathology)

Laboratory Test Result are Subject to technical limitation and should be clinically correlate for final diagnosis



Name	PATEL KAUSHIKKUMAR SATISHBHAI	Age/Gender	34Yrs/Male
Reg No.	7947/23	Receipt No	4624
Referred By	Bank of Baroda (BOB) - MEDI WHEEL(PKG10000240)	Mode of Payment	CREDIT
Collection Type	CENTER	Collection DateTime	29-Jul-2023 08:59 AM

Total T3 T4 TSH - 290723109 Released at 29-Jul-2023 12:01 PM

Parameter	Result	Biological Ref.Range	Method
-Total T3	1.29 ng/ml	(0.87 - 1.78 ng/ml)	Fluorescence Enzyme Immunoassay
-Total T4	7.95 ug/dl	(4.6 - 11 ug/dl)	Fluorescence Enzyme Immunoassay
-TSH	1.27 uIU/ml	0.50 - 5.50 uIU/ml 5.5 to 15 ul U/ml - Suggested Clinical co-relation or Repeat test with new sample as physiological factors can give falsley high TSH Above 15uIU/ml Hypothyroid PREGNANT WOMEN normal ranges for TSH: 1st Trimester : 0.0878 - 2.8293 uIU/ml 2nd Trimester : 0.1998 - 2.7915 uIU/ml 3rd Trimester : 0.307 - 2.9028 uIU/ml Ref: TIETZ Fundamentals of Clinical Chemistry	Fluorescence Enzyme Immunoassay

[Test performed on Fully Automated Immunology Analyzer Maglumi-600]

Revival Diagnostics

401-Aqua Corridor,
Beside Star Lazer, Adajan,
Surat-395009. Mo. 9825947712

Sa

Dr. Shivangi Gandhi
M.B.B.S, M.D (Pathology)

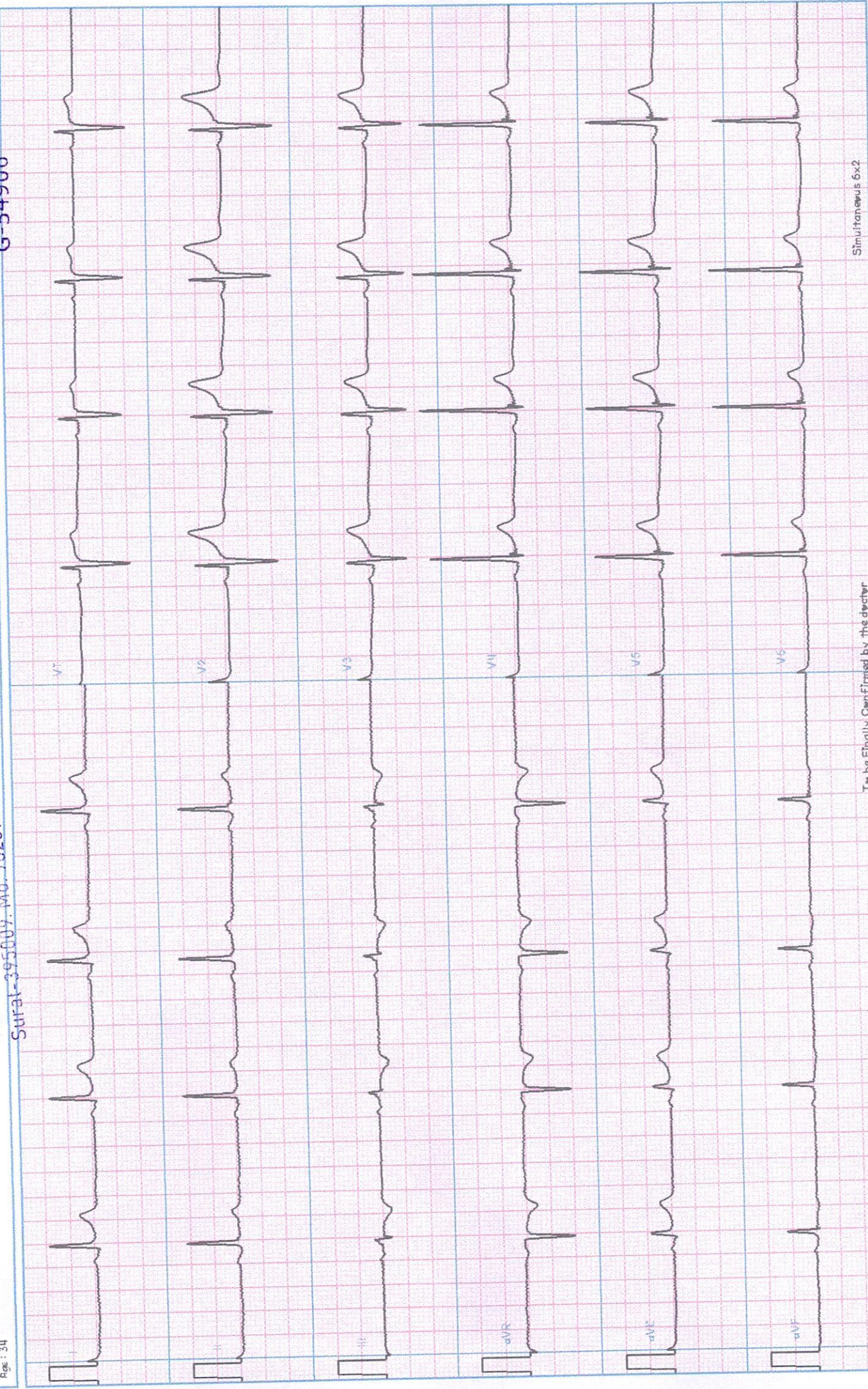
Laboratory Test Result are Subject to technical limitation and should be clinically correlate for final diagnosis

Revival Diagnostics
401-Aqua Corridor,
Beside Star Bazar, Adajan,
Surat-395009. Mo. 9825947712

DR. ADITYA S. BORA
M.D., D.I.C.C., D.N.B., PGDCC
PHYSICIAN & CLINICAL CARDIOLOGIST
G-54906

ur. uaritya swra | Revival Diagnostics | adajan
Patient Info
Gender: Male
Name: Kaushik Patel
Age: 34

HR: 50/min
R(I): 1.1mV
RR: 1193ms
PR: 140ms
QRS: 94ms
QT: 380ms
QTc: 342ms
QT/QTc: 1.11



To be Finally Confirmed by the doctor

X = 25mm/s, Y = 10mm/mV
0 to 40 Hz Filter

Simultaneous 6x2

REVIVAL

DIAGNOSTICS




Name	PATEL KAUSHIKKUMAR SATISHBHAI	Age/Gender	34Yrs/Male
Reg No.	7947/23	Receipt No	4624
Referred By	Bank of Baroda (BOB) - MEDI WHEEL(PKG10000240)	Mode of Payment	CREDIT
Collection Type	CENTER	Collection DateTime	29-Jul-2023 08:40 AM

Ecg

1. Sinus bradycardia .
2. Heart rate is 50 beats per minute.
3. Normal P,QRS,T wave axis.
4. Normal PR,QRS,Q.T. Duration.
5. No pathological q wave or ST-T changes seen.
6. No evidence of chamber hypertrophy or enlargement seen.

IMPRESSION : ECG WITHIN NORMAL LIMITS

Revival Diagnostics
401-Aqua Corridor,
Beside Star Bazar, Adajan,
Surat-395009. Mo. 9825947712


Signature
DR. ADITYA S. BORA
MBBS, DNB, PGDCC
PHYSICIAN & CLINICAL CARDIOLOGIST
G-54906

Laboratory Test Result are Subject to technical limitation and should be clinically correlate for final diagnosis

📍 4th Floor, Aqua Corridor, Hazira Road, Adajan Pal, Surat-395009.
☎ 0261 2747788, 9825947712 ✉ revivaldiagnostics.surat@gmail.com 🌐 www.revivaldiagnostics.com

This medical report is not intended for medico-legal purposes.

REVIVAL DIAGNOSTICS



Name	PATEL KAUSHIKKUMAR SATISHBHAI	Age/Gender	34Yrs/Male
Reg No.	7947/23	Receipt No	4624
Referred By	Bank of Baroda (BOB) - MEDI WHEEL(PKG10000240)	Mode of Payment	CREDIT
Collection Type	CENTER	Collection DateTime	29-Jul-2023 08:40 AM

2D ECHO

2D ECHOCARDIOGRAPHY & COLOR DOPPLER REPORT

INDICATION: Preventive Health check up

- **CARDIAC CHAMBERS :** Left Ventricle : Normal size , Left Atrium: Normal size.
- NO e/o thrombus in LA/LV
- Right Atrium: Normal size. Right Ventricle: Normal Size,
- Normal Right Ventricular function. (TAPSE=20mm)
- Normal Left Ventricular systolic function. LVEF = 60%
- No regional wall abnormality. No thinning / scarring / dyskinesia of LV wall
- No Left Ventricular Hypertrophy. (IVSd= 10 mm),
- LV Compliance:
- NO Left Ventricular Diastolic Dysfunction [LVDD].

VALVES :

- Structurally Normal Mitral valve/ Aortic valve/Tricuspid valve/ Pulmonary valve .
- No significant Valvular Stenosis
- Doppler findings: AV max = 1.23 m/s, PV max = 0.91 m/s.
- Trivial MR, Trivial Tricuspid regurgitation.
- No Pulmonary Arterial Hypertension. PASP by TRjet vel.method = 24 mmHg.
- SEPTAE: IAS / IVS Appear Intact.
- IVC : Normal in dimension and shows good inspiratory 13mm collapse.
- OTHERS: No e/o Pericardial effusion / vegetation.

IMPRESSION:

NORMAL LV SYSTOLIC FUNCTION, LVEF= 60 %, NO RWMA,
NO LVH , NO LVDD , NO PAH.

DR. ADITYA S. BORA
MBBS, DNB, PGDCC
PHYSICIAN & CLINICAL CARDIOLOGIST
G-54906

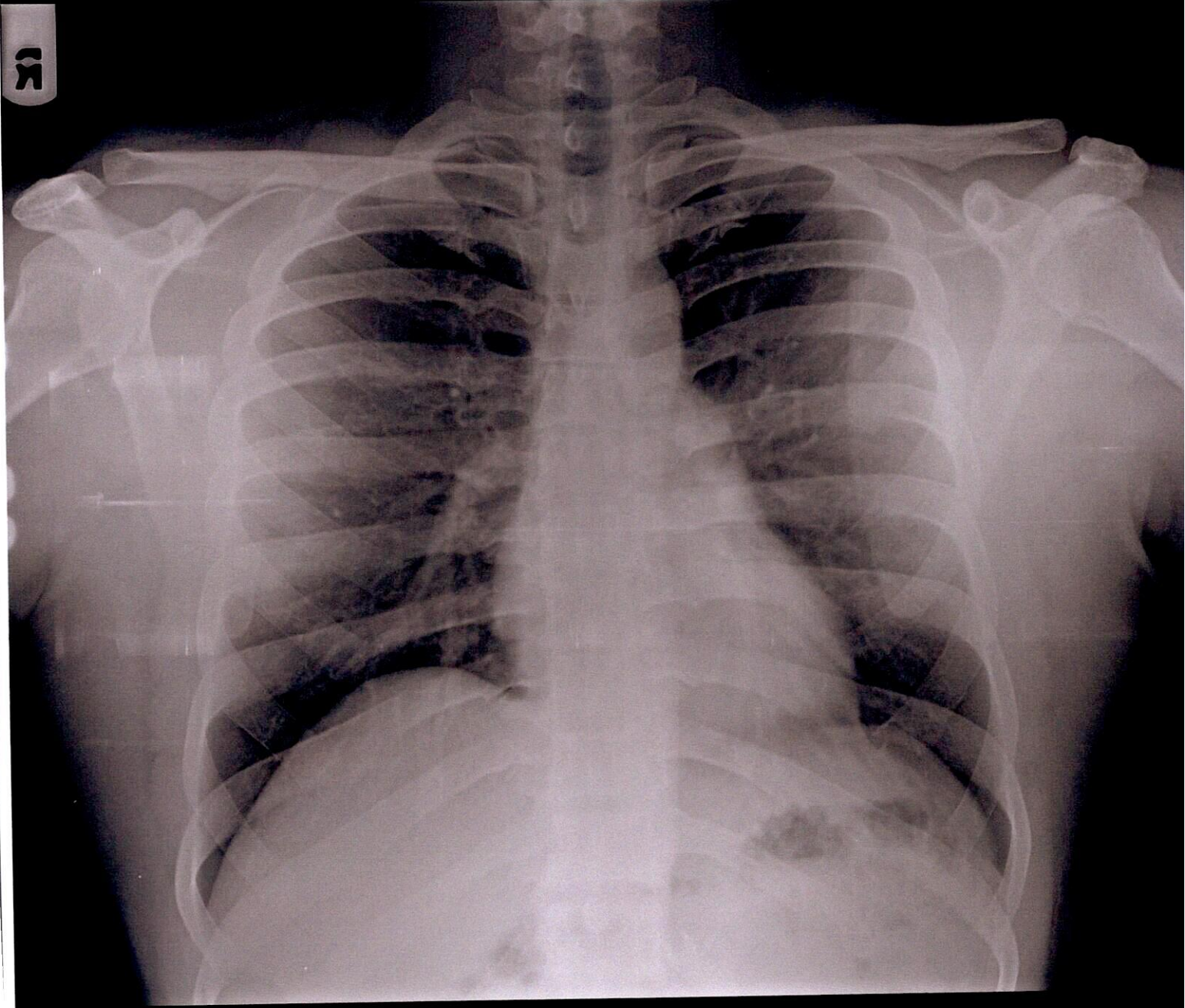
Revival Diagnostics

401-Aqua Corridor,
Beside Star Bazar, Adajan,
Surat-395009. Mo. 9825947712 **Signature**

Laboratory Test Result are Subject to technical limitation and should be clinically correlate for final diagnosis

📍 4th Floor, Aqua Corridor, Hazira Road, Adajan Pal, Surat-395009.
☎ 0261 2747788, 9825947712 ✉ revivaldiagnostics.surat@gmail.com 🌐 www.revivaldiagnostics.com

This medical report is not intended for medico-legal purposes.



PATEL KAUSHIKKUMAR SATISHBHAI 34 YRS 29/07/2023
REVIVAL DIAGNOSTICS-SURAT



REVIVAL

DIAGNOSTICS



Name	PATEL KAUSHIKKUMAR SATISHBHAI	Age/Gender	34Yrs/Male
Reg No.	7947/23	Receipt No	4624
Referred By	Bank of Baroda (BOB) - MEDI WHEEL(PKG10000240)	Mode of Payment	CREDIT
Collection Type	CENTER	Collection DateTime	29-Jul-2023 08:40 AM

CHEST RADIOGRAPH (PA VIEW)

- Hilar shadows are within normal limits.
- Pulmonary vasculature appears normal.
- Cardiac appears normal in size.
- Both domeh of the diaphragm are smooth.
- Both costophrenic recesses are clear.
- Both lung fields appear normal.
- Visualized bones and soft tissue shadows appear normal.

IMPRESSION: NORMAL STUDY.

DR. CHIRAG K PATEL
RADIOLOGIST

REVIVAL
DIAGNOSTICS

Dr. Chirag K. Patel
MBBS-DMPD

Reg. No. G-23509

Revival Diagnostic
4th Floor, Aqua Corridor,
Nr. Star Bazar, Hazira Main Road
Adajan, Surat-395009.
Mo. 97266 726683

Laboratory Test Result are Subject to technical limitation and should be clinically correlate for final diagnosis

📍 4th Floor, Aqua Corridor, Hazira Road, Adajan Pal, Surat-395009.

☎ 0261 2747788, 9825947712 ✉ revivaldiagnostics.surat@gmail.com 🌐 www.revivaldiagnostics.com

This medical report is not intended for medico-legal purposes.

REVIVAL DIAGNOSTICS



Name	PATEL KAUSHIKKUMAR SATISHBHAI	Age/Gender	34Yrs/Male
Reg No.	7947/23	Receipt No	4624
Referred By	Bank of Baroda (BOB) - MEDI WHEEL(PKG10000240)	Mode of Payment	CREDIT
Collection Type	CENTER	Collection DateTime	29-Jul-2023 08:40 AM

USG OF ABDOMEN & PELVIS

LIVER:

Liver is normal in size and echotexture.
No evidence of focal SOL or dilatation of IHBR seen.
Portahepatis appear normal.

GALLBLADDER:

Gallbladder appeared normal. No calculus or mass lesion seen.

PANCREAS:

Pancreas appears normal in size and echotexture.
No focal lesion, mass or pancreatitis.

SPLEEN:

Spleen appears normal in size and echotexture.

PARAAORTIC REGION:

Aorta grossly appears normal.
No paraaortic lymphnodes seen.

KIDNEYS:

Both kidneys appear normal in size, shape and in position.
Cortex and collecting system of both kidneys appears normal.
No evidence of calculus or obstructive uropathy on either side.

URINARY BLADDER:

Bladder appears normal. No calculus or mass lesion is seen.

PROSTATE:

Prostate appears normal in size and echotexture.
No evidence of free fluid in pelvis.

COMMENTS: Normal USG Abdoman and pelvis

Dr. Chirag K. Patel

MBBS-DMPD

Reg. No. G-23509 Patel

Revival Diagnostic Radiologist

4th Floor, Aqua Corridor,
Nr. Star Bazar, Hazira Main Road,
Adajan, Surat-395009.
Mo. 97266 726683

Laboratory Test Result are Subject to technical limitation and should be clinically correlate for final diagnosis

📍 4th Floor, Aqua Corridor, Hazira Road, Adajan Pal, Surat-395009.

☎ 0261 2747788, 9825947712 ✉ revivaldiagnostics.surat@gmail.com 🌐 www.revivaldiagnostics.com

This medical report is not intended for medico-legal purposes.