

**24 X 7 { Helpline - 7835999444,7835999555 }**

**DECLARATION OF MEDICAL FITNESS**

I have examined Mr. Manoj K. Singh today and hereby certify that he is medically fit. He does not suffer from any serious illness or ailment and does not carry any communicable and contagious disease.

Signed

(Name of the Certifying Doctor)

Date :

  
29/03/22

Dr. Shukla

Declaration of medical fitness

**• 24X7 Emergency • Ambulance • Pharmacy • Lab • Blood Bank**

*This is not for Medico Legal purpose*

भारत सरकार  
Government of India

मनोज कुमार सिंह  
Manoj Kumar Singh  
जन्म तिथि / DOB: 14/04/1981

पुरुष / MALE

6651 6508 0903

मेरा आधार, मेरी पहचान





www.uidai.gov.in

help@uidai.gov.in

1047

WWW

6651 6508 0903

पता: 43B डी-4, एनएच कॉलोनी, उदयगढ़ विहार, बिहार-82, गीरवा, उत्तर प्रदेश - 201304

Address: 43B D-4, LIG Colony, UDYOG VIHAR, Sector-82, Noida, Uttar Pradesh - 201304

भारत सरकार  
Unique Identification Authority of India



# 24 X 7 { Helpline - 7835999444,7835999555 }

**Patient Name :** Mr. MANOJ KUMAR SINGH [UHIDNO:FHP21263028032022]   
**Age / Gender :** 40 Yr / Male UHIDNO:FHP212630280320  
**Address :** 43B,D4, LIG COLONY,UDYOG VIHAR,SEC-82, Gautam Buddha Nagar, UTTAR PRADESH  
**Requesting Doctor:** Dr. NUPUR JAIN **Reg. ID :**OPD.21-22-149896

## CLINICAL PATHOLOGY

**Request Date :** 28-03-2022 09:40 AM **Reporting Date :** 28-03-2022 05:38 PM  
**Collection Date :** 28-03-2022 01:02 PM[CLP12889] **Reporting Status :** Finalized  
**Acceptance Date :** 28-03-2022 01:02 PM | **TAT:** 04:36 [HH:MM]

Investigations	Method	Result	Biological Reference
<b>STOOL ROUTINE *[ stool ]</b>	MICROSCOPY		
COLOR		BROWNISH	
CONSISTENCY		SOLID	
CHEMICAL EXAMINATION (pH)		ACIDIC	
BLOOD		ABSENT	ABSENT
MUCUS		ABSENT	ABSENT
MICROSCOPIC EXAMINATION:			
PUS CELLS		3-4	NIL / HPF
RED BLOOD CELLS		NIL	NIL / HPF
EPITHELIAL CELLS		0-1	NIL / HPF
PARASITE		NIL	NIL
CYST		NIL	NIL
OVA		NIL	NIL
OTHER		NIL	NIL


END OF REPORT.



Prepared By  
PRANJALI RAI

Dr. KRITIKA JAIN  
MBBS MD (PATHOLOGY)

## 24 X 7 { Helpline - 7835999444,7835999555 }

**Patient Name :** Mr. MANOJ KUMAR SINGH [UHIDNO:FHP21263028032022]   
**Age / Gender :** 40 Yr / Male UHIDNO:FHP212630280320  
**Address :** 43B,D4, LIG COLONY,UDYOG VIHAR,SEC-82, Gautam Buddha Nagar, UTTAR PRADESH  
**Requesting Doctor:** Dr. NUPUR JAIN **Reg. ID :**OPD.21-22-149896

### CLINICAL PATHOLOGY

**Request Date :** 28-03-2022 09:40 AM **Reporting Date :** 28-03-2022 05:21 PM  
**Collection Date :** 28-03-2022 09:56 AM[CLP12872] **Reporting Status :** Finalized  
**Acceptance Date :** 28-03-2022 09:58 AM | **TAT:** 07:23 [HH:MM]

Investigations	Method	Result	Biological Reference
<b>URINE ROUTINE AUTOMATED *[Random Urine ]</b>			
VOLUME		30 ML	>10
COLOUR		PALE YELLOW	PALE YELLOW
APPEARANCE		CLEAR	CLEAR
SPECIFIC GRAVITY (pKA CHANGE)		1.030	1.005 - 1.030
pH (DOUBLE INDICATOR)		6.0	5.00 - 8.50
URINE PROTEIN (PROTEIN ERROR/ 3% SULPHOSALICYLIC ACID)		NIL	NIL
GLUCOSE (GOD-POD/ BENEDICTS)		NIL	NIL
<b>MICROSCOPIC EXAMINATION</b>			
PUS CELLS		2-3 /HPF	0.0-3.0
RBC		NIL /HPF	NIL
CASTS		ABSENT	ABSENT
CRYSTALS		ABSENT	ABSENT
EPITHELIAL CELLS		1-2 /HPF	M 0.00 - 3.00 /HPF
BACTERIA		ABSENT	ABSENT
OTHER		ABSENT	

*Please correlate clinically*


END OF REPORT.



Prepared By  
PRANJALI RAI

Dr. KRITIKA JAIN  
MBBS MD (PATHOLOGY)

## 24 X 7 { Helpline - 7835999444,7835999555 }

**Patient Name :** Mr. MANOJ KUMAR SINGH [UHIDNO:FHP21263028032022]   
**Age / Gender :** 40 Yr / Male UHIDNO:FHP212630280320  
**Address :** 43B,D4, LIG COLONY,UDYOG VIHAR,SEC-82, Gautam Buddha Nagar, UTTAR PRADESH  
**Requesting Doctor:** Dr. NUPUR JAIN **Reg. ID :**OPD.21-22-149896

### BIOCHEMISTRY


**Request Date :** 28-03-2022 09:40 AM **Reporting Date :** 28-03-2022 02:30 PM  
**Collection Date :** 28-03-2022 01:02 PM[BI9996] **Reporting Status :** Finalized  
**Acceptance Date :** 28-03-2022 01:02 PM | **TAT:** 01:28 [HH:MM]

Investigations	Method	Result	Biological Reference
<b>BLOOD SUGAR POST PRONDIAL (BSPP) *[ Sodium fluoride(grey top) ]</b> <i>Performed On: VITROS 250</i>		122.00 mg/dL	80.00 - 140.00 (Age <= 100 )

*Please correlate clinically*

END OF REPORT.

Prepared By  
AMIR KHAN

  
Dr. KRITIKA JAIN  
MBBS MD (PATHOLOGY)

# 24 X 7 { Helpline - 7835999444,7835999555 }

**Patient Name :** Mr. MANOJ KUMAR SINGH [UHIDNO:FHP21263028032022]  
**Age / Gender :** 40 Yr / Male  
**Address :** 43B,D4, LIG COLONY,UDYOG VIHAR,SEC-82, Gautam Buddha Nagar, UTTAR PRADESH  
**Requesting Doctor:** Dr. NUPUR JAIN

  
UHIDNO:FHP212630280320

**Reg. ID :**OPD.21-22-149896

## HAEMATOLOGY


**Request Date :** 28-03-2022 09:40 AM  
**Collection Date :** 28-03-2022 09:56 AM[HA7349]  
**Acceptance Date :** 28-03-2022 09:58 AM | **TAT:** 04:01 [HH:MM]

**Reporting Date :** 28-03-2022 01:59 PM  
**Reporting Status :** Finalized

Investigations	Method	Result	Biological Reference
<b>Blood Group (RH Type) *[ EDTA tube(purple top) ]</b>			
Blood Group	Forward Grouping Method	A	
Rh Type	Forward Grouping Method	POSITIVE	


END OF REPORT.

Prepared By  
ARVIND KUMAR

  
Dr. KRITIKA JAIN  
MBBS MD (PATHOLOGY)



**24 X 7 { Helpline - 7835999444,7835999555 }**

**Patient Name :** Mr. MANOJ KUMAR SINGH [UHIDNO:FHP21263028032022]   
**Age / Gender :** 40 Yr / Male UHIDNO:FHP212630280320  
**Address :** 43B,D4, LIG COLONY,UDYOG VIHAR,SEC-82, Gautam Buddha Nagar, UTTAR PRADESH  
**Requesting Doctor:** Dr. NUPUR JAIN **Reg. ID :** OPD.21-22-149896

**BIOCHEMISTRY**

**Request Date :** 28-03-2022 09:40 AM **Reporting Date :** 28-03-2022 01:02 PM  
**Collection Date :** 28-03-2022 09:56 AM[B19952] **Reporting Status :** Finalized  
**Acceptance Date :** 28-03-2022 09:58 AM | **TAT:** 03:04 [HH:MM]

Investigations	Method	Result	Biological Reference
<b>LIPID PROFILE *[ Plain tube (red top) ]</b>			
TOTAL CHOLESTEROL Enzymatic (CHE/CHO/POD)*		168.00 mg/dL	Normal <200, Borderline High 200 - 239, High > 240
TRIGLYCERIDES Enzymatic (Lipase/GK/GPO/POD)*		138.00 mg/dL	Normal : < 150 Borderline High: 150 - 199 High: 200 - 499 Very High :> 500
HDL -CHOLESTEROL PTA/ MgCl2-enzymatic*		<b>33.0 mg/dL *</b>	40.00 - 60.00 mg/dL
LDL(Low density lipid) Calculated		107.40 mg/dL	100.00 - 160.00 mg/dL
VLDL(Very low density lipid) Calculated		27.60 mg/dL	15.00 - 40.00
CHOL/HDL Ratio Calculated		5.09	3.00 - 5.00
<i>Performed On: VITROS 250</i>			
<i>Please correlate clinically</i>			

END OF REPORT.



Prepared By  
AMIR KHAN

Dr. KRITIKA JAIN  
MBBS MD (PATHOLOGY)

**24 X 7 { Helpline - 7835999444, 7835999555 }**

**Patient Name :** Mr. MANOJ KUMAR SINGH [UHIDNO:FHP21263028032022]  
**Age / Gender :** 40 Yr / Male  
**Address :** 43B,D4, LIG COLONY,UDYOG VIHAR,SEC-82, Gautam Buddha Nagar, UTTAR PRADESH  
**Requesting Doctor:** Dr. NUPUR JAIN

  
UHIDNO:FHP212630280320

**Reg. ID :** OPD.21-22-149896

**BIOCHEMISTRY**

**Request Date :** 28-03-2022 09:40 AM **Reporting Date :** 28-03-2022 01:00 PM  
**Collection Date :** 28-03-2022 09:56 AM[Bi9952] **Reporting Status :** Finalized  
**Acceptance Date :** 28-03-2022 09:58 AM | **TAT:** 03:02 [HH:MM]

Investigations	Method	Result	Biological Reference
<b>KIDNEY FUNCTION TEST(KFT) *[ Plain tube (red top) ]</b>			
UREA (UREASE METHOD)*		16.50 mg/dL	M 13.00 - 43.00
S.CREATININE (ENZYMATIC)*		0.80 mg/dL	M 0.66 - 1.25
S.URIC ACID (URICASE, COLORIMETRY)*		5.20 mg/dL	M 3.50 - 8.50
S.CALCIUM (ARSENAZO DYE)*		9.10 mg/dL	8.40 - 10.20
S. SODIUM (DIRECT I.S.E.)*		145.00 mmol/L	137.00 - 145.00
S. POTASSIUM (DIRECT I.S.E.)*		4.50 mmol/L	3.50 - 5.10
S. PHOSPHORUS (PMA PHENOL)*		3.60 mg/dL	2.50 - 4.50
<i>Performed On: VITROS 250</i>			
<b>LIVER FUNCTION TEST *[ Plain tube (red top) ]</b>			
TOTAL BILIRUBIN (AZOBILIRUBIN/DIPHYLLINE)*		1.2 mg/dL	Adult 0.20 - 1.30
CONJUGATED(D.Bilirubin) (CALCULATED)		0.3 mg/dL	Adult 0.00 - 0.30
UNCONJUGATED(I.D.Bilirubin) (SPECTROPHOTOMETRY)		0.90 mg/dL	Adult 0.00 - 1.10
S.G.O.T (AST) (KINETIC LEUCO DYE)*		32.0 IU/L	M 17.00 - 59.00
S.G.P.T (ALT) (KINETIC LDH/NADH)*		50.0 IU/L	M 0.00 - 52.00
ALKALINE PHOSPHATASE (pNPP/AMP)*		80.0 IU/L	M 38.00 - 126.00 (Age 18 Y - 100 Y)
TOTAL PROTEIN (BIURET)*		7.00 gm/dL	6.30 - 8.20
ALBUMIN (BROMOCRESOL GREEN)*		4.00 gm/dL	3.50 - 5.00
GLOBULIN (CALCULATED)*		3.0 gm/dL	2.00 - 3.50
A/G RATIO (CALCULATED)		1.33	1.00 - 2.10
<i>Performed On: VITROS 250</i>			
<i>Please correlate clinically</i>			

END OF REPORT.



Prepared By  
ARVIND KIIMAR


Dr. KRITIKA JAIN  
MBBS MD (PATHOLOGY)

**24X7 Emergency • Ambulance • Pharmacy • Lab • Blood Bank**

*This is not for Medico Legal purpose*



## 24 X 7 { Helpline - 7835999444,7835999555 }

**Patient Name :** Mr. MANOJ KUMAR SINGH [UHIDNO:FHP21263028032022]   
**Age / Gender :** 40 Yr / Male UHIDNO:FHP212630280320  
**Address :** 43B,D4, LIG COLONY,UDYOG VIHAR,SEC-82, Gautam Buddha Nagar, UTTAR PRADESH  
**Requesting Doctor:** Dr. NUPUR JAIN **Reg. ID :** OPD.21-22-149896

### BIOCHEMISTRY


**Request Date :** 28-03-2022 09:40 AM **Reporting Date :** 28-03-2022 12:51 PM  
**Collection Date :** 28-03-2022 09:58 AM[B19953] **Reporting Status :** Finalized  
**Acceptance Date :** 28-03-2022 09:58 AM | TAT: 02:53 [HH:MM]

Investigations	Method	Result	Biological Reference
<b>BLOOD SUGAR FASTING (BSF) * Sodium fluoride(grey top) ]</b> <i>Performed On: VITROS 250</i>		87.00 mg/dL	74.00 - 110.00 (Age <= 100 )

*Please correlate clinically*

END OF REPORT.

Prepared By  
ARVIND KUMAR

  
Dr. KRITIKA JAIN  
MBBS MD (PATHOLOGY)

## 24 X 7 { Helpline - 7835999444,7835999555 }

**Patient Name :** Mr. MANOJ KUMAR SINGH [UHIDNO:FHP21263028032022]   
**Age / Gender :** 40 Yr / Male UHIDNO:FHP212630280320  
**Address :** 43B,D4, LIG COLONY,UDYOG VIHAR,SEC-82, Gautam Buddha Nagar, UTTAR PRADESH  
**Requesting Doctor:** Dr. NUPUR JAIN **Reg. ID :**OPD.21-22-149896

### HAEMATOLOGY

**Request Date :** 28-03-2022 09:40 AM **Reporting Date :** 28-03-2022 12:08 PM  
**Collection Date :** 28-03-2022 09:56 AM[HA7349] **Reporting Status :** Finalized  
**Acceptance Date :** 28-03-2022 09:58 AM | TAT: 02:10 [HH:MM]

Investigations	Method	Result	Biological Reference
<b>HAEMOGRAM (CBC &amp; ESR)</b>			
HEMOGLOBIN(NON CYNAMETH/PHOTOMETRY)*		13.10 gm/dL	M 13.00 - 17.00 (Age 13 Y - 100 Y)
TOTAL LEUCOCYTE COUNT (TLC) (FLOWCYTOMETRY)*		8300 /cumm	M 4000.00 - 10000.00 (Age 13 Y - 100 Y)
DLC (FLOWCELL & CYTOCHEMISTRY/MANUAL)*			
NEUTROPHIL		62.60 %	40.00 - 80.00 (Age 13 Y - 100 Y)
LYMPHOCYTE		27.70 %	20.00 - 40.00 (Age 13 Y - 100 Y)
MONOCYTE		4.70 %	2.00 - 10.00 (Age 13 Y - 100 Y)
EOSINOPHIL		4.60 %	1.00 - 6.00 (Age 13 Y - 100 Y)
BASOPHIL		0.40 %	0.00 - 1.00 (Age 13 Y - 100 Y)
RBC (IMPEDENCE)*		4.89 millions/cumm	M 4.50 - 6.50 (Age 13 Y - 100 Y)
HEMATOCRIT/P.C.V (RBC PULSE HEIGHT)*		40.70 %	M 40.00 - 54.00 (Age 13 Y - 100 Y)
MCV(Calculated)*		83.00 fL	80.00 - 100.00 (Age 13 Y - 100 Y)
MCH(Calculated)*		<b>26.90 Picogram *</b>	27.00 - 32.00 (Age 13 Y - 100 Y)
MCHC(Calculated)*		32.30 %	31.50 - 34.50 (Age 13 Y - 100 Y)
PLATELET COUNT (IMPEDANCE)*		2.39 Lakh/cumm	1.50 - 4.00 (Age 13 Y - 100 Y)
ESR(Westergren's Method)*		55.0 mm/hr	M 0 - 10 F 5 - 20

Performed On: PENTRA ES60 (Horiba),5-Part differential cell counter

END OF REPORT.



Prepared By  
ARVIND KUMAR

Dr. KRITIKA JAIN  
MBBS MD (PATHOLOGY)

24 X 7 { Helpline - 7835999444, 7835999555 }

Patient Name: Mr. MANOJ KUMAR SINGH /  
Age / Gender: UHIDNO:FHP21263028032022  
40 Yr /Male  
Address: 43B,D4, LIG COLONY,UDYOG VIHAR,SEC-82, Gautam  
Buddha Nagar, UTTAR PRADESH  
Requesting Doctor: Dr. NUPUR JAIN



Reg. No.: OPD.21-22-149896

Request Date : 28-03-2022 09:40 AM

Reporting Date : 28-03-2022 12:49 PM  
Report Status : Finalized

**ULTRASOUND WHOLE ABDOMEN MALE**

Liver is normal in size (~13.6 cm), shape and shows homogenous echopattern. No focal lesion is seen. Intrahepatic biliary radicles and venous channels appear normal.

**Gall bladder is not visualized consistent with post cholecystectomy status.** CBD is not dilated.

Pancreas is normal in size, shape and echotexture.

Spleen is normal in size (~9.6 cm) and echotexture.

Both kidneys are normal in size, shape and echopattern. Cortico-medullary differentiation and parenchymal thickness is well maintained. No evidence of any pelvicalyceal separation is seen.

Right kidney measures ~99 x 50 mm.

Left kidney measures ~94 x 53 mm.

No evidence of any significant retroperitoneal lymphadenopathy is seen.

No evidence of fluid in peritoneal cavity.

Urinary bladder is normal in distensibility and wall thickness. The lumen is echofree.

Prostate is normal in size (~17.4 cc), shape and echotexture.

**IMPRESSION : No significant abnormality detected.**

**Advice: Clinical Correlation.**

END OF REPORT

  
DR. RAJEEV RANJAN  
(CONSULTANT RADIOLOGIST)

## 24 X 7 { Helpline - 7835999444,7835999555 }

**Patient Name:** Mr. MANOJ KUMAR SINGH /  
**Age / Gender:** UHIDNO:FHP21263028032022  
40 Yr /Male  
**Address:** 43B,D4, LIG COLONY,UDYOG VIHAR,SEC-82, Gautam  
Buddha Nagar, UTTAR PRADESH  
**Requesting Doctor:** Dr. NUPUR JAIN



**Reg. No. : OPD.21-22-149896**

Request Date : 28-03-2022 09:40 AM

Reporting Date : 28-03-2022 05:38 PM  
Report Status : Finalized

### X-RAY CHEST PA VIEW WITH COMPUTED RADIOGRAPHY

XRAY Radiograph Chest

**View**

PA VIEW

Observations

X-RAY CHEST

OBSERVATION:

The lung fields are clear.

Both hila are normal.

Cardiophrenic and costophrenic angles are normal.

The trachea is central.

The mediastinal and cardiac silhouette are normal.

Cardiothoracic ratio is normal.

Bones of the thoracic cage are normal.

Soft tissues of the chest wall are normal.

Impression

- elevated rt hemidiaphragm ? cause

Advice

PLEASE CORRELATE CLINICALLY

Dr. Sushant Mittal

MBBS, MD

Consultant Radiologist


RMC - 19070



END OF REPORT

**24 X 7 { Helpline - 7835999444,7835999555 }**

PATIENT NAME : MR. MANOJ KUMAR SINGH	AGE / SEX : 40 Years / M
REG No : 1374	REG.DATE/TIME : 28/03/2022
UID No : 4922243	PRINT DATE : 30/03/2022
REF. BY Dr. : FELIX HOSPITAL	AREA : NOIDA ( U.P )



**HORMONE**

<u>Investigation</u>	<u>Result</u>	<u>Unit</u>	<u>Biological Reference Interval</u>
<b>THYROID PROFILE(T3,T4&amp;TSH)</b>			
T3 (CLIA)	1.94	nmol/L	0.92 - 2.79
T4 (CLIA)	80.08	nmol/L	59.0 - 135.0
TSH (CLIA)	3.95	uIU/ml	0.35 - 5.5

*REFERANCE RANGE FOR Children*

1-4 days : 1.00-39.00  
5 days-5 months : 1.7 - 9.1  
5 months - 20 years : 0.70 - 6.40

(1) 4.2 to 15  $\mu$ IU/mL - Correlate clinically as physiological and other factors may falsely elevate TSH level. (2) TSH Values may be transiently altered because of non thyroidal illness. (3) Some drugs may decrease TSH values, e.g., L-dopa, Glucocorticoids. (4) Some drugs may increase TSH values, e.g., Iodine, Lithium, Amiodarone. Abbreviations.

.....END OF REPORT.....



*Sherry Khanna*

Dr. Sherry Khanna  
DNB(Pathology)  
Head-Lab



**24 X 7 { Helpline - 7835999444,7835999555 }**

Dr. RAJEEV RANJAN  
(CONSULTANT RADIOLOGIST)

PATIENT NAME	: MR. MANOJ KUMAR SINGH	AGE / SEX	: 40 Years / M
REG No	: 1374	REG.DATE/TIME	: 28/03/2022
UID No	: 4922243	PRINT DATE	: 30/03/2022
REF. BY Dr.	: FELIX HOSPITAL	AREA	: NOIDA ( U.P )



**HORMONE**

<u>Investigation</u>	<u>Result</u>	<u>Unit</u>	<u>Biological Reference Interval</u>
----------------------	---------------	-------------	--------------------------------------

PROSTATIC SPECIFIC ANTIGEN CLIA (TOTAL) , SERUM	0.62	ng/ml	0 - 4
---	------	-------	-------

*NOTE: The prostate-specific antigen (PSA) values should be interpreted in accordance with current clinical guidelines for defining biochemical recurrence following radical prostatectomy (e.g., The 2013 American Urological Association (AUA) Guidelines or the 2015 European Association of Urology (EAU)). These guidelines define biochemical recurrence of prostate cancer as a detectable or rising PSA value post-radical prostatectomy that is  $\geq 0.2$  ng/mL (ug/L) with a second confirmatory level of  $\geq 0.2$  ng/mL (ug/L).*

.....END OF REPORT.....



*Sherry Khanna*

Dr. Sherry Khanna  
DNB(Pathology)  
Head-Lab