

Patient Name : Mrs.C V HARITHA VARMA	Collected : 26/Oct/2024 09:19AM
Age/Gender : 35 Y 8 M 1 D/F	Received : 26/Oct/2024 10:41AM
UHID/MR No : CMYS.0000057756	Reported : 26/Oct/2024 11:25AM
Visit ID : CMYSOPV130891	Status : Final Report
Ref Doctor : Self	Sponsor Name : ARCOFEMI HEALTHCARE LIMITED
Emp/Auth/TPA ID : 22S36309	

**DEPARTMENT OF HAEMATOLOGY**

**PERIPHERAL SMEAR , WHOLE BLOOD EDTA**

----



**Dr. PAVAN KUMAR M**  
M.B.B.S,M.D(Pathology)  
Consultant Pathologist

SIN No:MYS241001452



Patient Name : Mrs.C V HARITHA VARMA	Collected : 26/Oct/2024 09:19AM
Age/Gender : 35 Y 8 M 1 D/F	Received : 26/Oct/2024 10:41AM
UHID/MR No : CMYS.0000057756	Reported : 26/Oct/2024 02:02PM
Visit ID : CMYSOPV130891	Status : Final Report
Ref Doctor : Self	Sponsor Name : ARCOFEMI HEALTHCARE LIMITED
Emp/Auth/TPA ID : 22S36309	

**DEPARTMENT OF HAEMATOLOGY**

**ARCOFEMI - MEDIWHEEL - FULL BODY HEALTH ANNUAL PLUS CHECK - FEMALE - 2D ECHO - PAN INDIA - FY2324**

Test Name	Result	Unit	Bio. Ref. Interval	Method
<b>HEMOGRAM , WHOLE BLOOD EDTA</b>				
<b>HAEMOGLOBIN</b>	12.8	g/dL	12.5-15	Spectrophotometer
PCV	38.00	%	36-46	Electronic pulse & Calculation
RBC COUNT	4.65	Million/cu.mm	3.8-4.8	Electrical Impedence
MCV	<b>81.7</b>	fL	83-101	Calculated
MCH	27.5	pg	27-32	Calculated
MCHC	33.7	g/dL	31.5-34.5	Calculated
R.D.W	<b>11.4</b>	%	11.6-14	Calculated
TOTAL LEUCOCYTE COUNT (TLC)	8,130	cells/cu.mm	4000-10000	Electrical Impedence
<b>DIFFERENTIAL LEUCOCYTIC COUNT (DLC)</b>				
NEUTROPHILS	60	%	40-80	Electrical Impedence
LYMPHOCYTES	31	%	20-40	Electrical Impedence
EOSINOPHILS	3	%	1-6	Electrical Impedence
MONOCYTES	5	%	2-10	Electrical Impedence
BASOPHILS	1	%	0-2	Electrical Impedence
<b>ABSOLUTE LEUCOCYTE COUNT</b>				
NEUTROPHILS	4878	Cells/cu.mm	2000-7000	Calculated
LYMPHOCYTES	2520.3	Cells/cu.mm	1000-3000	Calculated
EOSINOPHILS	243.9	Cells/cu.mm	20-500	Calculated
MONOCYTES	406.5	Cells/cu.mm	200-1000	Calculated
BASOPHILS	81.3	Cells/cu.mm	0-100	Calculated
Neutrophil lymphocyte ratio (NLR)	1.94		0.78- 3.53	Calculated
<b>PLATELET COUNT</b>	309000	cells/cu.mm	150000-410000	Electrical impedence
<b>ERYTHROCYTE SEDIMENTATION RATE (ESR)</b>	<b>30</b>	mm at the end of 1 hour	0-20	Modified Westergren
<b>PERIPHERAL SMEAR</b>				

**R.B.C:** Majority are normocytic normochromic.  
**W.B.C:** Are normal in number,morphology and distribution.  
**Platelets:** Adequate and are seen in singles and clumps.  
**Hemoparasites:** Not seen.

**Dr. PAVAN KUMAR M**  
M.B.B.S,M.D(Pathology)  
Consultant Pathologist



SIN No: MYS241001452




Patient Name : Mrs.C V HARITHA VARMA	Collected : 26/Oct/2024 09:19AM
Age/Gender : 35 Y 8 M 1 D/F	Received : 26/Oct/2024 10:41AM
UHID/MR No : CMYS.0000057756	Reported : 26/Oct/2024 12:55PM
Visit ID : CMYSOPV130891	Status : Final Report
Ref Doctor : Self	Sponsor Name : ARCOFEMI HEALTHCARE LIMITED
Emp/Auth/TPA ID : 22S36309	

**DEPARTMENT OF HAEMATOLOGY**

**ARCOFEMI - MEDIWHEEL - FULL BODY HEALTH ANNUAL PLUS CHECK - FEMALE - 2D ECHO - PAN INDIA - FY2324**

Test Name	Result	Unit	Bio. Ref. Interval	Method
<b>BLOOD GROUP ABO AND RH FACTOR , WHOLE BLOOD EDTA</b>				
BLOOD GROUP TYPE	A			Forward & Reverse Grouping with Slide/Tube Aggluti
Rh TYPE	POSITIVE			Forward & Reverse Grouping with Slide/Tube Agglutination



**Dr. PAVAN KUMAR M**  
M.B.B.S,M.D(Pathology)  
Consultant Pathologist

SIN No:MYS241001452



Patient Name	: Mrs.C V HARITHA VARMA	Collected	: 26/Oct/2024 09:19AM
Age/Gender	: 35 Y 8 M 1 D/F	Received	: 26/Oct/2024 10:41AM
UHID/MR No	: CMYS.0000057756	Reported	: 26/Oct/2024 12:51PM
Visit ID	: CMYSOPV130891	Status	: Final Report
Ref Doctor	: Self	Sponsor Name	: ARCOFEMI HEALTHCARE LIMITED
Emp/Auth/TPA ID	: 22S36309		

**DEPARTMENT OF BIOCHEMISTRY**

**ARCOFEMI - MEDIWHEEL - FULL BODY HEALTH ANNUAL PLUS CHECK - FEMALE - 2D ECHO - PAN INDIA - FY2324**

Test Name	Result	Unit	Bio. Ref. Interval	Method
GLUCOSE, FASTING , NAF PLASMA	86	mg/dl	74-106	GOD, POD

**Comment:**  
As per American Diabetes Guidelines, 2023

Fasting Glucose Values in mg/dL	Interpretation
70-100 mg/dL	Normal
100-125 mg/dL	Prediabetes
≥126 mg/dL	Diabetes
<70 mg/dL	Hypoglycemia

**Note:**

- The diagnosis of Diabetes requires a fasting plasma glucose of > or = 126 mg/dL and/or a random / 2 hr post glucose value of > or = 200 mg/dL on at least 2 occasions.
- Very high glucose levels (>450 mg/dL in adults) may result in Diabetic Ketoacidosis & is considered critical.

 **Dr. PAVAN KUMAR M**  
M.B.B.S,M.D(Pathology)  
Consultant Pathologist

SIN No:MYS241001449



Patient Name : Mrs.C V HARITHA VARMA	Collected : 26/Oct/2024 11:49AM
Age/Gender : 35 Y 8 M 1 D/F	Received : 26/Oct/2024 01:15PM
UHID/MR No : CMYS.0000057756	Reported : 26/Oct/2024 04:10PM
Visit ID : CMYSOPV130891	Status : Final Report
Ref Doctor : Self	Sponsor Name : ARCOFEMI HEALTHCARE LIMITED
Emp/Auth/TPA ID : 22S36309	


**DEPARTMENT OF BIOCHEMISTRY**

**ARCOFEMI - MEDIWHEEL - FULL BODY HEALTH ANNUAL PLUS CHECK - FEMALE - 2D ECHO - PAN INDIA - FY2324**

Test Name	Result	Unit	Bio. Ref. Interval	Method
<b>GLUCOSE, POST PRANDIAL (PP), 2 HOURS , SODIUM FLUORIDE PLASMA (2 HR)</b>	109	mg/dL	70-140	GOD - POD

**Comment:**

It is recommended that FBS and PPBS should be interpreted with respect to their Biological reference ranges and not with each other.  
Conditions which may lead to lower postprandial glucose levels as compared to fasting glucose levels may be due to reactive hypoglycemia, dietary meal content, duration or timing of sampling after food digestion and absorption, medications such as insulin preparations, sulfonylureas, amylin analogues, or conditions such as overproduction of insulin.



**Dr. PAVAN KUMAR M**  
M.B.B.S,M.D(Pathology)  
Consultant Pathologist

SIN No:MYS241001528





Patient Name : Mrs.C V HARITHA VARMA	Collected : 26/Oct/2024 09:19AM
Age/Gender : 35 Y 8 M 1 D/F	Received : 26/Oct/2024 10:41AM
UHID/MR No : CMYS.0000057756	Reported : 26/Oct/2024 12:57PM
Visit ID : CMYSOPV130891	Status : Final Report
Ref Doctor : Self	Sponsor Name : ARCOFEMI HEALTHCARE LIMITED
Emp/Auth/TPA ID : 22S36309	

**DEPARTMENT OF BIOCHEMISTRY**

**ARCOFEMI - MEDIWHEEL - FULL BODY HEALTH ANNUAL PLUS CHECK - FEMALE - 2D ECHO - PAN INDIA - FY2324**

Test Name	Result	Unit	Bio. Ref. Interval	Method
<b>LIPID PROFILE , SERUM</b>				
TOTAL CHOLESTEROL	197	mg/dl	0-200	CHOD
TRIGLYCERIDES	62	mg/dl	0-150	GPO, Trinder
HDL CHOLESTEROL	<b>81</b>	mg/dL	40-60	CHOD
NON-HDL CHOLESTEROL	116	mg/dL	<130	Calculated
LDL CHOLESTEROL	<b>103.39</b>	mg/dL	<100	Calculated
VLDL CHOLESTEROL	12.32	mg/dL	<30	Calculated
CHOL / HDL RATIO	2.42		0-4.97	Calculated
ATHEROGENIC INDEX (AIP)	0.10		<0.11	Calculated

**Comment:**

Reference Interval as per National Cholesterol Education Program (NCEP) Adult Treatment Panel III Report.

	Desirable	Borderline High	High	Very High
TOTAL CHOLESTEROL	< 200	200 - 239	≥ 240	
TRIGLYCERIDES	<150	150 - 199	200 - 499	≥ 500
LDL	Optimal < 100 Near Optimal 100-129	130 - 159	160 - 189	≥ 190
HDL	≥ 60			
NON-HDL CHOLESTEROL	Optimal <130; Above Optimal 130-159	160-189	190-219	>220



Dr. PAVAN KUMAR M  
M.B.B.S,M.D(Pathology)  
Consultant Pathologist

SIN No:MYS241001448





Patient Name : Mrs.C V HARITHA VARMA	Collected : 26/Oct/2024 09:19AM
Age/Gender : 35 Y 8 M 1 D/F	Received : 26/Oct/2024 10:41AM
UHID/MR No : CMYS.0000057756	Reported : 26/Oct/2024 12:57PM
Visit ID : CMYSOPV130891	Status : Final Report
Ref Doctor : Self	Sponsor Name : ARCOFEMI HEALTHCARE LIMITED
Emp/Auth/TPA ID : 22S36309	

**DEPARTMENT OF BIOCHEMISTRY**

**ARCOFEMI - MEDIWHEEL - FULL BODY HEALTH ANNUAL PLUS CHECK - FEMALE - 2D ECHO - PAN INDIA - FY2324**

Test Name	Result	Unit	Bio. Ref. Interval	Method
<b>LIVER FUNCTION TEST (LFT) , SERUM</b>				
BILIRUBIN, TOTAL	0.37	mg/dl	0-1.2	NBD
BILIRUBIN CONJUGATED (DIRECT)	0.13	mg/dl	0-0.2	Diazotized sulfanilic acid
BILIRUBIN (INDIRECT)	0.24	mg/dL	0.0-1.1	Dual Wavelength
ALANINE AMINOTRANSFERASE (ALT/SGPT)	23	U/l	0-45	IFCC
ASPARTATE AMINOTRANSFERASE (AST/SGOT)	25.0	U/l	0-31	IFCC
AST (SGOT) / ALT (SGPT) RATIO (DE RITIS)	1.1		<1.15	Calculated
ALKALINE PHOSPHATASE	67.00	U/l	42-98	IFCC (AMP buffer)
PROTEIN, TOTAL	8.20	g/dl	6.4-8.3	Biuret
ALBUMIN	4.40	g/dl	3.5-5.2	Bromcresol Green
GLOBULIN	<b>3.80</b>	g/dL	2.0-3.5	Calculated
A/G RATIO	1.16		0.9-2.0	Calculated

**Comment:**

LFT results reflect different aspects of the health of the liver, i.e., hepatocyte integrity (AST & ALT), synthesis and secretion of bile (Bilirubin, ALP), cholestasis (ALP, GGT), protein synthesis (Albumin) Common patterns seen:

1. Hepatocellular Injury:

\*AST – Elevated levels can be seen. However, it is not specific to liver and can be raised in cardiac and skeletal injuries.\*ALT – Elevated levels indicate hepatocellular damage. It is considered to be most specific lab test for hepatocellular injury. Values also correlate well with increasing BMI. Disproportionate increase in AST, ALT compared with ALP. AST: ALT (ratio) – In case of hepatocellular injury AST: ALT > 1 In Alcoholic Liver Disease AST: ALT usually >2. This ratio is also seen to be increased in NAFLD, Wilson’s diseases, Cirrhosis, but the increase is usually not >2.

2. Cholestatic Patten:\*ALP – Disproportionate increase in ALP compared with AST, ALT. ALP elevation also seen in pregnancy, impacted by age and sex.\*Bilirubin elevated- predominantly direct , To establish the hepatic origin correlation with elevated GGT helps.

3. Synthetic function impairment:\*Albumin- Liver disease reduces albumin levels, Correlation with PT (Prothrombin Time) helps.

4. Associated tests for assessment of liver fibrosis - Fibrosis-4 and APRI Index.



Dr. PAVAN KUMAR M  
M.B.B.S,M.D(Pathology)  
Consultant Pathologist

SIN No:MYS241001448



Patient Name : Mrs.C V HARITHA VARMA	Collected : 26/Oct/2024 09:19AM
Age/Gender : 35 Y 8 M 1 D/F	Received : 26/Oct/2024 10:41AM
UHID/MR No : CMYS.0000057756	Reported : 26/Oct/2024 01:26PM
Visit ID : CMYSOPV130891	Status : Final Report
Ref Doctor : Self	Sponsor Name : ARCOFEMI HEALTHCARE LIMITED
Emp/Auth/TPA ID : 22S36309	

DEPARTMENT OF BIOCHEMISTRY

ARCOFEMI - MEDIWHEEL - FULL BODY HEALTH ANNUAL PLUS CHECK - FEMALE - 2D ECHO - PAN INDIA - FY2324

Test Name	Result	Unit	Bio. Ref. Interval	Method
<b>RENAL PROFILE/KIDNEY FUNCTION TEST (RFT/KFT) , SERUM</b>				
CREATININE	0.56	mg/dL	0.51-1.04	Enzymatic colorimetric
UREA	17.85	mg/dl	13-43	Urease, UV
BLOOD UREA NITROGEN	8.3	mg/dL	8.0 - 23.0	Calculated
URIC ACID	3.30	mg/dL	2.6-6	Uricase
CALCIUM	9.20	mg/dl	8.6-10.3	Arsenazo III
PHOSPHORUS, INORGANIC	3.52	mg/dl	2.7-4.5	Molybdate
SODIUM	141	mmol/L	135-145	Direct ISE
POTASSIUM	4.7	mmol/L	3.5-5.1	Direct ISE
CHLORIDE	109	mmol/L	98 - 107	Direct ISE
PROTEIN, TOTAL	8.20	g/dl	6.4-8.3	Biuret
ALBUMIN	4.40	g/dl	3.5-5.2	Bromcresol Green
GLOBULIN	3.80	g/dL	2.0-3.5	Calculated
A/G RATIO	1.16		0.9-2.0	Calculated

  
**Dr. PAVAN KUMAR M**  
M.B.B.S,M.D(Pathology)  
Consultant Pathologist

SIN No:MYS241001448



Patient Name : Mrs.C V HARITHA VARMA	Collected : 26/Oct/2024 09:19AM
Age/Gender : 35 Y 8 M 1 D/F	Received : 26/Oct/2024 10:41AM
UHID/MR No : CMYS.0000057756	Reported : 26/Oct/2024 12:57PM
Visit ID : CMYSOPV130891	Status : Final Report
Ref Doctor : Self	Sponsor Name : ARCOFEMI HEALTHCARE LIMITED
Emp/Auth/TPA ID : 22S36309	

**DEPARTMENT OF BIOCHEMISTRY**

**ARCOFEMI - MEDIWHEEL - FULL BODY HEALTH ANNUAL PLUS CHECK - FEMALE - 2D ECHO - PAN INDIA - FY2324**

Test Name	Result	Unit	Bio. Ref. Interval	Method
<b>GAMMA GLUTAMYL TRANSPEPTIDASE (GGT) , SERUM</b>	26.00	U/l	0-38	IFCC



**Dr. PAVAN KUMAR M**  
M.B.B.S,M.D(Pathology)  
Consultant Pathologist

SIN No:MYS241001448



Patient Name : Mrs.C V HARITHA VARMA	Collected : 26/Oct/2024 09:19AM
Age/Gender : 35 Y 8 M 1 D/F	Received : 26/Oct/2024 10:41AM
UHID/MR No : CMYS.0000057756	Reported : 26/Oct/2024 01:57PM
Visit ID : CMYSOPV130891	Status : Final Report
Ref Doctor : Self	Sponsor Name : ARCOFEMI HEALTHCARE LIMITED
Emp/Auth/TPA ID : 22S36309	

**DEPARTMENT OF IMMUNOLOGY**

**ARCOFEMI - MEDIWHEEL - FULL BODY HEALTH ANNUAL PLUS CHECK - FEMALE - 2D ECHO - PAN INDIA - FY2324**

Test Name	Result	Unit	Bio. Ref. Interval	Method
<b>THYROID PROFILE TOTAL (T3, T4, TSH) , SERUM</b>				
TRI-IODOTHYRONINE (T3, TOTAL)	1.22	ng/mL	0.87-1.78	CLIA
THYROXINE (T4, TOTAL)	8.21	µg/dL	6.09-12.23	CLIA
THYROID STIMULATING HORMONE (TSH)	1.600	µIU/mL	0.38-5.33	CLIA

**Comment:**

<b>For pregnant females</b>	<b>Bio Ref Range for TSH in uIU/ml (As per American Thyroid Association)</b>
First trimester	0.1 - 2.5
Second trimester	0.2 – 3.0
Third trimester	0.3 – 3.0

1. TSH is a glycoprotein hormone secreted by the anterior pituitary. TSH activates production of T3 (Triiodothyronine) and its prohormone T4 (Thyroxine). Increased blood level of T3 and T4 inhibit production of TSH.
2. TSH is elevated in primary hypothyroidism and will be low in primary hyperthyroidism. Elevated or low TSH in the context of normal free thyroxine is often referred to as sub-clinical hypo- or hyperthyroidism respectively.
3. Both T4 & T3 provides limited clinical information as both are highly bound to proteins in circulation and reflects mostly inactive hormone. Only a very small fraction of circulating hormone is free and biologically active.
4. Significant variations in TSH can occur with circadian rhythm, hormonal status, stress, sleep deprivation, medication & circulating antibodies.

TSH	T3	T4	FT4	Conditions
High	Low	Low	Low	Primary Hypothyroidism, Post Thyroidectomy, Chronic Autoimmune Thyroiditis
High	N	N	N	Subclinical Hypothyroidism, Autoimmune Thyroiditis, Insufficient Hormone Replacement Therapy.
N/Low	Low	Low	Low	Secondary and Tertiary Hypothyroidism
Low	High	High	High	Primary Hyperthyroidism, Goitre, Thyroiditis, Drug effects, Early Pregnancy
Low	N	N	N	Subclinical Hyperthyroidism
Low	Low	Low	Low	Central Hypothyroidism, Treatment with Hyperthyroidism
Low	N	High	High	Thyroiditis, Interfering Antibodies
N/Low	High	N	N	T3 Thyrotoxicosis, Non thyroidal causes

**Dr. PAVAN KUMAR M**  
M.B.B.S,M.D(Pathology)  
Consultant Pathologist

SIN No:MYS241001451



Patient Name	: Mrs.C V HARITHA VARMA	Collected	: 26/Oct/2024 09:19AM
Age/Gender	: 35 Y 8 M 1 D/F	Received	: 26/Oct/2024 10:41AM
UHID/MR No	: CMYS.0000057756	Reported	: 26/Oct/2024 01:57PM
Visit ID	: CMYSOPV130891	Status	: Final Report
Ref Doctor	: Self	Sponsor Name	: ARCOFEMI HEALTHCARE LIMITED
Emp/Auth/TPA ID	: 22S36309		

**DEPARTMENT OF IMMUNOLOGY**

**ARCOFEMI - MEDIWHEEL - FULL BODY HEALTH ANNUAL PLUS CHECK - FEMALE - 2D ECHO - PAN INDIA - FY2324**

High	High	High	High	Pituitary Adenoma; TSHoma/Thyrotropinoma
------	------	------	------	--



**Dr. PAVAN KUMAR M**  
M.B.B.S,M.D(Pathology)  
Consultant Pathologist

SIN No:MYS241001451



Patient Name : Mrs.C V HARITHA VARMA	Collected : 26/Oct/2024 09:19AM
Age/Gender : 35 Y 8 M 1 D/F	Received : 26/Oct/2024 01:12PM
UHID/MR No : CMYS.0000057756	Reported : 26/Oct/2024 02:21PM
Visit ID : CMYSOPV130891	Status : Final Report
Ref Doctor : Self	Sponsor Name : ARCOFEMI HEALTHCARE LIMITED
Emp/Auth/TPA ID : 22S36309	

**DEPARTMENT OF CLINICAL PATHOLOGY**

**ARCOFEMI - MEDIWHEEL - FULL BODY HEALTH ANNUAL PLUS CHECK - FEMALE - 2D ECHO - PAN INDIA - FY2324**

Test Name	Result	Unit	Bio. Ref. Interval	Method
<b>COMPLETE URINE EXAMINATION (CUE) , URINE</b>				
<b>PHYSICAL EXAMINATION</b>				
COLOUR	PALE YELLOW		PALE YELLOW	Visual
TRANSPARENCY	CLEAR		CLEAR	Physical Measurement
pH	5.5		5-7.5	Double Indicator
SP. GRAVITY	1.015		1.002-1.030	Bromothymol Blue
<b>BIOCHEMICAL EXAMINATION</b>				
URINE PROTEIN	NEGATIVE		NEGATIVE	Protein Error Of Indicator
GLUCOSE	NEGATIVE		NEGATIVE	Glucose Oxidase
URINE BILIRUBIN	NEGATIVE		NEGATIVE	Azo Coupling Reaction
URINE KETONES (RANDOM)	NEGATIVE		NEGATIVE	Sodium Nitro Prusside
UROBILINOGEN	NORMAL		NORMAL	Modified Ehrlich Reaction
NITRITE	NEGATIVE		NEGATIVE	Diazotization
LEUCOCYTE ESTERASE	NEGATIVE		NEGATIVE	Leucocyte Esterase
<b>CENTRIFUGED SEDIMENT WET MOUNT AND MICROSCOPY</b>				
PUS CELLS	1 - 2	/hpf	0-5	Microscopy
EPITHELIAL CELLS	3 - 5	/hpf	<10	Microscopy
RBC	NIL	/hpf	0-2	Microscopy
CASTS	NIL		0-2 Hyaline Cast	Microscopy
CRYSTALS	ABSENT		ABSENT	Microscopy

**Comment:**

All urine samples are checked for adequacy and suitability before examination. All abnormal chemical examination are rechecked and verified by manual methods. Microscopy findings are reported as an average of 10 high power fields.



**Dr. PAVAN KUMAR M**  
M.B.B.S,M.D(Pathology)  
Consultant Pathologist

SIN No:MYS241001450



Patient Name : Mrs.C V HARITHA VARMA	Collected : 26/Oct/2024 09:19AM
Age/Gender : 35 Y 8 M 1 D/F	Received : 26/Oct/2024 01:13PM
UHID/MR No : CMYS.0000057756	Reported : 26/Oct/2024 01:58PM
Visit ID : CMYSOPV130891	Status : Final Report
Ref Doctor : Self	Sponsor Name : ARCOFEMI HEALTHCARE LIMITED
Emp/Auth/TPA ID : 22S36309	

**DEPARTMENT OF CLINICAL PATHOLOGY**

**ARCOFEMI - MEDIWHEEL - FULL BODY HEALTH ANNUAL PLUS CHECK - FEMALE - 2D ECHO - PAN INDIA - FY2324**

Test Name	Result	Unit	Bio. Ref. Interval	Method
URINE GLUCOSE(POST PRANDIAL)	NEGATIVE		NEGATIVE	GOD-POD

Test Name	Result	Unit	Bio. Ref. Interval	Method
URINE GLUCOSE(FASTING)	NEGATIVE		NEGATIVE	GOD-POD

\*\*\* End Of Report \*\*\*



**Dr. PAVAN KUMAR M**  
M.B.B.S,M.D(Pathology)  
Consultant Pathologist


SIN No:MYS241001454



Patient Name : Mrs.C V HARITHA VARMA	Collected : 26/Oct/2024 09:19AM
Age/Gender : 35 Y 8 M 1 D/F	Received : 26/Oct/2024 01:13PM
UHID/MR No : CMYS.0000057756	Reported : 26/Oct/2024 01:58PM
Visit ID : CMYSOPV130891	Status : Final Report
Ref Doctor : Self	Sponsor Name : ARCOFEMI HEALTHCARE LIMITED
Emp/Auth/TPA ID : 22S36309	

**TERMS AND CONDITIONS GOVERNING THIS REPORT**

1. Reported results are for information and interpretation of the referring doctor or such other medical professionals, who understand reporting units, reference ranges and limitation of technologies. Laboratories not be responsible for any interpretation whatsoever.
2. It is presumed that the tests performed are, on the specimen / sample being to the patient named or identified and the verifications of particulars have been confirmed by the patient or his / her representative at the point of generation of said specimen.
3. The reported results are restricted to the given specimen only. Results may vary from lab to lab and from time to time for the same parameter for the same patient (within subject biological variation).
4. The patient details along with their results in certain cases like notifiable diseases and as per local regulatory requirements will be communicated to the assigned regulatory bodies.
5. The patient samples can be used as part of internal quality control, test verification, data analysis purposes within the testing scope of the laboratory.
6. This report is not valid for medico legal purposes. It is performed to facilitate medical diagnosis only.



Dr. PAVAN KUMAR M  
M.B.B.S,M.D(Pathology)  
Consultant Pathologist



SIN No:MYS241001454



---

Patient Name	: Mrs. C V HARITHA VARMA	Age	: 35Yrs 8Mths 5Days
UHID	: CMYS.0000057756	OP Visit No.	: CMYSOPV130891
Printed On	: 29-10-2024 11:37 AM	Advised/Pres Doctor	: --
Department	: Radiology	Qualification	: --
Referred By	: Self	Registration No.	: --
Employee Id	: 22S36309		

---

## DEPARTMENT OF RADIOLOGY

---

### ULTRASOUND WHOLE ABDOMEN

**LIVER:** It is normal in size and echotexture. No focal lesions seen. IHBR are not dilated. CBD and Portal vein are normal.

**GALL BLADDER:** It is well distended and normal. No calculi seen.

**SPLEEN:** It is normal in size, outline and echopattern. No e/o focal lesions.

**PANCREAS:** It is normal.

**RIGHT KIDNEY:** It measures 9.1cm with parenchymal thickness of 1.1cm. It is normal in size, outline and echotexture. No e/o calculus or hydronephrosis seen.

**LEFT KIDNEY:** It measures 9.3cm with parenchymal thickness of 1.2cm. It is normal in size, outline and echotexture. No e/o calculus or hydronephrosis seen.

**URINARY BLADDER:** It is well distended. The UB wall is normal. No calculi seen.

**UTERUS:** It is anteverted and measures 10x4.5x5.7cm with ET = 10mm. It is normal in size, outline and echotexture. **Two small well defined hypoechoic lesions are**

---

noted in intramural location of anterior wall of uterus largest measuring ~1.4x0.8 cm ,

**Rt. OVARY:** It measures 2.8x1.2cm. It is normal. No mass lesion seen.

**Lt. OVARY:** It measures 2.7x1.7 cm. It is normal. No mass lesion seen.

**OTHERS:** No e/o free fluid in the abdomen. No e/o lymphadenopathy. No e/o gut wall thickening. No mass lesion seen in the abdomen.

**IMPRESSION:**

**Two small intramural uterine fibroids**

---

---End Of The Report---



Dr.CHETAN HOLEPPAGOL  
MBBS, DNB(RADIO DIAGNOSIS)  
90037  
Radiology

---

---

Patient Name	: Mrs. C V HARITHA VARMA	Age	: 35Yrs 8Mths 2Days
UHID	: CMYS.0000057756	OP Visit No.	: CMYSOPV130891
Printed On	: 26-10-2024 07:56 AM	Advised/Pres Doctor	: --
Department	: Cardiology	Qualification	: --
Referred By	: Self	Registration No.	: --
Employer Id	: 22S36309		

---

**DEPARTMENT OF CARDIOLOGY**

---

Observation :-

1. Sinus Rhythm.
2. Heart rate is 78 beats per minutes.

**Impression:**

NORMAL RESTING ECG.

---End Of The Report---

Dr. GURU PRASAD B V  
MBBS, PGDCC  
69949  
Cardiology

---

Patient Name	: Mrs. C V HARITHA VARMA	Age	: 35Yrs 8Mths 15Days
UHID	: CMYS.0000057756	OP Visit No.	: CMYSOPV130891
Printed On	: 08-11-2024 07:42 AM	Advised/Pres Doctor	: --
Department	: Radiology	Qualification	: --
Referred By	: Self	Registration No.	: --
Employer Id	: 22S36309		

---

**DEPARTMENT OF RADIOLOGY**

---

CLIENT SKIP THE CHEST X RAY .

---End Of The Report---



Dr.CHETAN HOLEPPAGOL  
MBBS, DNB(RADIO DIAGNOSIS)  
90037  
Radiology



---

Patient	Mrs. C V HARITHA VARMA	Doctor	PRAVEEN R	Appt ID	CMYSAPT1178
Age/Gender	35Y   Female	Qualification	MBBS, MS (ENT)	Consult Date	27 Oct 2024
UHID	CMYS.0000057756	Reg. No.	66012	Order Bill ID	CMYS-OCR-24554
				Visit Display ID	CMYSOPV130891

---

## VITALS

---

Weight : 78Kgs	Height : 157Cms
Pulse : 80 BPM	Spo2 : 97%
BP : 120 / 80 MmHg	Respiratory Rate : 25 BPM
Temperature : 96.3 °F	

PRAVEEN R  
**Doctor's Signature**

**Apollo Health and Lifestyle Limited**

(CIN-U85110TG2000PLC115819)

Corporate Office: 7-1-617/A, 7\* Floor, Imperial Towers, Ameerpet, Hyderabad-500016, Telangana

Ph No: 040-4904 7777 | www.apollohl.com | Email ID:enquiry@apollohl.com



नाम  
**Name C.V.Mahesh Varma**

**E.C. No. 162879**



जारीकर्ता प्राधिकारी  
**Issuing Authority**



धारक के हस्ताक्षर  
**Signature of Holder**



**भारत प्रभुत्वम्**

**GOVERNMENT OF INDIA**



సి. వి. మహేష్ వర్మ  
**C. V. Mahesh Varma**

పుట్టిన సంవత్సరం/Year of Birth: 1985  
పురుషుడు / Male



**4043 6270 4739**

**ఆధార్ - సామాన్యుని హక్కు**



**भारत सरकार**

**GOVERNMENT OF INDIA**



సి వి హరిత వర్మ

**C V Haritha Varma**

పుట్టిన తేదీ/ DOB: 25/02/1989

స్త్రీ / FEMALE



**6840 1254 1085**



**Fwd: Health Check up Booking Confirmed Request(22S36309),Package Code-PKG10000377, Beneficiary Code-302162**

**From** Mahesh Varma <maheshvarma212@gmail.com>

**Date** Sat 26-10-2024 09:05

**To** Mysore Apolloclinic <mysore@apolloclinic.com>

----- Forwarded message -----

**From:** **Mediwheel** <[wellness@mediwheel.in](mailto:wellness@mediwheel.in)>

**Date:** Wed, 23 Oct 2024, 12:50

**Subject:** Health Check up Booking Confirmed Request(22S36309),Package Code-PKG10000377, Beneficiary Code-302162

**To:** <[maheshvarma212@gmail.com](mailto:maheshvarma212@gmail.com)>

**Cc:** <[customercare@mediwheel.in](mailto:customercare@mediwheel.in)>

**011-41195959**

Dear **Mahlesh VARMA**,

We are pleased to confirm your health checkup booking request with the following details.

**Hospital Package Name** : Mediwheel Full Body Health Annual Plus Check

**Name of Diagnostic/Hospital** : Apollo clinic - VV Mohalla

**Address of Diagnostic/Hospital-** : Apollo Clinic, [23, Kalidasa Road, VV Mohalla, Mysore - 570002](#)

**City** : Mysore

**State** : Karnataka

**Pincode** : 570002

**Appointment Date** : 26-10-2024

**Confirmation Status** : Booking Confirmed

**Preferred Time** : 09:00 AM - 09:30 AM

**Booking Status** : Booking Confirmed

**Member Information**

Booked Member Name	Age	Gender
C V HARITHA VARMA	35 year	Female

**Note - Please note to not pay any amount at the center.**

**Instructions to undergo Health Check:**

- Please ensure you are on complete fasting for 10-To-12-Hours prior to check.
- During fasting time do not take any kind of medication, alcohol, cigarettes, tobacco or any other liquids (except Water) in the morning.



- Bring urine sample in a container if possible (containers are available at the Health Check centre).
- Please bring all your medical prescriptions and previous health medical records with you.
- Kindly inform the health check reception in case if you have a history of diabetes and cardiac problems.

**For Women:**

- Pregnant Women or those suspecting are advised not to undergo any X-Ray test.
- It is advisable not to undergo any Health Check during menstrual cycle.

Request you to reach half an hour before the scheduled time.

In case of further assistance, Please reach out to Team Mediwheel.

---

Thanks,  
Mediwheel Team  
Please Download Mediwheel App

You have received this mail because your e-mail ID is registered with **Arcofemi Healthcare Limited** This is a system-generated e-mail please don't reply to this message.

Please visit to our [Terms & Conditions](#) for more informaion. [Click here](#) to unsubscribe.

@ 2024 - 25, Arcofemi Healthcare Pvt Limited.(Mediwheel)

BPT 11/0/80. HG 7 453  
W 7 55.9

Name : Mrs. C V HARITHA VARMA  
Address : Mysore Mysore Karnataka INDIA 570001  
Plan : ARCOFEMI MEDIWHEEL FEMALE AHC  
CREDIT PAN INDIA OP AGREEMENT

Age : 35Y 8M 1D  
sex : Female

UHID : CMYS.0000057756



OP No: CMYSOPV130891  
Bill No: CMYS-OCR-24554  
Date: Oct 26th, 2024, 9:11 AM

Sno.	Service Type/Service Name	Department	
1	ARCOFEMI - MEDIWHEEL - FULL BODY HEALTH ANNUAL PLUS CHECK - FEMALE - 2D ECHO - PAN INDIA - FY2324		
1	ULTRASOUND - WHOLE ABDOMEN	Ultrasound Radiology	<input type="checkbox"/>
2	OPHTHAL BY GENERAL PHYSICIAN	Consultation	<input type="checkbox"/>
3	URINE GLUCOSE (POST PRANDIAL)	Clinical Pathology	<input type="checkbox"/>
4	GAMMA GLUTAMYL TRANSFERASE (GGT)	Biochemistry	<input type="checkbox"/>
5	HbA1c, GLYCATED HEMOGLOBIN	Biochemistry	<input type="checkbox"/>
6	GYNAECOLOGY CONSULTATION → P	Consultation	<input type="checkbox"/>
7	DIET CONSULTATION → P	General	<input type="checkbox"/>
8	BODY MASS INDEX (BMI)	General	<input type="checkbox"/>
9	ECG	Cardiology	<input type="checkbox"/>
10	THYROID PROFILE (TOTAL T3, TOTAL T4, TSH)	Biochemistry	<input type="checkbox"/>
11	2 D ECHO → P	Cardiology	<input type="checkbox"/>
12	BLOOD GROUP ABO AND RH FACTOR	Blood Bank	<input type="checkbox"/>
13	X-RAY CHEST PA - skip	X Ray Radiology	<input type="checkbox"/>
14	URINE GLUCOSE (FASTING)	Clinical Pathology	<input type="checkbox"/>
15	LBC PAP TEST- PAPSURE	Histopathology	<input type="checkbox"/>
16	FITNESS BY GENERAL PHYSICIAN → P	Consultation	<input type="checkbox"/>
17	GLUCOSE, POST PRANDIAL (PP), 2 HOURS (POST MEAL)	Biochemistry	<input type="checkbox"/>
18	GLUCOSE, FASTING	Biochemistry	<input type="checkbox"/>
19	ENT CONSULTATION → P	Consultation	<input type="checkbox"/>
20	LIPID PROFILE	Biochemistry	<input type="checkbox"/>
21	DENTAL CONSULTATION	Consultation	<input type="checkbox"/>
22	HEMOGRAM + PERIPHERAL SMEAR	Haematology	<input type="checkbox"/>
23	PERIPHERAL SMEAR	Haematology	<input type="checkbox"/>
24	COMPLETE URINE EXAMINATION	Clinical Pathology	<input type="checkbox"/>
25	RENAL PROFILE/RENAL FUNCTION TEST (RFT/KFT)	Biochemistry	<input type="checkbox"/>
26	LIVER FUNCTION TEST (LFT)	Biochemistry	<input type="checkbox"/>

Nirami

## CERTIFICATE OF MEDICAL FITNESS

This is to certify that I have conducted the clinical examination

of Mrs. C.V. Harithavarma on 26/10/24.

After reviewing the medical history and on clinical examination it has been found that he/she is

	Tick
<ul style="list-style-type: none"> <li>• Medically Fit</li> </ul>	<input checked="" type="checkbox"/>
<ul style="list-style-type: none"> <li>• Fit with restrictions/recommendations</li> </ul> <p>Though following restrictions have been revealed, in my opinion, these are not impediments to the job.</p> <p>1.....</p> <p>2.....</p> <p>3.....</p> <p>However the employee should follow the advice/medication that has been communicated to him/her.</p> <p>Review after _____</p>	
<ul style="list-style-type: none"> <li>• Currently Unfit. Review after _____ recommended</li> </ul>	
<ul style="list-style-type: none"> <li>• Unfit</li> </ul>	

Dr. V. Muband  
Medical Officer

*This certificate is not meant for medico-legal purposes.*

**Apollo Clinic**  
4th Floor,  
Kaldasa Road, Mysore - 02  
Ph : 0821-4006040/41

**Apollo Health and Lifestyle Limited**

(CIN - U85110TG2000PLC115819)

Regd. Office: 1-10-60/62, Ashoka Raghupathi Chambers, 5th Floor, Begumpet, Hyderabad, Telangana - 500 016.  
Ph No: 040-4904 7777, Fax No: 4904 7744 | Email ID: enquiry@apollohl.com | www.apollohl.com

**APOLLO CLINICS NETWORK KARNATAKA**

Bangalore (Basavanagodi | Bellandur | Electronic City | Fraser Town | HSR Layout | Indira Nagar | JP Nagar | Kundalahalli) |  
Koramangala | Sarjapur Road) Mysore (VV Mohalla)

Online appointments: www.apolloclinic.com

TO BOOK AN APPOINTMENT

 **1860 500 7788**

26/10/24.

Mrs. C.V. Haritha  
varma  
35 yrs.

Dr. J. MUKUND  
MBBS, MD (Internal  
medicine)

Height: 153	Weight: 55.9	BMI:	Waist Circum:
Temp:	Pulse:	Resp:	B.P: 110/80 mmHg.

General Examination /  
Allergies History

Clinical Diagnosis & Management Plan

Routine health check up.

Also early morning sneezing  
episodes.

Advice:

Tab. MONTAIR AB 1-0-0 x 10 days

Tab. EBAST-M 0-0-1 x 1 month

Follow up date :

*J. Mukund.*  
Doctor Signature

Date : 10/26/2024 Department : Obstetrics & Gynaecology  
 Patient Name : Mrs. C V HARITHA VARMA Doctor : Dr.RASHMI B N  
 UHID : CMYS.0000057756 Registration No. : 33393  
 Age / Gender : 35Yrs 8Mths 1Days / Female Qualification : MBBS, DGO, DNB (GYNAECOLOGY)  
 Consultation Timing : 10:46 AM

Height : 153	Weight : 55.9	BMI :	Waist Circum :
Temp :	Pulse :	Resp :	B.P : 110/80

General Examination /  
Allergies History

Clinical Diagnosis & Management Plan

PH → NS.

2H → hypertension.

MI → 12hrs.

Pa2 - Both Fallopian tubes blocked

MH - regular menses  
VMP → 11/10/24

80m → 26/10/24.

a small uterine fibroid, both ovaries ⊕.

- 1.4 x 0.8 cm.



follow up:

adv: - regular walk / yoga -  
- healthy diet.

Follow up date :

Doctor Signature  
**Apollo Clinic**  
 # 23, 1st Floor,  
 Kalidasa Road, Mysore - 02  
 Ph : 0821-4006040/41

Date : 10/26/2024 Department : ENT  
 Patient Name : Mrs. C V HARITHA VARMA Doctor : Dr. PRAVEEN KUMAR R  
 UHID : CMYS.0000057756 Registration No. : 66012  
 Age / Gender : 35Yrs 8Mths 1Days / Female Qualification : MBBS, MS (ENT)  
 Consultation Timing : 10:46 AM

Height : 153	Weight : 55.9	BMI :	Waist Circum :
Temp :	Pulse :	Resp :	B.P : 110/80

General Examination /  
Allergies History

Clinical Diagnosis & Management Plan

~~Came for regular health check~~

EDN Bilateral gm. nasal

nasal mucosa pale

and cavity in apical. @

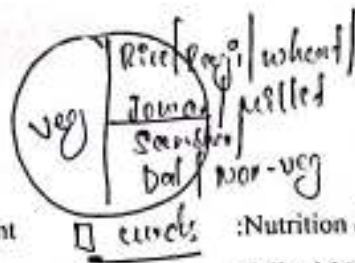
nasal @

As

- 2wcs + Antihistamine

Follow up date :

Doctor Signature  
**Apollo Clinic**  
 # 23, 1st Floor,  
 Kalldasa Road, Mysore - 02  
 Ph : 0821-4006040/41



Date : 10/26/2024  
 Patient Name : Mrs. C V HARITHA VARMA  
 UHID : CMYS.0000057756  
 Age / Gender : 35Yrs 8Mths 1Days / Female  
 Consultation Timing : 10:45 AM

Department : Nutrition & Dietetics  
 Doctor : Miss.MADHURA B P  
 Registration No. : A104102  
 Qualification : M.Sc. Nutrition and Dietetics  
 PhD\*

SRL - 51kg

Height : 153	Weight : 55.9	BMI : 23.8	Waist Circum : 80
Temp :	Pulse :	Resp :	B.P : 110/80

General Examination / Allergies History

ESR - 30  
 LDL - 102.29

Clinical Diagnosis & Management Plan

Δ<sup>215</sup> - Uterine fibroids.

- Advised balanced diet with fiber rich foods.
- Take small frequent meals, do not skip meals.
- Include all variety of seasonal fruits, vegetables & green leafy vegetables.
- Include nuts like Almonds, walnuts and dry fruits like dried dates & raisins regularly.
- Include seeds like Flaxseeds, Pumpkin seeds, Sesame seeds, Sunflower seeds & watermelon seeds - 1 teaspoon each, dry roasted.
- Avoid seed nut.
- Avoid refined sugar, too much of salt, baking soda & creams.

Follow up date :

Doctor Signature .B.P

**Apollo Clinic** 26/10/2024  
 # 23, 1st Floor,  
 Kalidasa Road, Mysore - 02  
 Ph : 0821-4006040/41

## Apollo Clinic

### CONSENT FORM

Patient Name: C.V. Haritha Varma Age: 35 Years  
UHID Number: 57756 Company Name: Ascofemi

I  Mr/Mrs/Ms C.V. Haritha Varma Employee of Ascofemi  
(Company) Want to inform you that I am not interested in getting Chest X Ray + ophthal + dental  
Tests done which is a part of my routine health check package.  
And I claim the above statement in my full consciousness.

Patient Signature:  Date: 26/10/24

**Apollo Clinic**  
# 23, 1st Floor,  
Kalidasa Road, Mysore - 02  
Ph : 0821-4006040/41



Patient Name: Mrs. C V HARITHA VARMA	Date : 26.10.2024	Referring Doctor: Dr. Self
Age / Sex: 35Yrs/Female	UHID No : 057756	Location : OP
<b>ULTRASONOGRAPHY- ABDOMEN &amp; PELVIS</b>		

**LIVER:** It is normal in size and echotexture. No focal lesions seen. IHBR are not dilated. CBD and Portal vein are normal.

**GALL BLADDER:** It is well distended and normal. No calculi seen.

**SPLEEN:** It is normal in size, outline and echopattern. No e/o focal lesions.

**PANCREAS:** It is normal.

**RIGHT KIDNEY:** It measures 9.1cm with parenchymal thickness of 1.1cm. It is normal in size, outline and echotexture. No e/o calculus or hydronephrosis seen.

**LEFT KIDNEY:** It measures 9.3cm with parenchymal thickness of 1.2cm. It is normal in size, outline and echotexture. No e/o calculus or hydronephrosis seen.

**URINARY BLADDER:** It is well distended. The UB wall is normal. No calculi seen.

**UTERUS:** It is anteverted and measures 10x4.5x5.7cm with ET= 10mm. It is normal in size, outline and echotexture. No mass lesion. **Two small well defined hypoechoic lesions are noted in intramural location of anterior wall of uterus largest measuring ~1.4x0.8 cm ,**

**Rt. OVARY:** It measures 2.8x1.2cm. It is normal. No mass lesion seen.

**Lt. OVARY:** It measures 2.7x1.7 cm. It is normal. No mass lesion seen.

**OTHERS:** No e/o free fluid in the abdomen. No e/o lymphadenopathy. No e/o gut wall thickening. No mass lesion seen in the abdomen.

**IMPRESSION:**

**Two small intramural uterine fibroids**

*[Signature]*  
Dr. Karthik H V MDRD , DNB  
Consultant Radiologist.

**Apollo Health and Lifestyle Limited**

ICD: U85110TG2000PLC1158191

Regd Office: 1-10-60-62, Ashoka Raghupathi Chambers, 5th Floor, Begumpet, Hyderabad, Telangana - 500 018

Ph no: (40) 4904 7777, Fax no: 4904 7744 | Email ID: enquiry@apollohl.com | www.apollohl.com

**APOLLO CLINICS NETWORK KARNATAKA**

Bangalore | Basavanagudi | Bellandur | Electronic City | Fraser Town | HSR Layout | Indra Nagar | JP Nagar | Kundalahalli | Koramangala | Sarjapur Road | Mysore (VV Mohalla)

Online appointments: www.apolloclinic.com

TO BOOK AN APPOINTMENT

**1860 500 7788**

Patient's Name : Mrs. Haritha Varma	Age & sex : 35Yrs /Female
Date : 26.10.2024	UHID No :57756

## 2D ECHOCARDIOGRAPHY STUDY

### Impression:

- Normal chamber volumes
- Normal left ventricular function. EF 60%
- No regional wall motion abnormality
- Normal valves
- No clots. No pericardial effusion

### Findings

Left Ventricle:	Normal
Right Ventricle	Normal
Left Atrium	Normal
Right Atrium	Normal
Aorta	Normal
Pulmonary Artery	Normal
IAS	Intact
IVS	Intact
Valves	Normal
Pericardium	Normal
Doppler	Normal

*f*   
**Dr. C.B. KESHAVAMURTHY MD, DM, DNB**  
**CONSULTANT CARDIOLOGIST**

**Apollo Health and Lifestyle Limited**

(CIN: U85110TG2000PLC115819)

Regd Office: 1-10-62, Anhola Raghupathi Chambers, 5th Floor, Begumpet, Hyderabad, Telangana - 500 016  
 Ph No: 040-4104 7777, Fax No: 4904 7744 | Email ID: enquiry@apollohl.com | www.apollohl.com

**APOLLO CLINIC'S NETWORK KARNATAKA**

Bangalore (Basavanagudi) | Bellendur | Electronic City | Fraser Town | HSR Layout | Indira Nagar | JP Nagar | Kundalahalli |  
 Koramangala | Sarjapur Road | Mysore (VV Mohalla)

Online appointments: www.apolloclinic.com

TO BOOK AN APPOINTMENT

 **1860 500 7788**

Patient's Name : Mrs. Haritha Varma	Age & sex : 35Yrs /Female
Date : 26.10.2024	UHID No :57756

### Mmeasurements

AO : 2.25 cm  
 LA : 2.69 cm  
  
 RV : 1.60 cm  
 LVIDd : 3.64 cm  
 LVIDs : 2.50 cm  
 IVSd : 1.17 cm  
 IVSs : 1.25 cm  
 PWd : 1.06 cm  
 PWs : 1.28 cm  
 EF : 60.0 %  
 FS : 31.0 %

### Doppler

MV	TV	AV	PV
E: 0.85 m/s	E 0.56 m/s	V max 1.10 m/s	V max 1.04 m/s
A: 0.67 m/s	A 0.44 m/s		
MR Nil	TR Nil	AR Nil	PR Nil

**Dr. C.B. KESHAVAMURTHY MD, DM, DNB**  
**CONSULTANT CARDIOLOGIST**

Apollo Health and Lifestyle Limited

CIN: URS1107G2009PLC1158101  
 Regd Office: 1-10-10-62, Ashoka Raghupathi Chambers, 5th Floor, Begumpet, Hyderabad, Telangana - 500 016  
 Ph No: (041) 4504 7777, Fax No: 4504 7744 | Email ID: enquiry@apolloh.com | www.apolloh.com  
**APOLLO CLINICS NETWORK KARNATAKA**  
 Bangalore | Exata Venugudi | B-Handur | Electronic City | Fraser Town | HSR Layout | Indira Nagar | JP Nagar | Kundalahalli |  
 Koramangala | Varajpur Road | Mysore (VV Mahalla)  
 Online appointments: www.apolloclinic.com

TO BOOK AN APPOINTMENT

**1860 500 7788**

AGE: 35      NO:

Measurement Results:      Interpretation:

QRS : 82 ms  
QT/QTcB : 346 / 430 ms  
PR : 116 ms  
P : 86 ms  
RR/PP : 648 / 645 ms  
P/QRS/T : 65 / 50 / 10 degrees  
QTd/QTcBd : 60 / 75 ms  
Sokolow NK : 1.2 mV  
13



**Apollo Clinic**  
#23, 1st Floor,  
Kallidasa Road, Mysore - 02  
Ph : 0821-4006040/41

Unconfirmed report.

