

CERTIFICATE OF MEDICAL FITNESS

This is to certify that I have conducted the clinical examination

Of (Name) M. PRIYANKA 33/F on (Date) 27-01-2024

After reviewing the medical history and on clinical examination it has been found that he/she is

	Tick
<input checked="" type="checkbox"/> Medically Fit	<input checked="" type="checkbox"/>
<ul style="list-style-type: none"> • Fit with restrictions/recommendations <p>Though following restrictions have been revealed, in my opinion, these are not impediments to the job.</p> <p>1.....</p> <p>2.....</p> <p>3.....</p> <p>However the employee should follow the advice/medication that has been communicated to him/her.</p> <p>Review after _____</p>	<div style="position: absolute; top: 50%; left: 50%; transform: translate(-50%, -50%); font-size: 2em; opacity: 0.5;">N/A</div>
<ul style="list-style-type: none"> • Currently Unfit. Review after _____ Recommended _____ • Unfit 	
<ul style="list-style-type: none"> ❖ Physically Challenge Status (Yes/NO) <input checked="" type="checkbox"/> _____ ○ If Yes, Need Details Description _____ 	

M. Priyanka

Dr. Nikhil Choudary
Medical Officer
Clinic Name & Address

M.S. CHOUDARY, MBBS, DLO, MCh
 Registered No: 9747 (A.P. Med. Council),
MAGANTI CLINIC, ADARSH DIAGNOSTICS
 D.No: 29-3-23, Flat No: 102
 Sri Ranga Heights, Ground Floor
 Kaleswara Rao Road, Governorpet,
JAYAWADA-520 002. Ph: 66646

MER- MEDICAL EXAMINATION REPORT

Date of Examination	27-01-2024		
NAME	M. PRIYANICA		
AGE	33	Gender: F	
HEIGHT(cm)	151	WEIGHT(kg): 71	BMI: 31
B.P.	110/70		
ECG	NORMAL		
X Ray	NORMAL		
Vision Checkup: NORMAL	Left Eye		Right Eye
	Distance Vision:	b/b	b/b
	Near Vision:	N6	N6
	Color Vision:	NORMAL	
ENT / Audiometry Checkup	NORMAL		
Present Ailments	NIL		
Details of Past ailments (If Any)	NIL		
Comments / Advice ; She / He is Physically Fit	FIT		
<p>H/O LSCS: 11/2/2020. 5th HEALTHY SCAR</p> <p align="right">GOOD HEALTH</p>			

M. Priyanica

M. S. Choudary

Signature with Stamp of Medical Examiner

M.S. CHOUDARY, MBBS, DLO, MD
 Registered No: 9747 (A.P. Med. Council),
 AGANTI CLINIC, ADARSH DIAGNOSTICS
 D.No: 29-3-23, Flat No: 102
 Sri Ranga Heights, Ground Floor
 Kaleswara Rao Road, Governorpet
 JAYAWADA-520 002. Ph: 66646



భారత ప్రభుత్వం
Unique Identification Authority of India
Government of India

నమోదు సంఖ్య / Enrollment No. : 1001/16046/00817

To
Medagurthy Priyanka
మెడగుర్తి ప్రియాంక
D/O Sathanarayana
5-320
VIDYANGAR
Jaggayyapet
Krishna
Andhra Pradesh - 521175

21/10/2011



UF313071817IN

31307181



మీ ఆధార్ సంఖ్య / Your Aadhaar No. :

8986 2851 0405

ఆధార్ - సామాన్యని హక్కు



భారత ప్రభుత్వం

GOVERNMENT OF INDIA



మెడగుర్తి ప్రియాంక
Medagurthy Priyanka

పుట్టిన సంవత్సరం / Year of Birth: 1990
స్త్రీ / Female

8986 2851 0405



ఆధార్ - సామాన్యని హక్కు

M. Sanyal

M. S. Choudary

M.S. CHOUDARY, MBBS, DLO, MS
Registered No: 9747 (A.P. Med. Council),
MAGANTI CLINIC, ADARSH DIAGNOSTICS
D.No: 29-3-23, Flat No: 102
Sri Ranga Heights, Ground Floor
Galeswara Rao Road, Governorpet
JAYAWADA-520 002. Ph: 66646



ADARSH DIAGNOSTICS

ISO 9001 : 2015 CERTIFIED

D.No. 29-3-23, Flat No : 102, Opp. I.V. Palace Road, Sri Ranga Heights,
Ground Floor, Kaleswara Rao Road, Governorpet,
VIJAYAWADA - 520 002. © (0866) 6664639, Fax : 2431916

BOB

Name of the life to be Assured:-M.PRIYANKA Age:-33/F

BLOOD EXAMINATION REPORT

FASTING BLOOD SUGAR(FBS):	79 mg%	(N.VALUE:60 – 100 mg%)
POST PRANDRLAL BLOOD SUGAR:	130 mg%	(N.VALUE:60-150 mg%)
S.CHOLESTEROL	: 182 mg%	(N.VALUE:130 – 250 mg%)
S.TRIGLY CERIDES	: 139 mg%	(N.VALUE:UP TO 175 mg%)
HDL	: 45.6 mg%	(N.VALUE:35 – 55 mg%)
V L D L	: 27.0 mg%	(N.VALUE: UP TO 30 mg%)
LDL	: 114.4	(N.VALUE:UP TO 150 mg%)
UREA	: 28 mg%	(N.VALUE:10 – 50 mg%)
BUN	: 15 mg%	(N.VALUE:08 – 20 mg%)
S.CREATININE	: 0.9 mg%	(N.VALUE:0.5 – 1.6 mg%)
S.PROTEINS	: 7.1 gms%	(N.VALUE:6.0 – 8.0 gms%)
ALBUMIN	: 4.4 gms%	(N.VALUE:3.5 – 5.6 gms%)
GLOBULIN	: 2.7 gms%	(N.VALUE:2.0 – 3.6 gms%)
A.G. RATIO	: 1.62	
S.URIC ACID	: 5.6 mg%	(N.VALUE:2.5 – 7.0 mg%)
S.BILIRUBIN	: 0.7 mg%	(N.VALUE: 0.2 – 1.2 mg%)
DIRECT BILIRUBIN	: 0.1 mg%	(N.VALUE:0.0 – 0.2 mg%)
INDIRECT BILIRUBIN	: 0.6 mg%	
S G O T	: 23IU/ML	(N.VALUE:8 – 35 IU/ML)
S G P T	: 31 IU/ML	(N.VALUE:13 – 40 IU/ML)
S.ALKLINE PHOSPHATESE	: 8.0 KA UNITES	(N.VALUE:4 – 11 KA UNITES)
GGTP	: 13 IU/ML	(N.VALUE:4 – 24 IU/ML)
Hbs Ag	: NEGATIVE(-VE)	

Dated at Vijayawada on the 27TH day of January 2024


(Pathologist/Dr.Inchrge)

ADARSH DIAGNOSTICS

D.No: 29-3-23, Flat No: 102
SRI RANGA HEIGHTS GROUND FLOOR
Kaleswara Rao Road, Governorpet
VIJAYAWADA-520 002. Ph: 6664639

X-RAY, ECG, E.E.G. PATHOLOGICAL, SEROLOGICAL, BIO-CHEMICAL, IMMUNOASSAY, BLOOD BANK,
TREAD- MILL STRESS TEST : ULTRA SOUND SCAN WITH 2-D ECHO CARDIOGRAPHY, HOLTER RECORD,
AUDIOMETRY AND 24 HOURS AMBULANCE, ENDOSCOPY



ADARSH DIAGNOSTICS

ISO 9001 : 2015 CERTIFIED

D.No. 29-3-23, Flat No : 102, Opp. I.V. Palace Road, Sri Ranga Heights,
Ground Floor, Kaleswara Rao Road, Governorpet,
VIJAYAWADA - 520 002. © (0866) 6664639, Fax : 2431916

BOB

Name of the life to be Assured:-M.PRIYANKA Age:-33/F

URINE EXAMINATION REPORT

MACROSCOPY

QUANTITY	:	8.5ML
APPEARANCE	:	CLEAR
COLOUR	:	PALE YELLOW
SP GRAVITY	:	1.022
REACTION	:	ACIDIC

CHEMICAL

BILE SALTS	:	NEGATIVE(-VE)
BILE PIGEMENTS	:	NEGATIVE(-VE)
UROBILINOGEN	:	NORMAL
ACETONE	:	NEGATIVE(-VE)
OCCULT BLOOD	:	NEGATIVE(-VE)
ALBUMIN	:	NIL
URINE SUGAR	:	NIL

MICRO

R B C	:	NIL
CAST	:	NIL
PUS CELLS	:	4-6/HPF
E P CELLS	:	1-2/HPF
CRYSTALS	:	NIL
BACTERIA	:	NIL

Dated at Vijayawada on the 27TH day of January 2024

(Pathologist/Dr.Incharge)

ADARSH DIAGNOSTICS

D.No. 29-3-23, Flat No: 102

X-RAY, ECG, E.E.G. PATHOLOGICAL, SEROLOGICAL, BIO-CHEMICAL, IMMUNOASSAY, BLOOD BANK,
TREAD- MILL STRESS TEST : ULTRA SOUND SCAN WITH 2D, 3D, DOPPLER, CARDIOGRAPHY, HOLTZ RECORD,
AUDIOMETRY AND 24 HOURS AMBULANCE, ENDOSCOPY

VIJAYAWADA - 520 002 Ph: 6664639



ADARSH DIAGNOSTICS

ISO 9001 : 2015 CERTIFIED

D.No. 29-3-23, Flat No : 102, Opp. I.V. Palace Road, Sri Ranga Heights,
Ground Floor, Kaleswara Rao Road, Governorpet,
VIJAYAWADA - 520 002. © (0866) 6664639, Fax : 2431916

BOB

Name of the life to be Assured:-M.PRIYANKA Age:-33/F

BLOOD EXAMINATION REPORT CBC

TEST	RESULT	NORMAL .RANGE
HAEMOGLOBIN(HGB)	: 11.0 gm%	(12.0 – 16.0 g/100ml)
P C V (HAEMATOCRIT)	: 34.2 gm%	(36 - 48 %)
MCV	: 82.18 CU.MM	(76 - 92 CU MM)
MCH	: 26.04 MM.G	(27 - 32 MM G)
MCHC	: 30.3 %	(30 - 35 %)
RDW	: NORMAL	
M P V	: NORMAL	
INDICES	: NORMAL	
T R B C	: 3.98 miil/cumm	(3.9 – 6.5miil/cumm)
PLATELET COUNT	: 2.6 lakhs/c.mm	(1.5 - 4.0 lakshs/c.mm)
T W B C	: 8,100 cells/cumm	(4,000-10,000cells/cumm)
DIFFERENTIAL COUNT		
NEUTROPHILS	: 65 %	(40 - 74 %)
LYMPHOCYTES	: 30 %	(20 - 45%)
EOSINOPHILS	: 05 %	(2 - 06 %)
MONOCYTES	: ----	(00 - 02 %)
BASOPHILS	: ----	(< 1%)
E S R	: 28 mm/ 1st hour	(02 - 12mm/1 st hour)
GROUP	: "O"	
RH TYPE	: POSITIVE(+VE)	

Dated at Vijayawada on the 27TH day of January 2024

(Pathologist/Dr.Incharge)

ADARSH DIAGNOSTICS

D.No: 29-3-23, Flat No: 102
SRI RANGA HEIGHTS, GROUND FLOOR
Kaleswara Rao Road, Governorpet
VIJAYAWADA-520 002. Ph: 6664639

X-RAY, ECG, E.E.G. PATHOLOGICAL, SEROLOGICAL, BIO-CHEMICAL, IMMUNOASSAY, BLOOD BANK,
TREAD- MILL STRESS TEST : ULTRA SOUND SCAN WITH 2-D ECHO CARDIOGRAPHY, HOLTHER RECORD,
AUDIOMETRY AND 24 HOURS AMBULANCE, ENDOSCOPY



ADARSH DIAGNOSTICS

ISO 9001 : 2015 CERTIFIED

D.No. 29-3-23, Flat No : 102, Opp. I.V. Palace Road, Sri Ranga Heights,
Ground Floor, Kaleswara Rao Road, Governorpet,
VIJAYAWADA - 520 002. © (0866) 6664639, Fax : 2431916

BOB

Name of the life to be Assured:-M.PRIYANKA Age:-33/F

BLOOD EXAMINATION REPORT

GLYCOSYLATED HEMOGLOBIN TEST :HbA1c
(MEAN BLOOD GLUCOSE LEVEL FOR THE LAST 2 MONTHS)

RESULT : 5.5 %

IMPRESSION : NON DIABETIC

INTERPRETATION OF TEST :

HbA1c %OF GLUCOSE CONTROL

>10 % : POOR

9% - 10 % : FAIR

8% - 9% : GOOD

7% - 8% : CONTROL

6% - 7 % : NEAR NORMAL

<6 : NON DIABETIC

Dated at Vijayawada on the 27TH day of January 2024


(Pathologist/DR.Incharge)

ADARSH DIAGNOSTICS

D.No: 29-3-23, Flat No: 102
SRI RANGA HEIGHTS, GROUND FLOOR
Kaleswara Rao Road, Governorpet
VIJAYAWADA-520 002. Ph: 6664639

X-RAY, ECG, E.E.G. PATHOLOGICAL, SEROLOGICAL, BIO-CHEMICAL, IMMUNOASSAY, BLOOD BANK,
TREAD- MILL STRESS TEST : ULTRA SOUND SCAN WITH 2-D ECHO CARDIOGRAPHY, HOLTER RECORD,
AUDIOMETRY AND 24 HOURS AMBULANCE, ENDOSCOPY



ADARSH DIAGNOSTICS

ISO 9001 : 2015 CERTIFIED

D.No. 29-3-23, Flat No : 102, Opp. I.V. Palace Road, Sri Ranga Heights,
Ground Floor, Kaleswara Rao Road, Governorpet,
VIJAYAWADA - 520 002. © (0866) 6664639, Fax : 2431916

BOB

Name of the life to be Assured:-M.PRIYANKA Age:-33/F

BLOOD EXAMINATION REPORT

T3 (N.VALUE)	:	169 ng/dl
	:	70 - 204 ng/dl)
T4 (N.VALUE)	:	8.0 ug/dl
	:	5.5 -11.0ug/dl)
THYROID STIMULATING HORMONE TSH (N.VALUE)	:	4.10 uIU/ml
	:	0.35-5.50 uIU/ml)

Dated at Vijayawada on the 27TH day of January 2024

(Pathologist/Dr.Incharge)

ADARSH DIAGNOSTICS

D.No: 29-3-23, Flat No: 102
SRI RANGA HEIGHTS, GROUND FLOOR
Kaleswara Rao Road, Governorpet
VIJAYAWADA-520 002. Ph: 6664639

X-RAY, ECG, E.E.G, PATHOLOGICAL, SEROLOGICAL, BIO-CHEMICAL, IMMUNOASSAY, BLOOD BANK,
TREAD- MILL STRESS TEST : ULTRA SOUND SCAN WITH 2-D ECHO CARDIOGRAPHY, HOLTER RECORD,
AUDIOMETRY AND 24 HOURS AMBULANCE, ENDOSCOPY



ADARSH DIAGNOSTICS

ISO 9001 : 2015 CERTIFIED

D.No. 29-3-23, Flat No : 102, Opp. I.V. Palace Road, Sri Ranga Heights,
Ground Floor, Kaleswara Rao Road, Governorpet,
VIJAYAWADA - 520 002. © (0866) 6664639, Fax : 2431916

BOB

Name of the life to be Assured:- M.PRIYANKA Age:- 33/F

ECG REPORT

<i>RATE</i>	:	<i>83bpm</i>
<i>RHYTHM</i>	:	<i>SINUS</i>
<i>P</i>	:	<i>NORMAL</i>
<i>P R INTERVAL</i>	:	<i>127ms</i>
<i>Q R S INTERVAL</i>	:	<i>71ms</i>
<i>S T SEGEMENT</i>	:	<i>NORMAL</i>
<i>T WAVES</i>	:	<i>NORMAL</i>
<i>Q WAVES</i>	:	<i>NIL</i>
<i>HYPERTRPHY</i>	:	<i>NO</i>
<i>Q T</i>	:	<i>397ms</i>
<i>Q R S AXIS</i>	:	<i>45Deg</i>
<i>IMPRESSION</i>	:	<i>NORMAL ECG</i>

Dated at Vijayawada on the 27th day of JANUARY 2024


CONSULTANT CARDIOLOGIST

Dr. MAGANTI S.V.R.K.V. PRASAD
M.B,B.S;PGDHS;DC(CARDIOLOGY)
Regd.No:14414 (A.P.MED.COUNCIL)
CONSULTANT CARDIOLOGIST
MAGANTI CLINIC
VIJAYAWADA.

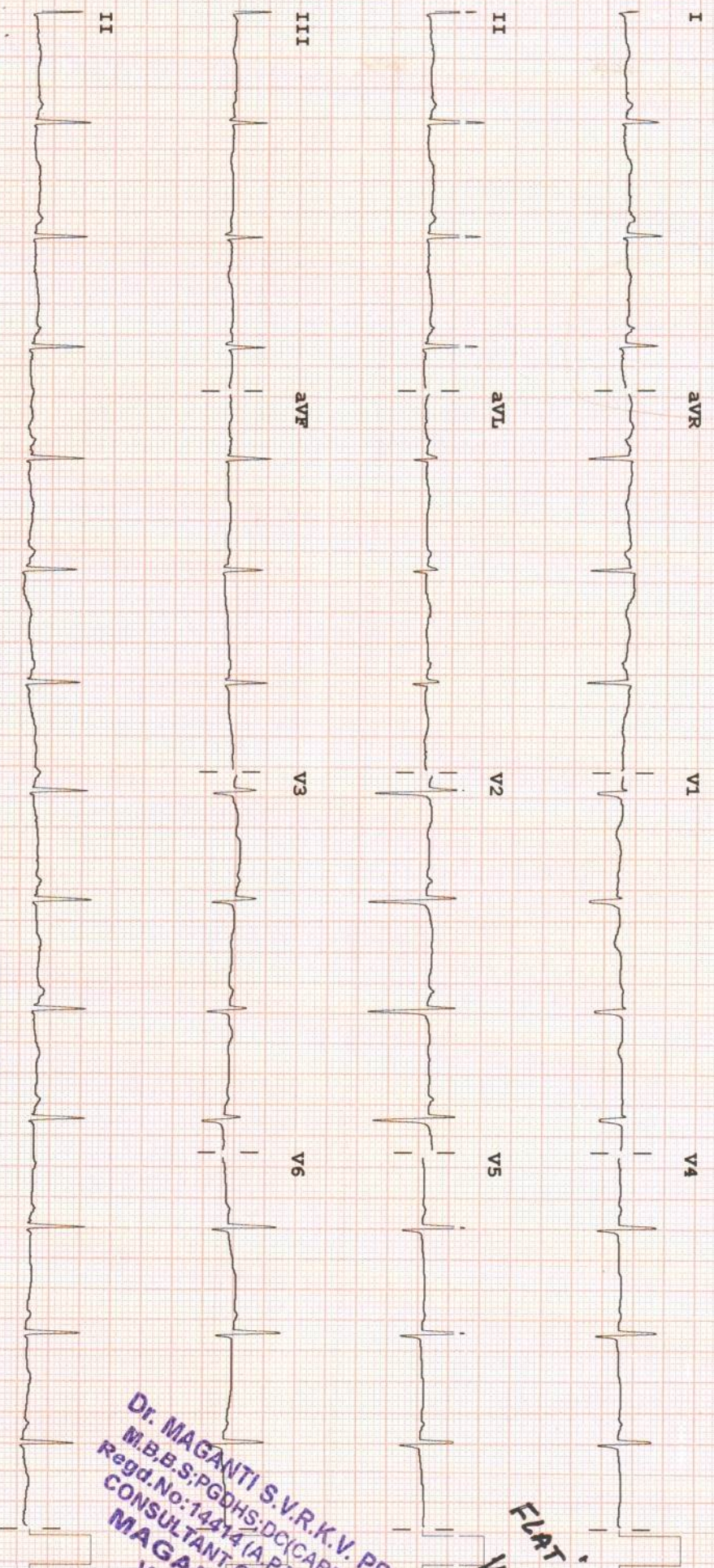
X-RAY, ECG, E.E.G. PATHOLOGICAL, SEROLOGICAL, BIO-CHEMICAL, IMMUNOASSAY, BLOOD BANK,
TREAD- MILL STRESS TEST : ULTRA SOUND SCAN WITH 2-D ECHO CARDIOGRAPHY, HOLTEN RECORD,
AUDIOMETRY AND 24 HOURS AMBULANCE, ENDOSCOPY

Rate 83 . Sinus rhythm.....Normal P axis, V-rate 50-99
 PR 127 . Borderline T abnormalities, diffuse leads.....T flat/neg
 QRSd 71
 QT 397
 QTc 467

--AXIS--
 P 34
 QRS 45
 T -13
 12 Lead; Standard Placement

- BORDERLINE ECG -

Requested by: MEDIHRELL
 Unconfirmed Diagnosis



Device: Speed: 25 mm/sec I.Limb: 10 mm/mV Chest: 10.0 mm/mV
 PHILIPS
 RECORDED IN AUTO
 F 60~ 0.15-100 Hz PH100B CL P?

Dr. MAGANTI S.V.R.K.V. PRASAD
 M.B.B.S;PGDHS;DC(CARDIOLOGY)
 Regd.No:14414 (A.P.MED.COUNCIL)
 CONSULTANT-CARDIOLOGIST
 MAGANTI CLINIC
 VIJAYAWADA.

FLAT T
 YMM



ADARSH DIAGNOSTICS

ISO 9001 : 2015 CERTIFIED

D.No. 29-3-23, Flat No : 102, Opp. I.V. Palace Road, Sri Ranga Heights,
Ground Floor, Kaleswara Rao Road, Governorpet,
VIJAYAWADA - 520 002. © (0866) 6664639, Fax : 2431916

BOB

Name of the life to be Assured:- M.PRIYANKA Age:- 33/F

X-RAY CHEST AP VIEW

CARDIAC SIZE IS NORMAL.

LUNG FIELDS ARE CLEAR

BOTH HILA ARE NORMAL

C.P ANGLES ARE CLEAR

NO BONY LESION

IMPRESSION: NORMAL STUDY

Dated at Vijayawada on the 27th day of JANUARY 2024

CONSULTANT RADIOLOGIST/Dr.Incharge

DR. G. PRASADA RAO

MBBS, DMRF

Rg. No: 17266

Consulting Radiologist

X-RAY, ECG, E.E.G. PATHOLOGICAL, SEROLOGICAL, BIO-CHEMICAL, IMMUNOASSAY, BLOOD BANK,
TREAD- MILL STRESS TEST : ULTRA SOUND SCAN WITH 2-D ECHO CARDIOGRAPHY, HOLTER RECORD,
AUDIOMETRY AND 24 HOURS AMBULANCE, ENDOSCOPY



ADARSH DIAGNOSTICS

ISO 9001 : 2015 CERTIFIED

D.No. 29-3-23, Flat No : 102, Opp. I.V. Palace Road, Sri Ranga Heights,
Ground Floor, Kaleswara Rao Road, Governorpet,
VIJAYAWADA - 520 002. © (0866) 6664639, Fax : 2431916

BOB

Name of the life to be Assured:- M.PRIYANKA Age:-33/F

2 - D ECHOCARDIOGRAPHY

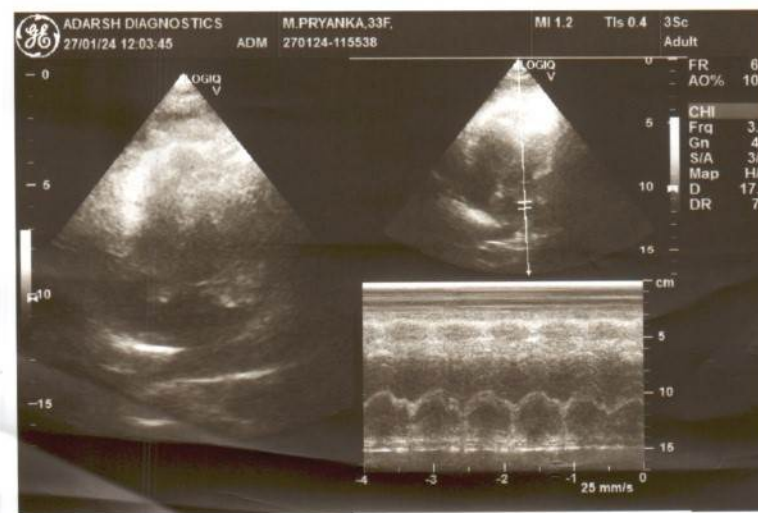
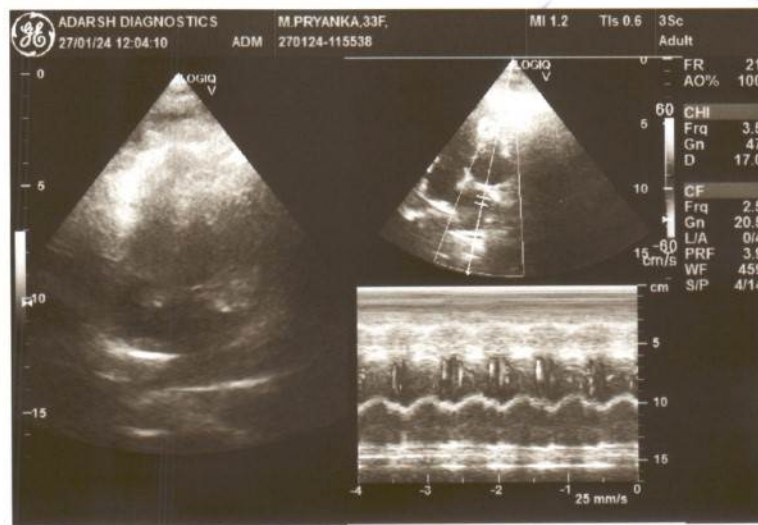
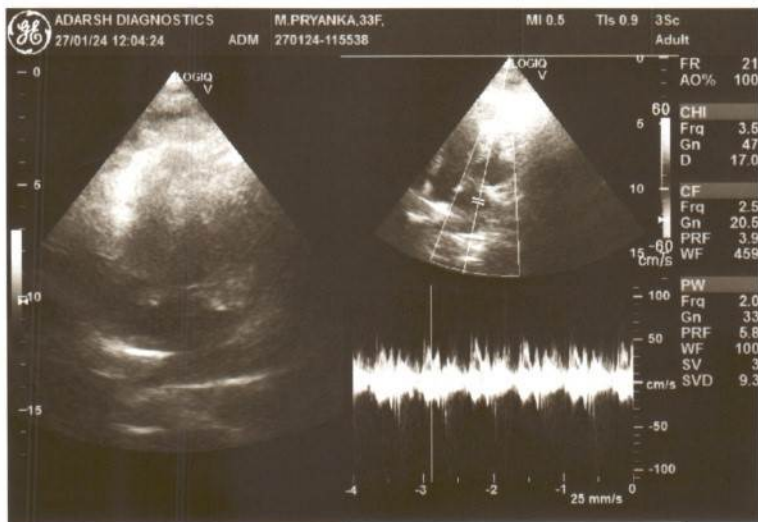
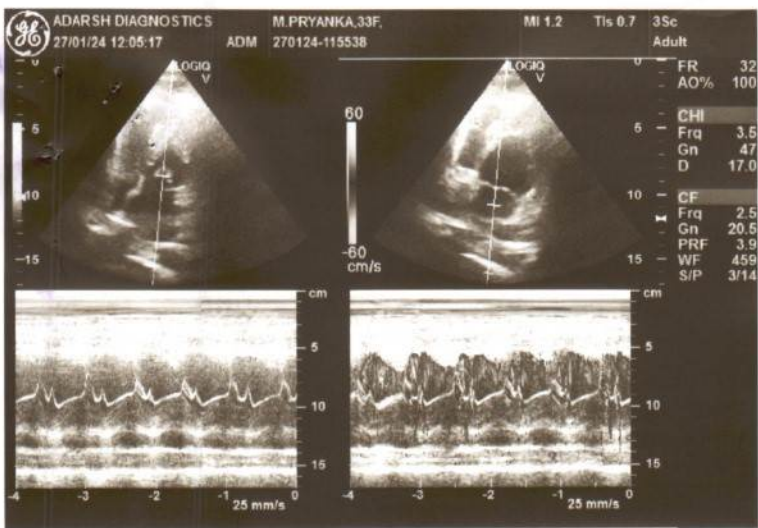
AORTA : 2.8 CM LEFT ATRIUM: 3.4 CMS
LEFT VENTRICLE : 4.9X2.8 CM IVS. 0.9CM LVPW :1.0 CMS
LVEF:62%
MITRAL VALVE : NORMAL
AORTIC VALVE : NORMAL
TRICUSPID VALVE : NORMAL
PULMONARY VALVE : NORMAL
RIGHT ATRIUM : NORMAL
RIGHT VENTRICLE : NORMAL
PULMONARY ARTERY : NORMAL
PERICARDIUM : NORMAL
IAS : INTACT
IVS : INTACT
OTHERS : NIL
DOPPLER STUDY : MV :E<A /NO TR
AJV:1.0M/SEC PJV:1.2M/SEC
IMPRESSION : NO RWMA
GOOD LV FUNCTION (EF :62%)
NORMAL SIZED CHAMBERS.

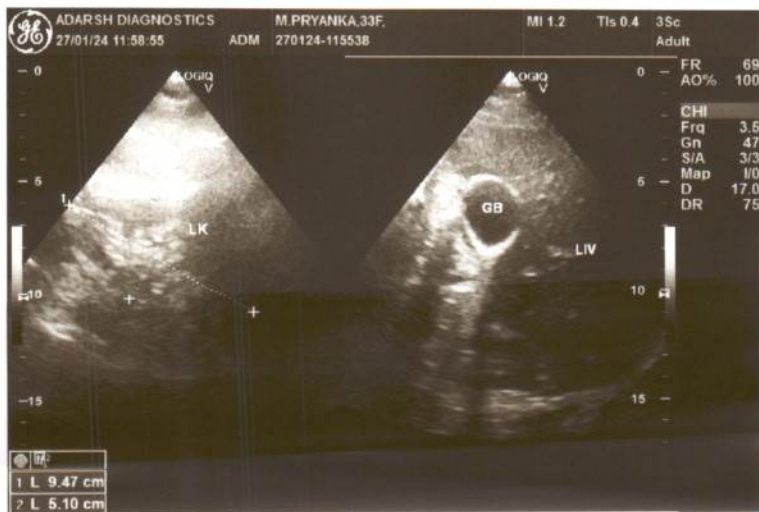
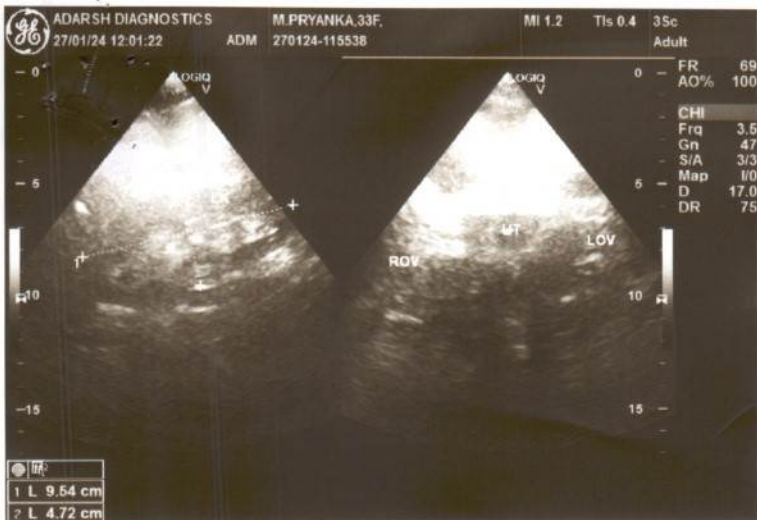
Dated at Vijayawada on the 27TH day of JANUARY 2024


CONSULTANT CARDIOLOGIST

Dr. MAGANTI S.V.R.K.V. PRASAD
M.B.B.S.;PGDHS;DC(CARDIOLOGY)
Regd.No:14414 (A.P.MED.COUNCIL)
CONSULTANT CARDIOLOGIST

X-RAY, ECG, E.E.G. PATHOLOGICAL, SEROLOGICAL, BIO-CHEMICAL, IMMUNOASSAY, BLOOD BANK,
TREAD- MILL STRESS TEST : ULTRA SOUND SCAN WITH 2-D ECHO CARDIOGRAPHY, HOLTER RECORD,
AUDIOMETRY AND 24 HOURS AMBULANCE, ENDOSCOPY







ADARSH DIAGNOSTICS

ISO 9001 : 2015 CERTIFIED

D.No. 29-3-23, Flat No : 102, Opp. I.V. Palace Road, Sri Ranga Heights,
Ground Floor, Kaleswara Rao Road, Governorpet,
VIJAYAWADA - 520 002. © (0866) 6664639, Fax : 2431916

BOB

NAME:M.PRIYANKA
REF. Dr.

DATE:27/01/24
AGE:33 ; SEX:F

ULTRASONOGRAM OF TOTAL ABDOMEN

LIVER

: NORMAL LIVER WITH NORMAL HOMOGENIC ECHOIC
PRANCHYMAL ECHOTEXTURE NORMAL IN SIZE. NO
MASS OR CYST IN LIVER.NO DILATATION OF
INTRA HEPATIC BILIARY RADICLES

GALL BLADDER

: NORMAL. NO CALCULI. NO MASS LESION

PANCREAS

: NORMAL. NO CALCULI. NO MASS LESION.

C B D

: NORMAL. NO CALCULI.

PORTAL VEIN

: NORMAL

SPLEEN

: NORMAL WITH HOMOGENOUS PARENCHYMAL
ECHOTEXTURE

DIAPHRAGM

: BOTH DOMES MOVING WELL WITH RESPIRATION.
NO SUB DIAPHRAGMATIC PATHOLOGY.

RIGHT KIDNEY

: SIZE 9.4 X 5.1 CMS. NORMAL IN SIZE AND
ECHOPATTERN.C.M.D.MAINTAINED.
PCS NORMAL. NO CALCULI

LEFT KIDNEY

: NO HYDRONEPHROSIS. URETER NOT DILATED.
SIZE 9.5 X 4.7 CMS. NORMAL IN SIZE AND
ECHOPATTERN.C.M.D.MAINTAINED.
PCS NORMAL. NO CALCULI

URINARY BLADDER :

NO HYDRONEPHROSIS. URETER NOT DILATED.

UTERUS

: NORMAL.NO CALCULI.NO MASS LESION.

RT.OVARY

: NORMAL.IN SIZE & SHAPE FOR THE AGE

LT.OVARY

: MULTI PAROUS, THIN ENDOMETRIAL ECHO,
NORMAL IN SIZE & SHAPE WITH FEW SMALL
FOLLICLES

OTHERS

: NORMAL IN SIZE & SHAPE WITH FEW SMALL
FOLLICLES

IMPRESSION

: NIL

: NORMAL STUDY
FOR CLINICAL CORRELATION

DR.INCHARGE

ADARSH DIAGNOSTICS
D.No: 29-3-23, Flat No: 102
SRI RANGA HEIGHTS, GROUND FLOOR
Kaleswara Rao Road, Governorpet
VIJAYAWADA-520 002. Ph: 6664639

X-RAY, ECG, E.E.G. PATHOLOGICAL, SEROLOGICAL, BIO-CHEMICAL, IMMUNOASSAY, BLOOD BANK,
TREAD- MILL STRESS TEST : ULTRA SOUND SCAN WITH 2-D ECHO CARDIOGRAPHY, HOLTER RECORD,
AUDIOMETRY AND 24 HOURS AMBULANCE, ENDOSCOPY