



# REVIVAL DIAGNOSTICS

## HEALTH CHECK-UP SUMMARY

Name : Manish Kumar Rao

Date: 11/03/2023

Email ID :

Sex : M Age : 31 Years Contact No: 9756271698 Remarks :

|              |   |
|--------------|---|
| Under-weight | - |
| Normal       | - |
| Over-weight  | ✓ |

### i> BMI

|                             |                            |                  |             |   |
|-----------------------------|----------------------------|------------------|-------------|---|
| Height (in Cm) : <u>175</u> | Weight (in Kg) : <u>84</u> | BMI: <u>27.4</u> | Over-weight | ✓ |
|-----------------------------|----------------------------|------------------|-------------|---|

### ii> Blood Pressure & Pulse

110/70 mm/hg  
84/min.

If high or low, whether the person is on medication : YES / NO

### iii> Blood Tests & Lung Function Remarks

RS  
EVS  
CVS } ⊙

If abnormal, whether the person is on medication : YES / NO

### iv> Eye Test Remarks

Eye Test : (RF) 6/6 (LF) 6/6  
Color Vision: 2

### v> Heart Disease

Whether any specific heart ailment detected (ECG findings) :  
normal

### vi> Any other problems needing attention / Overall Assessment :

no

**Dr. Chiranjiv Patel**  
M.B.B.S. 0149432

Signature of the Doctor

**Revival Diagnostic**  
401, Aqua Corridor,  
B/s. Star Bazar, Surat-395009  
Mo. 91062-28601

0261 2747788, 9825947712

4<sup>th</sup> Floor, Aqua Corridor, Hazira Road, Adajan Pal, Surat-395009.

revivaldiagnostics.surat@gmail.com

www.revivaldiagnostics.com



NAME: Manish Kumar Mauro SEX: M  
BIRTHDATE: 21/10/1991 AGE: 31

## DEPARTMENT OF OPHTHALMOLOGY

### EYE TEST:

#### 1. VISION:

RIGHT EYE - 6/6

LEFT EYE - 6/6

#### 2. COLOR VISION:

RIGHT EYE - (6)

LEFT EYE - (6)

#### 3. FUNDUS:

RIGHT EYE - (6)

LEFT EYE - (6)

### REMARKS:

Revival Diagnostic  
401, Aqua Corridor,  
B/s. Star Bazar, Surat-395009  
Ophthalmologist/Optomist  
20751062-28001

0261 2747788, 9825947712

4<sup>th</sup> Floor, Aqua Corridor, Hazira Road, Adajan Pal, Surat-395009.

revivaldiagnostics.surat@gmail.com

www.revivaldiagnostics.com





# REVIVAL DIAGNOSTICS



## Dental Assessment Form

NAME Manish Kumar Maloo  
AGE 31

DATE 11/03/2023  
SEX M

### \* CHIEF COMPLAINT

A CLINICAL FEATURES :- sound

1 CAVIES :-  
2 MISSING TOOTH :- }  
3 MALOCCLUSION :- } @  
4 FILLING :- }

B DIAGNOSIS :- sound

C PERSONAL HISTORY :- Hygienic

D PROVISIONAL D/G :- @

E MEDICAL HISTORY :- NO

F FINAL D/G :- sound

G TREATMENT PLAN :- NO

CLINT SIGN

*Manish*

**Revival Diagnostic**

DOCTOR SIGN  
B/s. Star Bazar, Surat-395009  
Mo. 91062-28601

 0261 2747788, 9825947712

 4<sup>th</sup> Floor, Aqua Corridor, Hazira Road, Adajan Pal, Surat-395009.

 [revivaldiagnostics.surat@gmail.com](mailto:revivaldiagnostics.surat@gmail.com)

 [www.revivaldiagnostics.com](http://www.revivaldiagnostics.com)

This Medical Report Is Not Intended For Medico-legal Purposes.  
Laboratory Test Results Are Subject To Technical Limitation And Should  
Be Clinically Correlate For Final Diagnosis



# REVIVAL DIAGNOSTICS

|                 |  |                     |                             |
|-----------------|--|---------------------|-----------------------------|
| Name            | <b>MANISH KUMAR MAROO</b>                | Age/Gender          | <b>31Yrs/Male</b>           |
| Reg No.         | <b>2286/23</b>                           | Receipt No          | <b>6652</b>                 |
| Referred By     | <b>BOB - MEDI<br/>WHEEL(PKG10000240)</b> | Mode of Payment     | <b>CREDIT</b>               |
| Collection Type | <b>CENTER</b>                            | Collection DateTime | <b>11-Mar-2023 08:20 AM</b> |

## BLOOD GROUP - 11032312 Released at 11-Mar-2023 11:24 AM

| Parameter    | Result   | Biological Ref.Range | Method |
|--------------|----------|----------------------|--------|
| -Blood Group | "B"      |                      |        |
| -Rh Factor   | NEGATIVE |                      |        |

## CBC - 11032310 Released at 11-Mar-2023 10:00 AM

| Parameter        | Result         | Biological Ref.Range  | Method |
|------------------|----------------|-----------------------|--------|
| -Haemoglobin     | 14.6 gm/dL     | (13.5 - 18 gm/dL)     | Auto   |
| -RBC Count       | 4.71 mill/cumm | (4.6 - 6.2 mill/cumm) | Auto   |
| -Total WBC Count | 5700 /cumm     | (4000 - 10000 /cumm)  | Auto   |
| -Platelet Count  | 3.16 lakh/cumm | (1.5 - 4.5 lakh/cumm) | Auto   |

## Blood Indices

|       |                |                       |      |
|-------|----------------|-----------------------|------|
| -HCT  | 45.4 %         | (40 - 55 %)           | Auto |
| -MCV  | <b>96.4 fl</b> | <b>H</b> (80 - 92 fl) | Auto |
| -MCH  | <b>31.1 pg</b> | <b>H</b> (27 - 31 pg) | Auto |
| -MCHC | 32.2 gm/dL     | (32 - 36 gm/dL)       | Auto |
| -RDW  | 13.3 %         | (11 - 15 %)           | Auto |

## Diff WBC Count

|                     |                                 |             |                 |
|---------------------|---------------------------------|-------------|-----------------|
| -Polymorphs         | 55 %                            | (40 - 80 %) | Microscopically |
| -Lymphocytes        | 40 %                            | (20 - 40 %) | Microscopically |
| -Eosinophils        | 03 %                            | (1 - 6 %)   | Microscopically |
| -Monocytes          | 02 %                            | (2 - 7 %)   | Microscopically |
| -Basophils          | 00 %                            | (0 - 1 %)   | Microscopically |
| -PLATELET ON SMEAR  | Adequate                        |             | Microscopically |
| -MALARIAL PARASITES | Malarial Parasites Not Detected |             | Microscopically |

[Test performed on Fully Automated Hematology Analyzer ERBA H-360]

**Revival Diagnostics**  
401-Aqua Corridor,  
Beside Star Bazar, Adajan,  
Surat-395009. Mo: 9825947712

Dr. Shivangi Gandhi

M.B.B.S., M.D. (Pathology)



0261 2747788, 9825947712



4<sup>th</sup> Floor, Aqua Corridor, Hazira Road, Adajan Pal, Surat-395009.



revivaldiagnostics.surat@gmail.com



www.revivaldiagnostics.com

This Medical Report Is Not Intended For Medico-legal Purposes.  
Laboratory Test Results Are Subject To Technical Limitation And Should  
Be Clinically Correlate For Final Diagnosis





# REVIVAL DIAGNOSTICS

|                 |  |                     |                             |
|-----------------|--|---------------------|-----------------------------|
| Name            | <b>MANISH KUMAR MAROO</b>                | Age/Gender          | <b>31Yrs/Male</b>           |
| Reg No.         | <b>2286/23</b>                           | Receipt No          | <b>6652</b>                 |
| Referred By     | <b>BOB - MEDI<br/>WHEEL(PKG10000240)</b> | Mode of Payment     | <b>CREDIT</b>               |
| Collection Type | <b>CENTER</b>                            | Collection DateTime | <b>11-Mar-2023 08:20 AM</b> |

**ESR** - 11032310 Released at 11-Mar-2023 10:26 AM

| Parameter | Result   | Biological Ref.Range | Method |
|-----------|----------|----------------------|--------|
| -E.S.R    | 04 mm/hr | (1 - 10 mm/hr)       |        |



**Revival Diagnostics**  
401-Aqua Corridor,  
Beside Star Bazar, Adajan,  
Surat-395009. Mo. 9825947712

*Sg*

Dr. Shivangi Gandhi

M.B.B.S, M.D (Pathology)



0261 2747788, 9825947712



4<sup>th</sup> Floor, Aqua Corridor, Hazira Road, Adajan Pal, Surat-395009.



revivaldiagnostics.surat@gmail.com



www.revivaldiagnostics.com

This Medical Report Is Not Intended For Medico-legal Purposes.  
Laboratory Test Results Are Subject To Technical Limitation And Should  
Be Clinically Correlate For Final Diagnosis



# REVIVAL DIAGNOSTICS

|                 |  |                     |                             |
|-----------------|--|---------------------|-----------------------------|
| Name            | <b>MANISH KUMAR MAROO</b>                | Age/Gender          | <b>31Yrs/Male</b>           |
| Reg No.         | <b>2286/23</b>                           | Receipt No          | <b>6652</b>                 |
| Referred By     | <b>BOB - MEDI<br/>WHEEL(PKG10000240)</b> | Mode of Payment     | <b>CREDIT</b>               |
| Collection Type | <b>CENTER</b>                            | Collection DateTime | <b>11-Mar-2023 08:20 AM</b> |

### **FBS & PPBS** - 11032311 Released at 11-Mar-2023 01:07 PM

| Parameter                  | Result    | Biological Ref.Range  | Method |
|----------------------------|-----------|---|--------|
| -Fasting Blood Sugar (FBS) | 92 mg/dL  | 70-100 mg/dl<br>Impaired Tolerance:100-125<br>Diabetes Mellitus:>=126<br>(On more than one occasion)<br>(American diabetes association guidelines 2022) |        |
| -Fasting Urine Sugar       | Absent    |   |        |
| -Fasting Urine Acetone     | Absent    |   |        |
| -PPBS                      | 117 mg/dL | (90 - 140 mg/dL)  |        |
| -PP2BS URINE SUGAR         | Absent    |   |        |
| -PP2BS URINE ACETONE       | Absent    |   |        |

### **HBA1C** - 11032310 Released at 11-Mar-2023 12:09 PM

| Parameter | Result  | Biological Ref.Range  | Method            |
|-----------|---|---|-------------------|
| -HBA1C    | 5.3 %   | HbA1C Degree of Glucose Control<br><5.6 % Non Diabetics<br>5.7 - 6.4 % Prediabetics<br>> =6.5 % Diabetics<br>(REF:Wallace, 11th Edition )<br>REMARKS:<br>6 - 7 % Excellent Control<br>7 - 8 % Good Control<br>8 - 10 % Unsatisfactory Control<br>>10 % Poor Control | Boronate Affinity |
| -Method[] | High Performance Liquid Chromatography (HPLC) |   |                   |

**Revival Diagnostics**

401-Aqua Corridor,  
Beside Star Bazar, Adajan,  
Surat-395009. Mo. 9825947712

Dr. Shivangi Gandhi

M.B.B.S, M.D. (Pathology)  
revivaldiagnostics@surat@gmail.com



0261 2747788, 9825947712



4<sup>th</sup> Floor, Aqua Corridor, Hazira Road, Adajan Pal, Surat-395009.



www.revivaldiagnostics.com







# REVIVAL DIAGNOSTICS

|                 |  |                     |                             |
|-----------------|--|---------------------|-----------------------------|
| Name            | <b>MANISH KUMAR MAROO</b>                | Age/Gender          | <b>31Yrs/Male</b>           |
| Reg No.         | <b>2286/23</b>                           | Receipt No          | <b>6652</b>                 |
| Referred By     | <b>BOB - MEDI<br/>WHEEL(PKG10000240)</b> | Mode of Payment     | <b>CREDIT</b>               |
| Collection Type | <b>CENTER</b>                            | Collection DateTime | <b>11-Mar-2023 08:20 AM</b> |

## LIVER FUNCTION TEST (LFT) - 11032312 Released at 11-Mar-2023 12:09 PM

| Parameter                 | Result     | Biological Ref.Range | Method                                    |
|---------------------------|------------|----------------------|---|
| -Serum Total Bilirubin    | 0.7 mg/dL  | (0 - 1.3 mg/dL)      | Diazo                                     |
| -Serum Direct Bilirubin   | 0.2 mg/dL  | (0 - 0.4 mg/dL)      | Diazo                                     |
| -Serum InDirect Bilirubin | 0.5 mg/dL  | (0.1 - 1.3 mg/dL)    | Calculated                                |
| -Total Protein (TP)       | 7.2 gm/dL  | (6.4 - 8.3 gm/dL)    | Biuret                                    |
| -Albumin (ALB)            | 4.1 gm/dL  | (3.5 - 5.2 gm/dL)    | BCG                                       |
| -Globulin                 | 3.1 gm/dL  | (2.3 - 3.6 gm/dL)    | Calculated                                |
| -A/G Ratio                | 1.32 gm/dL | (1 - 2.3 gm/dL)      | Calculated                                |
| -SGPT(ALT)                | 31 U/L     | (5 - 45 U/L)         | IFCC, Kinetic without Pyridoxal Phosphate |
| -SGOT (AST)               | 30 U/L     | (0 - 35 U/L)         | IFCC, Without Pyridoxal Phosphate         |
| -Alkaline Phosph.         | 57 U/L     | (42 - 128 U/L)       | ALP-AMP                                   |
| -GGT                      | 29 U/L     | (5 - 50 U/L)         | Glupa-C                                   |

[Test performed on Fully Automated Biochemistry Analyzer ERBA EM200]

REVIVAL  
DIAGNOSTICS

## Revival Diagnostics

401-Aqua Corridor,  
Beside Star Bazar, Adajan,  
Surat-395009. Mo. 9825947712

Dr. Shivangi Gandhi

M.B.B.S. M.D.(Pathology)

0261 2747788, 9825947712

4<sup>TH</sup> Floor, Aqua Corridor, Hazira Road, Adajan Pal, Surat-395009.

revivaldiagnostics.surat@gmail.com

www.revivaldiagnostics.com

This Medical Report Is Not Intended For Medico-legal Purposes.  
Laboratory Test Results Are Subject To Technical Limitation And Should  
Be Clinically Correlate For Final Diagnosis



# REVIVAL DIAGNOSTICS

|                 |  |                     |                             |
|-----------------|--|---------------------|-----------------------------|
| Name            | <b>MANISH KUMAR MAROO</b>                | Age/Gender          | <b>31Yrs/Male</b>           |
| Reg No.         | <b>2286/23</b>                           | Receipt No          | <b>6652</b>                 |
| Referred By     | <b>BOB - MEDI<br/>WHEEL(PKG10000240)</b> | Mode of Payment     | <b>CREDIT</b>               |
| Collection Type | <b>CENTER</b>                            | Collection DateTime | <b>11-Mar-2023 08:20 AM</b> |

### Creatinine - 11032312 Released at 11-Mar-2023 12:10 PM

| Parameter   | Result    | Biological Ref.Range | Method    |
|-------------|-----------|----------------------|-----------|
| -Creatinine | 0.8 mg/dL | (0.6 - 1.4 mg/dL)    | ENZYMATIC |

### BUN - 11032312 Released at 11-Mar-2023 12:05 PM

| Parameter                  | Result   | Biological Ref.Range | Method     |
|----------------------------|----------|----------------------|------------|
| -Blood Urea Nitrogen (BUN) | 10 mg/dL | (6 - 20 mg/dL)       | Calculated |

### Uric Acid - 1103239 Released at 11-Mar-2023 12:10 PM

| Parameter  | Result    | Biological Ref.Range | Method      |
|------------|-----------|----------------------|-------------|
| -Uric Acid | 6.0 mg/dL | (3.5 - 7.2 mg/dL)    | Uricase-POD |

REVIVAL  
DIAGNOSTICS

## Revival Diagnostics

401-Aqua Corridor  
Beside Star Bazar, Adajan,  
Surat-395009. Mo. 9825947712  
Dr. Shivangi Gandhi

revivaldiagnostics.surat@gmail.com

www.revivaldiagnostics.com

0261 2747788, 9825947712

4<sup>th</sup> Floor, Aqua Corridor, Hazira Road, Adajan Pal, Surat-395009.





# REVIVAL DIAGNOSTICS

|                 |  |                     |                             |
|-----------------|--|---------------------|-----------------------------|
| Name            | <b>MANISH KUMAR MAROO</b>                | Age/Gender          | <b>31Yrs/Male</b>           |
| Reg No.         | <b>2286/23</b>                           | Receipt No          | <b>6652</b>                 |
| Referred By     | <b>BOB - MEDI<br/>WHEEL(PKG10000240)</b> | Mode of Payment     | <b>CREDIT</b>               |
| Collection Type | <b>CENTER</b>                            | Collection DateTime | <b>11-Mar-2023 08:20 AM</b> |

## Lipid Profile - 11032312 Released at 11-Mar-2023 12:10 PM

| Parameter           | Result    | Biological Ref.Range  | Method                                |
|---------------------|-----------|---|---------------------------------------|
| -Serum Cholesterol  | 158 mg/dL | Desirable < 200 mg/dl<br>Borderline High : 200-239 mg/dl<br>High : > 240 mg/dl  | CHOD-PAP                              |
| -Serum Triglyceride | 126 mg/dL | Normal < 150 mg/dl<br>Borderline High : 150 - 159 mg/dl<br>High : 200 - 499 mg/dl<br>Very High : 500 mg/dl                                  | GPO-POD Method                        |
| -Serum HDLD(Direct) | 42 mg/dL  | Normal :> 55 mg/dl<br>Borderline : 35-55 mg/dl<br>Undesirable: < 35 mg/dl   | PVS-PEGME Precipitation with CHOD-POD |
| -Serum VLDL         | 25 mg/dL  | (5 - 30 mg/dL)  | Calculated                            |
| -Serum LDL(Direct)  | 91 mg/dL  | Optimal:< 100 mg/dl<br>Above Optimal : 100- 129 mg/dl<br>Borderline High : 130-159 mg/dl<br>High : > 160-189mg/dl<br>Very High : >190 mg/dl | Calculated                            |
| -Chol/HDL           | 3.76      | Low risk: <3.8<br>Medium Risk: 3.8 to 5.9<br>High Risk: > 6   | Calculated                            |
| -LDL/Chol           | 1.74      | Low risk: <3.55<br>Medium Risk: 3.55 to 4.0<br>High Risk: > 6   | Calculated                            |

[Test performed on Fully Automated Biochemistry Analyzer ERBA EM200]

**Revival Diagnostics**  
401-Aqua Corridor,  
Beside Star Bazar, Adajan,  
Surat-395009. Mo. 9825947712



0261 2747788, 9825947712



4<sup>TH</sup> Floor, Aqua Corridor, Hazira Road, Adajan Pal, Surat-395009.



revivaldiagnostics@surat@gmail.com



www.revivaldiagnostics.com

Dr. Shivangi Gandhi

M.B.B.S. M.D. (Pathology)





# REVIVAL DIAGNOSTICS

|                 |                                  |                     |                      |
|-----------------|----------------------------------|---------------------|----------------------|
| Name            | MANISH KUMAR MAROO               | Age/Gender          | 31Yrs/Male           |
| Reg No.         | 2286/23                          | Receipt No          | 6652                 |
| Referred By     | BOB - MEDI<br>WHEEL(PKG10000240) | Mode of Payment     | CREDIT               |
| Collection Type | CENTER                           | Collection DateTime | 11-Mar-2023 08:20 AM |

## Urine Routine & Micro Examination - 11032314 Released at 11-Mar-2023 12:01 PM

| Parameter                      | Result      | Biological Ref.Range | Method                  |
|--------------------------------|-------------|----------------------|-------------------------|
| <b>Physical Examination</b>    |             |                      |                         |
| -Quantity                      | 10          |                      | Manual                  |
| -Colour                        | Pale Yellow | Pale Yellow          | Manual                  |
| -Appearance                    | Clear       | Clear                | Manual                  |
| -Reaction (pH)                 | Acidic      |                      | Dipstick                |
| -Specific Gravity              | 1.030       |                      | Dipstick                |
| <b>Chemical Examination</b>    |             |                      |                         |
| -Proteins.                     | Absent      |                      | Dipstick                |
| -Sugar                         | Absent      |                      | Dipstick                |
| -Acetone.                      | Absent      |                      | Dipstick                |
| -Bile Salts                    | Absent      | Absent               | Dipstick                |
| -Bile Pigments                 | Absent      | Absent               | Dipstick                |
| -Occult Blood Test (OBT).      | Negative    |                      | Dipstick                |
| <b>Microscopic Examination</b> |             |                      |                         |
| -Pus Cells                     | Occasional  |                      | Microscopically         |
| -Red Blood Cells               | Absent      |                      | Microscopically         |
| -Epithelial Cells              | 1-2         |                      | Microscopically         |
| -Bacteria.                     | Absent      |                      | Microscopically         |
| -Crystals                      | Absent      | Absent               | Microscopically         |
| -Others                        | NIL         | Absent               | Microscopic Examination |

## Revival Diagnostics

401-Aqua Corridor,  
Beside Star Bazar, Adajan  
Surat-395009. Mo. 9825947712

Dr. Shivangi Gandhi

M.B.B.S., M.D. (Pathology)



0261 2747788, 9825947712



4<sup>TH</sup> Floor, Aqua Corridor, Hazira Road, Adajan Pal, Surat-395009.



revivaldiagnostics.surat@gmail.com



www.revivaldiagnostics.com

This Medical Report Is Not Intended For Medico-legal Purposes.  
Laboratory Test Results Are Subject To Technical Limitation And Should  
Be Clinically Correlate For Final Diagnosis





# REVIVAL DIAGNOSTICS

|                 |  |                     |                             |
|-----------------|--|---------------------|-----------------------------|
| Name            | <b>MANISH KUMAR MAROO</b>                | Age/Gender          | <b>31Yrs/Male</b>           |
| Reg No.         | <b>2286/23</b>                           | Receipt No          | <b>6652</b>                 |
| Referred By     | <b>BOB - MEDI<br/>WHEEL(PKG10000240)</b> | Mode of Payment     | <b>CREDIT</b>               |
| Collection Type | <b>CENTER</b>                            | Collection DateTime | <b>11-Mar-2023 08:20 AM</b> |

**Total T3 T4 TSH** - 11032312 Released at 11-Mar-2023 01:02 PM

| Parameter | Result             | Biological Ref.Range   | Method                          |
|-----------|--------------------|--|---------------------------------|
| -Total T3 | 0.89 ng/ml         | (0.87 - 1.78 ng/ml)  | Fluorescence Enzyme Immunoassay |
| -Total T4 | 4.94 ug/dl         | (4.6 - 11 ug/dl)   | Fluorescence Enzyme Immunoassay |
| -TSH      | <b>5.60</b> uIU/ml | <b>H</b> 0.50 - 5.50 uIU/ml<br>5.5 to 15 ul U/ml -<br>Suggested<br>Clinical co-relation or<br>Repeat test with new<br>sample as physiological<br>factors can give falsley<br>high TSH<br>Above 15uIU/ml<br>Hypothyroid<br>PREGNANT WOMEN<br>normal ranges for TSH:<br>1st Trimester : 0.0878 -<br>2.8293 uIU/ml<br>2nd Trimester : 0.1998 -<br>2.7915 uIU/ml<br>3rd Trimester : 0.307 -<br>2.9028 uIU/ml<br>Ref: TIETZ Fundamentals<br>of Clinical Chemistry | Fluorescence Enzyme Immunoassay |

[Test performed on Fully Automated Immunology Analyzer Maglumi-600]

**Revival Diagnostics**

401-Aqua Corridor

Beside Star Bazar, Adajan

Surat-395009, Mo. 9825947712

Dr. Shivangi Gandhi

M.B.B.S. M.D. (Pathology)



0261 2747788, 9825947712



4<sup>th</sup> Floor, Aqua Corridor, Hazira Road, Adajan Pal, Surat-395009.



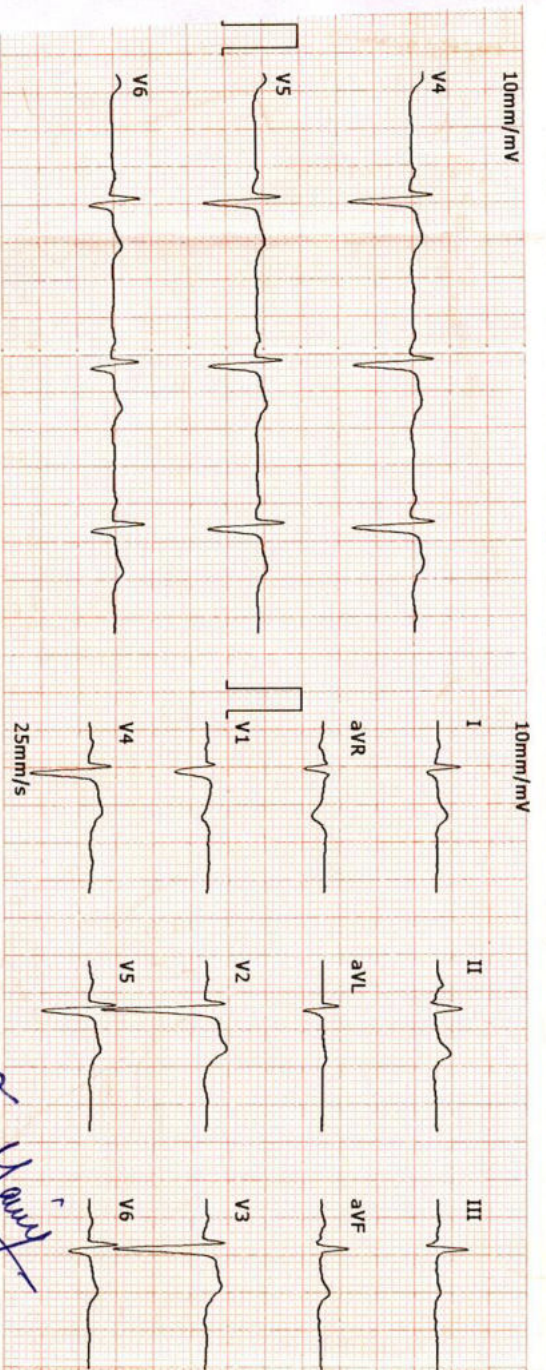
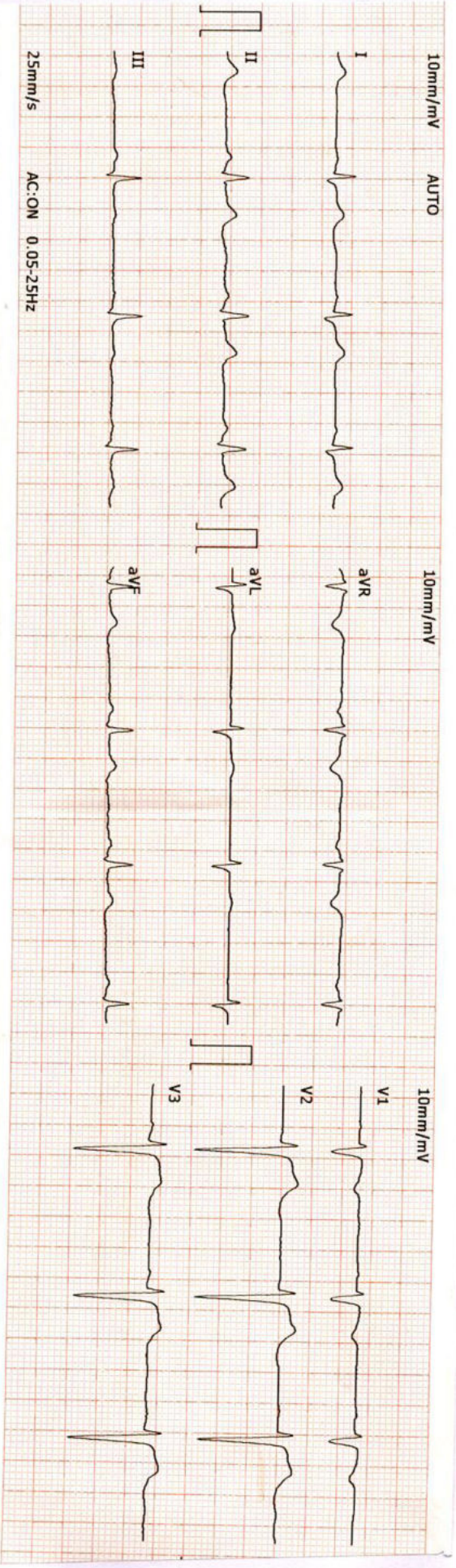
revivaldiagnostics.surat@gmail.com



www.revivaldiagnostics.com

This Medical Report Is Not Intended For Medico-legal Purposes.  
Laboratory Test Results Are Subject To Technical Limitation And Should  
Be Clinically Correlate For Final Diagnosis





*Manish*

2023-3-11 8:32:26 ID: 00004878

ID Card: \_\_\_\_\_ Name: MANISH Gender: Male

Age: 31 Height(cm): 175

Weight(kg): 84 BP(mmHg): /

HR.....bpm 65

P-R.....ms 113

Q-R-S.....ms 110

QT/QTc.....ms 393/406

P/QRS/T AXES.....deg 64/68/64

RV5/SV1.....mV 0.36/0.41

RV5+SV1.....mV 0.77

\*The result must be confirmed by doctor!

Report Confirmed by: \_\_\_\_\_

**Revival Diagnostic**

401, Aqua Corridor,  
B/s. Star Bazar, Surat-395009  
Mo. 91062-28601

**DR. ADITYA BORA**

M.B.B.S, D.M.B, PGDCC  
PHYSICIAN & CLINICAL CARDIOLOGIST  
G-54906





# REVIVAL DIAGNOSTICS

|                 |                                  |                     |                      |
|-----------------|----------------------------------|---------------------|----------------------|
| Name            | MANISH KUMAR MAROO               | Age/Gender          | 31Yrs/Male           |
| Reg No.         | 2286/23                          | Receipt No          | 6652                 |
| Referred By     | BOB - MEDI<br>WHEEL(PKG10000240) | Mode of Payment     | CREDIT               |
| Collection Type | CENTER                           | Collection DateTime | 11-Mar-2023 08:20 AM |

## ECG

- REPORT :

1. The rhythm is sinus.
2. Heart rate is 65 beats per minute.
3. Normal P,QRS,T wave axis.
4. Normal PR,QRS,Q.T. Duration.
5. No pathological q wave or ST-T changes seen.
6. No evidence of chamber hypertrophy or enlargement seen.

IMPRESSION : ECG WITHIN NORMAL LIMITS

### Revival Diagnostic

401, Aqua Corridor,  
B/s. Star Bazar, Surat-395009  
Mo. 91062-28601

**DR. ADITYA S. BORA**  
MBBS, DNB, PGDCC  
PHYSICIAN & CLINICAL CARDIOLOGIST  
G-54906

Signature



0261 2747788, 9825947712



4<sup>th</sup> Floor, Aqua Corridor, Hazira Road, Adajan Pal, Surat-395009.




revivaldiagnostics.surat@gmail.com



www.revivaldiagnostics.com

This Medical Report Is Not Intended For Medico-legal Purposes.  
Laboratory Test Results Are Subject To Technical Limitation And Should  
Be Clinically Correlate For Final Diagnosis



## 2D-ECHOCARDIOGRAPHY & COLOR DOPPLER REPORT

|              |                    |            |             |
|--------------|--------------------|------------|-------------|
| Name:        | MANISH KUMAR MAROO | Age/Gender | 31Yrs /Male |
| Referred by. | MEDI WHEEL         | Date       | 11/03/2023  |

**INDICATION:** Preventive Health check up

- **CARDIAC CHAMBERS:** Left Ventricle: Normal size, Left Atrium: Normal size.
- No e/o thrombus in LA/LV.
- **Right Atrium:** Normal size. **Right Ventricle:** Normal size,
- **Normal Right Ventricular function.** (TAPSE=20mm)
- **Normal Left Ventricular systolic function. LVEF = 60% ,**  
No regional wall abnormality. No thinning / scarring / dyskinesia of LV wall.
- **No Concentric Left Ventricular Hypertrophy.** (IVSd= 11 mm),
- **LV Compliance :**  
**NO** Left Ventricular Diastolic Dysfunction [LVDD].
- **VALVES:**
- Structurally Normal Mitral valve/ Aortic valve/Tricuspid valve/ Pulmonary valve .  
No significant Valvular Stenosis.
- **Doppler findings:** AV max = 1.22 m/s, PV max = 0.91 m/s.  
Trivial MR, Trivial Tricuspid regurgitation.
- **No Pulmonary Arterial Hypertension.** PASP by TRjet vel.method = 23 mmHg.
- **SEPTAE:** IAS / IVS Appear Intact.
- **IVC :** Normal in dimension and shows good inspiratory 14mm collapse.
- **OTHERS:** No e/o Pericardial effusion / vegetation.

### IMPRESSION:

**NORMAL LV SYSTOLIC FUNCTION, LVEF= 60 %, NO RWMA,  
NO LVH , NO LVDD , NO PAH.**

**Revival Diagnostic**

401, Aqua Corridor, Hazira Road,  
Adajan Pal, Surat-395009  
Surat-395009  
0261-2747788

**DR. ADITYA BORA**  
MBBS,DNB,PGDCC  
**PHYSICIAN & CLINICAL  
CARDIOLOGIST**



0261 2747788, 9825947712



4<sup>TH</sup> Floor, Aqua Corridor, Hazira Road, Adajan Pal, Surat-395009.



revivaldiagnostics.surat@gmail.com



www.revivaldiagnostics.com





|                 |  |                     |                             |
|-----------------|--|---------------------|-----------------------------|
| Name            | <b>MANISH KUMAR MAROO</b>                | Age/Gender          | <b>31Yrs/Male</b>           |
| Reg No.         | <b>2286/23</b>                           | Receipt No          | <b>6652</b>                 |
| Referred By     | <b>BOB - MEDI<br/>WHEEL(PKG10000240)</b> | Mode of Payment     | <b>CREDIT</b>               |
| Collection Type | <b>CENTER</b>                            | Collection DateTime | <b>11-Mar-2023 08:20 AM</b> |

## USG OF ABDOMEN & PELVIS

### **LIVER:**

Liver is normal in size and echotexture.  
No evidence of focal SOL or dilatation of IHBR seen.  
Portahepatis appear normal.

### **GALLBLADDER:**

Gallbladder appeared normal. No calculus or mass lesion seen.

### **PANCREAS:**

Pancreas appears normal in size and echotexture.  
No focal lesion, mass or pancreatitis.

### **SPLEEN:**

Spleen appears normal in size and echotexture.

### **PARAAORTIC REGION:**

Aorta grossly appears normal.  
No paraaortic lymphnodes seen.

### **KIDNEYS:**

Both kidneys appear normal in size, shape and in position.  
Cortex and collecting system of both kidneys appears normal.  
No evidence of calculus or obstructive uropathy on either side.

### **URINARY BLADDER:**

Bladder appears normal. No calculus or mass lesion is seen.

### **PROSTATE:**

Prostate appears normal in size and echotexture.  
No evidence of free fluid in pelvis.

**COMMENTS: Normal USG Abdoman and pelvis**

**Dr. Chirag K. Patel**

MBBS-DMPD

Reg. No. G-23509

Revival Diagnostics

4th Floor, Aqua Corridor, Radiologist

Nr. Star Bazar, Hazira Main Road,  
Adajan, Surat-395009.

Mo. 97266 726683



0261 2747788, 9825947712



4<sup>th</sup> Floor, Aqua Corridor, Hazira Road, Adajan Pal, Surat-395009.



revivaldiagnostics.surat@gmail.com



www.revivaldiagnostics.com



R

NAME MANISH KUMAR MAROO  
AGE: 31` YRS / MALE  
REF BY MEDI WHEEL







# REVIVAL DIAGNOSTICS



|                 |                                  |                     |                      |
|-----------------|----------------------------------|---------------------|----------------------|
| Name            | MANISH KUMAR MAROO               | Age/Gender          | 31Yrs/Male           |
| Reg No.         | 2286/23                          | Receipt No          | 6652                 |
| Referred By     | BOB - MEDI<br>WHEEL(PKG10000240) | Mode of Payment     | CREDIT               |
| Collection Type | CENTER                           | Collection DateTime | 11-Mar-2023 08:20 AM |

## CHEST RADIOGRAPH (PA VIEW)

- Hilar shadows are within normal limits.
- Pulmonary vasculature appears normal.
- Cardiac appears normal in size.
- Both dome of the diaphragm are smooth.
- Both costophrenic recesses are clear.
- Both lung fields appear normal.
- Visualized bones and soft tissue shadows appear normal.

IMPRESSION: NORMAL STUDY.

DR. CHIRAG K PATEL  
RADIOLOGIST

REVIVAL  
DIAGNOSTICS

Dr. Chirag K. Patel  
MBS-DMPD  
Reg. No. 23509  
Revival Diagnostics  
Signature  
4th Floor, Aqua Corridor,  
Nr. Star Bazar, Hazira Main Road,  
Adajan, Surat-395009.  
Mo. 97266 726683



0261 2747788, 9825947712



4<sup>TH</sup> Floor, Aqua Corridor, Hazira Road, Adajan Pal, Surat-395009.



revivaldiagnostics.surat@gmail.com



www.revivaldiagnostics.com

This Medical Report Is Not Intended For Medico-legal Purposes.  
Laboratory Test Results Are Subject To Technical Limitation And Should  
Be Clinically Correlate For Final Diagnosis