



REVIVAL DIAGNOSTICS

HEALTH CHECK-UP SUMMARY

Name: Preeti Patel

Date: 25/03/2023

Email ID:

Sex: F Age: 30 Years Contact No: 9638434534

Remarks :	
Under-weight	<input checked="" type="checkbox"/>
Normal	<input type="checkbox"/>
Over-weight	<input type="checkbox"/>

i> BMI

Height (in Cm): 149 Weight (in Kg): 37 BMI: 16.7 kg/m²

ii> Blood Pressure & Pulse

110/70 mm/hg
72/min.

If high or low, whether the person is on medication : YES / NO

iii> Blood Tests & Lung Function Remarks

RS }
CVS }
CNS }

If abnormal, whether the person is on medication : YES / NO

iv> Eye Test Remarks

Eye Test : R G112 L G112
Color Vision: A

v> Heart Disease

Whether any specific heart ailment detected (ECG findings) :
normal

vi> Any other problems needing attention / Overall Assessment :

no

Revival Diagnostics
401-Aqua Corridor,
Beside Star Bazar, Adajan,
Surat-395009. Mo. 9825947712
Dr. Chirag Patel
Signature of the Doctor
M.B.B.S. G-49432

Preeti Patel

0261 2747788, 9825947712

4th Floor, Aqua Corridor, Hazira Road, Adajan Pal, Surat-395009.

revivaldiagnostics.surat@gmail.com

www.revivaldiagnostics.com

This Medical Report Is Not Intended For Medico-legal Purposes.
Laboratory Test Results Are Subject To Technical Limitation And Should
Be Clinically Correlate For Final Diagnosis



REVIVAL DIAGNOSTICS

Name	PREETY H PATEL	Age/Gender	30Yrs/Female
Reg No.	2933/23	Receipt No	7299
Referred By	BOB - MEDI WHEEL(PKG10000241)	Mode of Payment	CREDIT
Collection Type	CENTER	Collection DateTime	25-Mar-2023 09:43 AM

BLOOD GROUP - 250323131 Released at 25-Mar-2023 01:16 PM

Parameter	Result	Biological Ref.Range	Method
-Blood Group	"B"		
-Rh Factor	POSITIVE		

CBC - 250323129 Released at 25-Mar-2023 12:30 PM

Parameter	Result	Biological Ref.Range	Method
-Haemoglobin	12.8 gm/dL	(12 - 16 gm/dL)	Auto
-RBC Count	4.49 mill/cumm	(4.2 - 5.4 mill/cumm)	Auto
-Total WBC Count	5900 /cumm	(4000 - 10000 /cumm)	Auto
-Platelet Count	2.09 lakh/cumm	(1.5 - 4.5 lakh/cumm)	Auto

Blood Indices

-HCT	41.0 %	(40 - 55 %)	Auto
-MCV	91.4 fl	(80 - 92 fl)	Auto
-MCH	28.6 pg	(27 - 31 pg)	Auto
-MCHC	32.0 gm/dL	(32 - 36 gm/dL)	Auto
-RDW	12.6 %	(11 - 15 %)	Auto

Diff WBC Count

-Polymorphs	60 %	(40 - 80 %)	Microscopically
-Lymphocytes	36 %	(20 - 40 %)	Microscopically
-Eosinophils	02 %	(1 - 6 %)	Microscopically
-Monocytes	02 %	(2 - 7 %)	Microscopically
-Basophils	00 %	(0 - 1 %)	Microscopically
-PLATELET ON SMEAR	Adequate		Microscopically
-MALARIAL PARASITES	Malarial Parasites Not Detected		Microscopically

[Test performed on Fully Automated Hematology Analyzer ERBA H-360]

ESR - 250323129 Released at 25-Mar-2023 12:51 PM

Parameter	Result	Biological Ref.Range	Method
-E.S.R	08 mm/hr	(3 - 15 mm/hr)	

Revival Diagnostics

401-Aqua Corridor,
Beside Star Bazar, Adajan,
Surat-395009, Gujarat



0261 2747788, 9825947712



4th Floor, Aqua Corridor, Hazira Road, Adajan Pal, Surat-395009.



revivaldiagnostics.surat@gmail.com



www.revivaldiagnostics.com

This Medical Report Is Not Intended For Medico-legal Purposes.
Laboratory Test Results Are Subject To Technical Limitation And Should
Be Clinically Correlate For Final Diagnosis



REVIVAL DIAGNOSTICS

Name	PREETY H PATEL	Age/Gender	30Yrs/Female
Reg No.	2933/23	Receipt No	7299
Referred By	BOB - MEDI WHEEL(PKG1000241)	Mode of Payment	CREDIT
Collection Type	CENTER	Collection DateTime	25-Mar-2023 09:43 AM

FBS & PPBS - 250323130 Released at 25-Mar-2023 02:06 PM

Parameter	Result	Biological Ref.Range	Method
-Fasting Blood Sugar (FBS)	89 mg/dL	70-100 mg/dl Impaired Tolerance:100-125 Diabetes Mellitus:>=126 (On more than one occasion) (American diabetes association guidelines 2022)	
-Fasting Urine Sugar	Absent		
-Fasting Urine Acetone	Absent		
-PPBS	108 mg/dL	(90 - 140 mg/dL)	
-PP2BS URINE SUGAR	Absent		
-PP2BS URINE ACETONE	Absent		

HBA1C - 250323129 Released at 25-Mar-2023 02:07 PM

Parameter	Result	Biological Ref.Range	Method
-HBA1C	5.3 %	HbA1C Degree of Glucose Control <5.6 % Non Diabetics 5.7 - 6.4 % Prediabetics > =6.5 % Diabetics (REF:Wallace, 11th Edition) REMARKS: 6 - 7 % Excellent Control 7 - 8 % Good Control 8 - 10 % Unsatisfactory Control >10 % Poor Control	Boronate Affinity
-Method[]		High Performance Liquid Chromatography (HPLC)	

Revival Diagnostics

401-Aqua Corridor,
Beside Star Bazar, Adajan,
Surat-395009, Mo: 9825947712



0261 2747788, 9825947712



4TH Floor, Aqua Corridor, Hazira Road, Adajan Pal, Surat-395009.



revivaldiagnostics.surat@gmail.com



www.revivaldiagnostics.com

This Medical Report Is Not Intended For Medico-legal Purposes.
Laboratory Test Results Are Subject To Technical Limitation And Should
Be Clinically Correlate For Final Diagnosis



REVIVAL DIAGNOSTICS

Name	PREETY H PATEL	Age/Gender	30Yrs/Female
Reg No.	2933/23	Receipt No	7299
Referred By	BOB - MEDI WHEEL(PKG10000241)	Mode of Payment	CREDIT
Collection Type	CENTER	Collection DateTime	25-Mar-2023 09:43 AM

LIVER FUNCTION TEST (LFT) - 250323131 Released at 25-Mar-2023 02:07 PM

Parameter	Result	Biological Ref.Range	Method
-Serum Total Bilirubin	0.6 mg/dL	(0 - 1.3 mg/dL)	Diazo
-Serum Direct Bilirubin	0.3 mg/dL	(0 - 0.4 mg/dL)	Diazo
-Serum InDirect Bilirubin	0.3 mg/dL	(0.1 - 1.3 mg/dL)	Calculated
-Total Protein (TP)	6.9 gm/dL	(6.4 - 8.3 gm/dL)	Biuret
-Albumin (ALB)	3.9 gm/dL	(3.5 - 5.2 gm/dL)	BCG
-Globulin	3.0 gm/dL	(2.3 - 3.6 gm/dL)	Calculated
-A/G Ratio	1.30 gm/dL	(1 - 2.3 gm/dL)	Calculated
-SGPT(ALT)	10 U/L	(5 - 45 U/L)	IFCC, Kinetic without Pyridoxal Phosphate
-SGOT (AST)	15 U/L	(0 - 35 U/L)	IFCC, Without Pyridoxal Phosphate
-Alkaline Phosph.	60 U/L	(42 - 128 U/L)	ALP-AMP
-GGT	12 U/L	(5 - 50 U/L)	Glupa-C

[Test performed on Fully Automated Biochemistry Analyzer ERBA EM200]

REVIVAL
DIAGNOSTICS

Revival Diagnostics

401-Aqua Corridor

Beside Star Bazar, Adajan,

Surat-395009, Mo. 9825947712

M.B.B.S., M.D (Pathology)

revivaldiagnostics.surat@gmail.com



0261 2747788, 9825947712



4th Floor, Aqua Corridor, Hazira Road, Adajan Pal, Surat-395009.



www.revivaldiagnostics.com



This Medical Report Is Not Intended For Medico-legal Purposes.
Laboratory Test Results Are Subject To Technical Limitation And Should
Be Clinically Correlate For Final Diagnosis



REVIVAL DIAGNOSTICS

Name	PREETY H PATEL	Age/Gender	30Yrs/Female
Reg No.	2933/23	Receipt No	7299
Referred By	BOB - MEDI WHEEL(PKG10000241)	Mode of Payment	CREDIT
Collection Type	CENTER	Collection DateTime	25-Mar-2023 09:43 AM

Creatinine - 250323131 Released at 25-Mar-2023 02:07 PM

Parameter	Result	Biological Ref.Range	Method
-Creatinine	0.6 mg/dL	(0.6 - 1.14 mg/dL)	ENZYMATIC

BUN - 250323131 Released at 25-Mar-2023 11:22 AM

Parameter	Result	Biological Ref.Range	Method
-Blood Urea Nitrogen (BUN)	10 mg/dL	(6 - 20 mg/dL)	Calculated

Uric Acid - 250323128 Released at 25-Mar-2023 02:07 PM

Parameter	Result	Biological Ref.Range	Method
-Uric Acid	5.5 mg/dL	(3.5 - 7.2 mg/dL)	Uricase-POD

REVIVAL
DIAGNOSTICS

Revival Diagnostics

401-Aqua Corridor,
Beside Star Bazar, Adajan,
Surat-395009, Mangal Gandhi

M.B.B.S, M.D (Pathology)
revivaldiagnostics.surat@gmail.com



0261 2747788, 9825947712



4TH Floor, Aqua Corridor, Hazira Road, Adajan Pal, Surat-395009.



www.revivaldiagnostics.com

This Medical Report Is Not Intended For Medico-legal Purposes.
Laboratory Test Results Are Subject To Technical Limitation And Should
Be Clinically Correlate For Final Diagnosis



REVIVAL

DIAGNOSTICS

Name	PREETY H PATEL	Age/Gender	30Yrs/Female
Reg No.	2933/23	Receipt No	7299
Referred By	BOB - MEDI WHEEL(PKG1000241)	Mode of Payment	CREDIT
Collection Type	CENTER	Collection DateTime	25-Mar-2023 09:43 AM

Lipid Profile - 250323131 Released at 25-Mar-2023 02:07 PM

Parameter	Result	Biological Ref.Range	Method
-Serum Cholesterol	125 mg/dL	Desirable < 200 mg/dl Borderline High : 200-239 mg/dl High : > 240 mg/dl	CHOD-PAP
-Serum Triglyceride	41 mg/dL	Normal < 150 mg/dl Borderline High : 150 - 159 mg/dl High : 200 - 499 mg/dl Very High : 500 mg/dl	GPO-POD Method
-Serum HDLD(Direct)	53 mg/dL	Normal :> 55 mg/dl Borderline : 35-55 mg/dl Undesirable: < 35 mg/dl	PVS-PEGME Precipitation with CHOD-POD
-Serum VLDL	8 mg/dL	(5 - 30 mg/dL)	Calculated
-Serum LDLD(Direct)	64 mg/dL	Optimal:< 100 mg/dl Above Optimal : 100- 129 mg/dl Borderline High : 130-159 mg/dl High : > 160-189mg/dl Very High : >190 mg/dl	Calculated
-Chol/HDL	2.36	Low risk: <3.8 Medium Risk: 3.8 to 5.9 High Risk: > 6	Calculated
-LDL/Chol	1.96	Low risk: <3.55 Medium Risk: 3.55 to 4.0 High Risk: > 6	Calculated

[Test performed on Fully Automated Biochemistry Analyzer ERBA EM200]

Revival Diagnostics

401-Aqua Corridor,
Beside Star Bazar, Adajan,
Surat-395009. Ph: 9825947712

M.B.B.S, M.D (Pathology)
revivaldiagnostics.surat@gmail.com



0261 2747788, 9825947712



4th Floor, Aqua Corridor, Hazira Road, Adajan Pal, Surat-395009.



revivaldiagnostics.surat@gmail.com




www.revivaldiagnostics.com

This Medical Report Is Not Intended For Medico-legal Purposes.
Laboratory Test Results Are Subject To Technical Limitation And Should
Be Clinically Correlate For Final Diagnosis



REVIVAL DIAGNOSTICS



Name	PREETY H PATEL	Age/Gender	30Yrs/Female
Reg No.	2933/23	Receipt No	7299
Referred By	BOB - MEDI WHEEL(PKG1000241)	Mode of Payment	CREDIT
Collection Type	CENTER	Collection DateTime	25-Mar-2023 09:43 AM

Urine Routine & Micro Examination - 250323133 Released at 25-Mar-2023 01:07 PM

Parameter	Result	Biological Ref.Range	Method
Physical Examination			
-Quantity	25		Manual
-Colour	Pale Yellow	Pale Yellow	Manual
-Appearance	Clear	Clear	Manual
-Reaction (pH)	Acidic		Dipstick
-Specific Gravity	1.030		Dipstick
Chemical Examination			
-Proteins.	Absent		Dipstick
-Sugar	Absent		Dipstick
-Acetone.	Absent		Dipstick
-Bile Salts	Absent	Absent	Dipstick
-Bile Pigments	Absent	Absent	Dipstick
-Occult Blood Test (ÖBT).	Negative		Dipstick
Microscopic Examination			
-Pus Cells	2-3		Microscopically
-Red Blood Cells	Absent		Microscopically
-Epithelial Cells	1-2		Microscopically
-Bacteria.	Absent		Microscopically
-Crystals	Absent	Absent	Microscopically
-Others	NIL	Absent	Microscopic Examination

Revival Diagnostics

401-Aqua Corridor,
Beside Star Bazar, Adajan,
Surat-395009. Mo. 9825947712
Dr. Shivangi Gandhi



0261 2747788, 9825947712



4TH Floor, Aqua Corridor, Hazira Road, Adajan Pal, Surat-395009.



revivaldiagnostics.surat@gmail.com



www.revivaldiagnostics.com

This Medical Report Is Not Intended For Medico-legal Purposes.
Laboratory Test Results Are Subject To Technical Limitation And Should
Be Clinically Correlate For Final Diagnosis



REVIVAL DIAGNOSTICS

Name	PREETY H PATEL	Age/Gender	30Yrs/Female
Reg No.	2933/23	Receipt No	7299
Referred By	BOB - MEDI WHEEL(PKG10000241)	Mode of Payment	CREDIT
Collection Type	CENTER	Collection DateTime	25-Mar-2023 09:43 AM

Total T3 T4 TSH - 250323131 Released at 25-Mar-2023 12:11 PM

Parameter	Result	Biological Ref.Range	Method
-Total T3	1.27 ng/ml	(0.87 - 1.78 ng/ml)	Fluorescence Enzyme Immunoassay
-Total T4	7.12 ug/dl	(4.6 - 11 ug/dl)	Fluorescence Enzyme Immunoassay
-TSH	2.45 uIU/ml	0.50 - 5.50 uIU/ml 5.5 to 15 uIU/ml - Suggested Clinical co-relation or Repeat test with new sample as physiological factors can give falsely high TSH Above 15uIU/ml Hypothyroid PREGNANT WOMEN normal ranges for TSH: 1st Trimester : 0.0878 - 2.8293 uIU/ml 2nd Trimester : 0.1998 - 2.7915 uIU/ml 3rd Trimester : 0.307 - 2.9028 uIU/ml Ref: TIETZ Fundamentals of Clinical Chemistry	Fluorescence Enzyme Immunoassay

[Test performed on Fully Automated Immunology Analyzer Maglumi-600]

Revival Diagnostics

401-Aqua Corridor,
Beside Star Bazar, Adajan,
Surat-395009. Mo: 9825947712
Dr. Shivangi Gandhi



0261 2747788, 9825947712



4TH Floor, Aqua Corridor, Hazira Road, Adajan Pal, Surat-395009.



M.B.B.S, M.D (Pathology)
revivaldiagnostics.surat@gmail.com



www.revivaldiagnostics.com

This Medical Report Is Not Intended For Medico-legal Purposes.
Laboratory Test Results Are Subject To Technical Limitation And Should
Be Clinically Correlate For Final Diagnosis



REVIVAL DIAGNOSTICS



Dental Assessment Form

NAME Preeti Patel
AGE 30

DATE 25/08/2023
SEX F

* CHIEF COMPLAINT

- A CLINICAL FEATURES :- normal
- 1 CAVIES :-
2 MISSING TOOTH :- } 2
3 MALOCCLUSION :- }
4 FILLING :- }
- B DIAGNOSIS :- normal
- C PERSONAL HISTORY :- Hygienic
- D PROVISIONAL D/G :- 2
- E MEDICAL HISTORY :- NO
- F FINAL D/G :- normal
- G TREATMENT PLAN :- NO

CLINT SIGN

Preeti Patel

DOCTOR SIGN
[Signature]
Revival Diagnostics
401-Aqua Corridor,
Beside Star Bazar, Adajan,
Surat-395009. Mo. 9825947712



0261 2747788, 9825947712



4th Floor, Aqua Corridor, Hazira Road, Adajan Pal, Surat-395009.




revivaldiagnostics.surat@gmail.com



www.revivaldiagnostics.com

This Medical Report Is Not Intended For Medico-legal Purposes.
Laboratory Test Results Are Subject To Technical Limitation And Should
Be Clinically Correlate For Final Diagnosis



NAME: Preeti Patel SEX: F
BIRTHDATE: 10/09/1992 AGE: 30

DEPARTMENT OF OPHTHALMOLOGY

EYE TEST:

1. VISION:

RIGHT EYE - 6/12

LEFT EYE - 6/12

2. COLOR VISION:

RIGHT EYE - (C)

LEFT EYE - (C)

3. FUNDUS:

RIGHT EYE - (C)

LEFT EYE - (C)

REMARKS:

Revival Diagnostics

401-Aqua Corridor,
Ophthalmologist/Optomestrist Adajan,
Beside Dhar Bus Stand
Surat-395009. Mo. 9825947712

(P) Preeti Patel



0261 2747788, 9825947712



4th Floor, Aqua Corridor, Hazira Road, Adajan Pal, Surat-395009.



revivaldiagnostics.surat@gmail.com



www.revivaldiagnostics.com



25/03/2023

Priti Hitesh Patel

P₁L₄ c/o:- H/O MTP pills taken in feb 2023
for 6.3 wks pregnancy.
↓
f/b bleeding 10 days
↓
again bleeding from past 10-15 days.

Re

T. Nostra 30 mg
(1 → 0 → 0) x 5 days.

f/b

T. Nostra 15mg
(1 → 0 → 0) x 20 days

Adv
USG- Pelvis
(WNL)

Pmr

Revival Diagnostics
401-Aqua Corridor,
Beside Star Bazar, Adajan,
Surat-395009. Mo. 9825947712



0261 2747788, 9825947712



4th Floor, Aqua Corridor, Hazira Road, Adajan Pal, Surat-395009.



revivaldiagnostics.surat@gmail.com



www.revivaldiagnostics.com



Name	PREETY H PATEL	Age/Gender	30Yrs/Female
Reg No.	2933/23	Receipt No	7299
Referred By	BOB - MEDI WHEEL(PKG10000241)	Mode of Payment	CREDIT
Collection Type	CENTER	Collection DateTime	25-Mar-2023 08:53 AM

USG OF ABDOMEN & PELVIS

LIVER:

Liver is normal in size, shape and echotexture.
No evidence of focal SOL or dilatation of IHBR seen.
Portahepatis appear normal.

GALLBLADDER:

Gallbladder is distended and appears normal.
No e/o calculus, mass lesion or changes of cholecystitis seen.

PANCREAS:

Pancreas appears normal in size, shape and echotexture.
No e/o focal lesion, mass or changes of pancreatitis seen.

SPLEEN:

Spleen appears normal in size, shape and echotexture.

PARAAORTIC REGION:

Aorta grossly appears normal. No e/o paraaortic lymphnodes seen.

KIDNEYS:

Both kidneys appear normal in size, shape, position and echotexture.
Cortex and collecting system of both kidneys appear normal.
No evidence of calculus or obstructive uropathy on either side.

URINARY BLADDER:

Bladder is distended and appears normal.
No calculus, mass lesion or changes of cystitis is seen.

UTERUS:

Retroverted, Normal in size, shape and echotexture with empty central uterine cavity.
Cervix appears normal.
No e/o focal SOL. Endometrial thickness is 13 mm.

OVARIES:

Both adnexal region appear normal.
No e/o adnexal mass lesion seen on either side.
No evidence of free fluid seen in pelvis.

COMMENTS: NORMAL USG ABDOMEN AND PELVIS.

Dr. Chirag K. Patel
MBBS-DMPD
Reg. No. G-23509
Revival Diagnostic
4th Floor, Aqua Corridor,
Nr. Star Bazar, Hazira Main Road,
Adajan, Surat-395009.
Mo. 97266 726683



0261 2747788, 9825947712



4th Floor, Aqua Corridor, Hazira Road, Adajan Pal, Surat-395009.



Radiologist
revivaldiagnostics.surat@gmail.com



www.revivaldiagnostics.com



2D-ECHOCARDIOGRAPHY & COLOR DOPPLER REPORT

Name:	PREETY H. PATEL	Age/Gender	30Yrs /F
Referred by.	MEDI WHEEL	Date	25/03/2023

INDICATION: Preventive Health check up

- **CARDIAC CHAMBERS:** Left Ventricle: Normal size, Left Atrium: Normal size.
- No e/o thrombus in LA/LV.
- **Right Atrium:** Normal size. **Right Ventricle:** Normal size,
- **Normal Right Ventricular function.** (TAPSE=20mm)
- **Normal Left Ventricular systolic function. LVEF = 60% ,**
No regional wall abnormality. No thinning / scarring / dyskinesia of LV wall.
- **No Concentric Left Ventricular Hypertrophy.** (IVSd= 10 mm),
- **LV Compliance :**
NO Left Ventricular Diastolic Dysfunction [LVDD].
- **VALVES:**
- Structurally Normal Mitral valve/ Aortic valve/Tricuspid valve/ Pulmonary valve .
No significant Valvular Stenosis.
- **Doppler findings: AV max = 1.21 m/s, PV max = 0.91 m/s.**
Trivial MR, Trivial Tricuspid regurgitation.
- **No Pulmonary Arterial Hypertension. PASP by TRjet vel.method = 23 mmHg.**
- **SEPTAE:** IAS / IVS Appear Intact.
- **IVC :** Normal in dimension and shows good inspiratory 13mm collapse.
- **OTHERS:** No e/o Pericardial effusion / vegetation.

IMPRESSION:

**NORMAL LV SYSTOLIC FUNCTION, LVEF= 60 %, NO RWMA,
NO LVH , NO LVDD , NO PAH.**

Revival Diagnostics
401-Aqua Corridor,
Beside Star Bazar, Adajan,
Surat-395009. Mo. 9825947712

DR. ADITYA BORA
MBBS,DNB,PGDCC
**PHYSICIAN & CLINICAL
CARDIOLOGIST**



0261 2747788, 9825947712



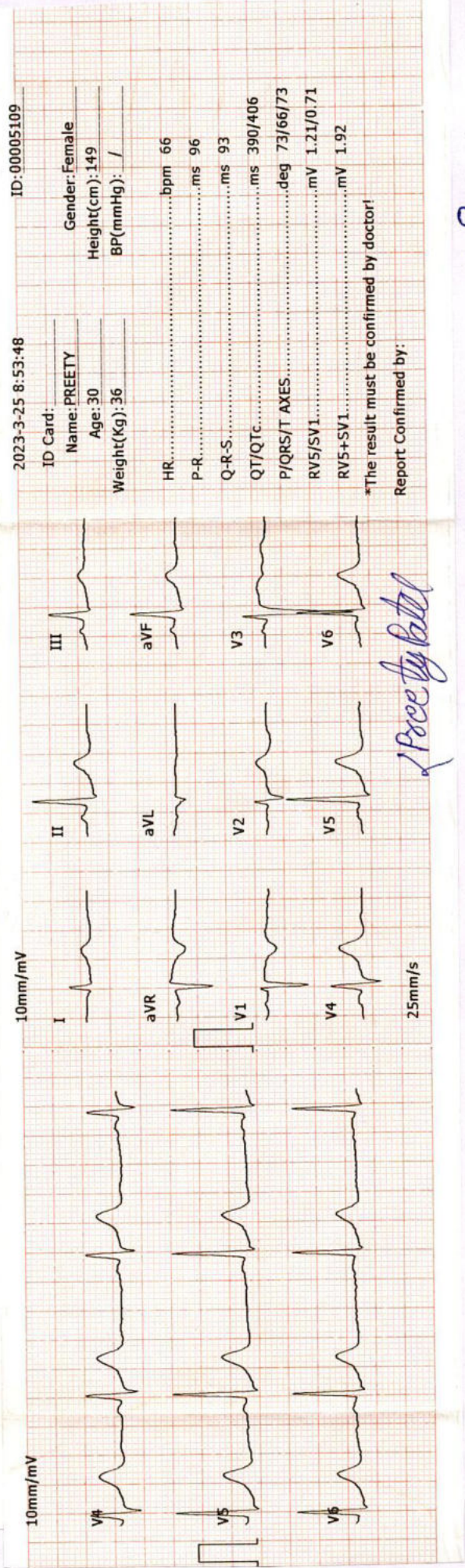
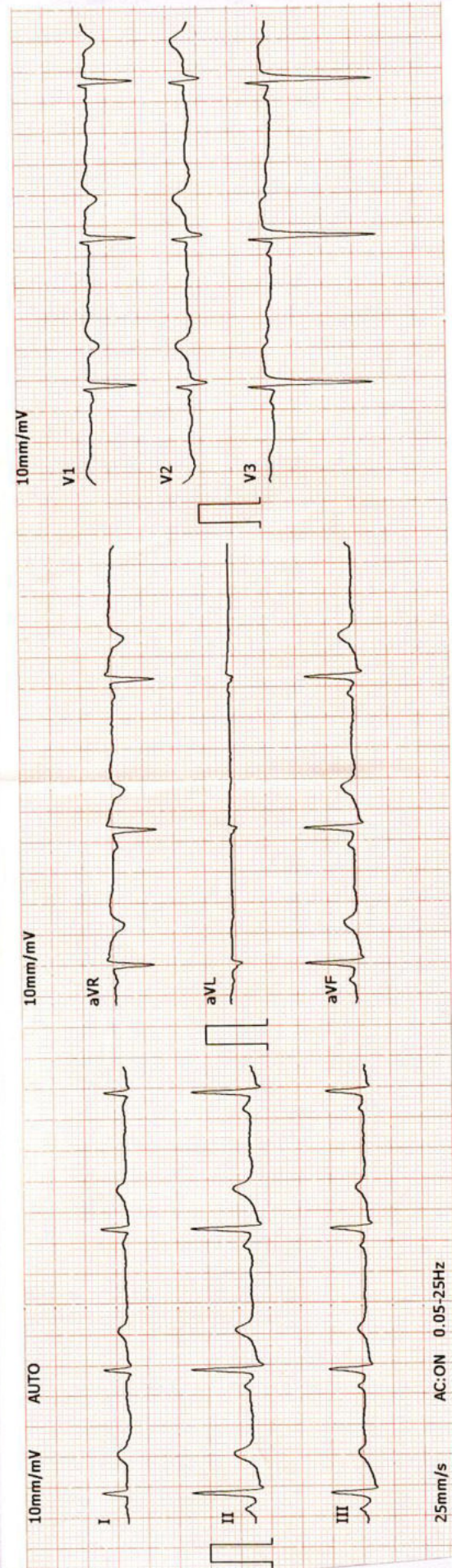
4th Floor, Aqua Corridor, Hazira Road, Adajan Pal, Surat-395009.



revivaldiagnostics.surat@gmail.com



www.revivaldiagnostics.com



DR. ADITYA S. BORA
MBBS, DNB, PGDCC
PHYSICIAN & CLINICAL CARDIOLOGIST
G-54906

Revival Diagnostics
401-Aqua Corridor,
Beside Star Bazar, Adaj, sur,
Surat-395009. Mo. 9825947712



REVIVAL DIAGNOSTICS

Name	PREETY H PATEL	Age/Gender	30Yrs/Female
Reg No.	2933/23	Receipt No	7299
Referred By	BOB - MEDI WHEEL(PKG10000241)	Mode of Payment	CREDIT
Collection Type	CENTER	Collection DateTime	25-Mar-2023 09:43 AM

ECG

- REPORT :

1. The rhythm is sinus.
2. Heart rate is 66 beats per minute.
3. Normal P,QRS,T wave axis.
4. Normal PR,QRS,Q.T. Duration.
5. No pathological q wave or ST-T changes seen.
6. No evidence of chamber hypertrophy or enlargement seen.

IMPRESSION : ECG WITHIN NORMAL LIMITS

Revival Diagnostics
401-Aqua Corridor,
Beside Star Bazar, Adajan,
Surat-395009. Mo. 9825947712

DR. ADITYA S. BORA ^{Signature}
MBBS, DNB, PGDCC
PHYSICIAN & CLINICAL CARDIOLOGIST
G-54906



0261 2747788, 9825947712



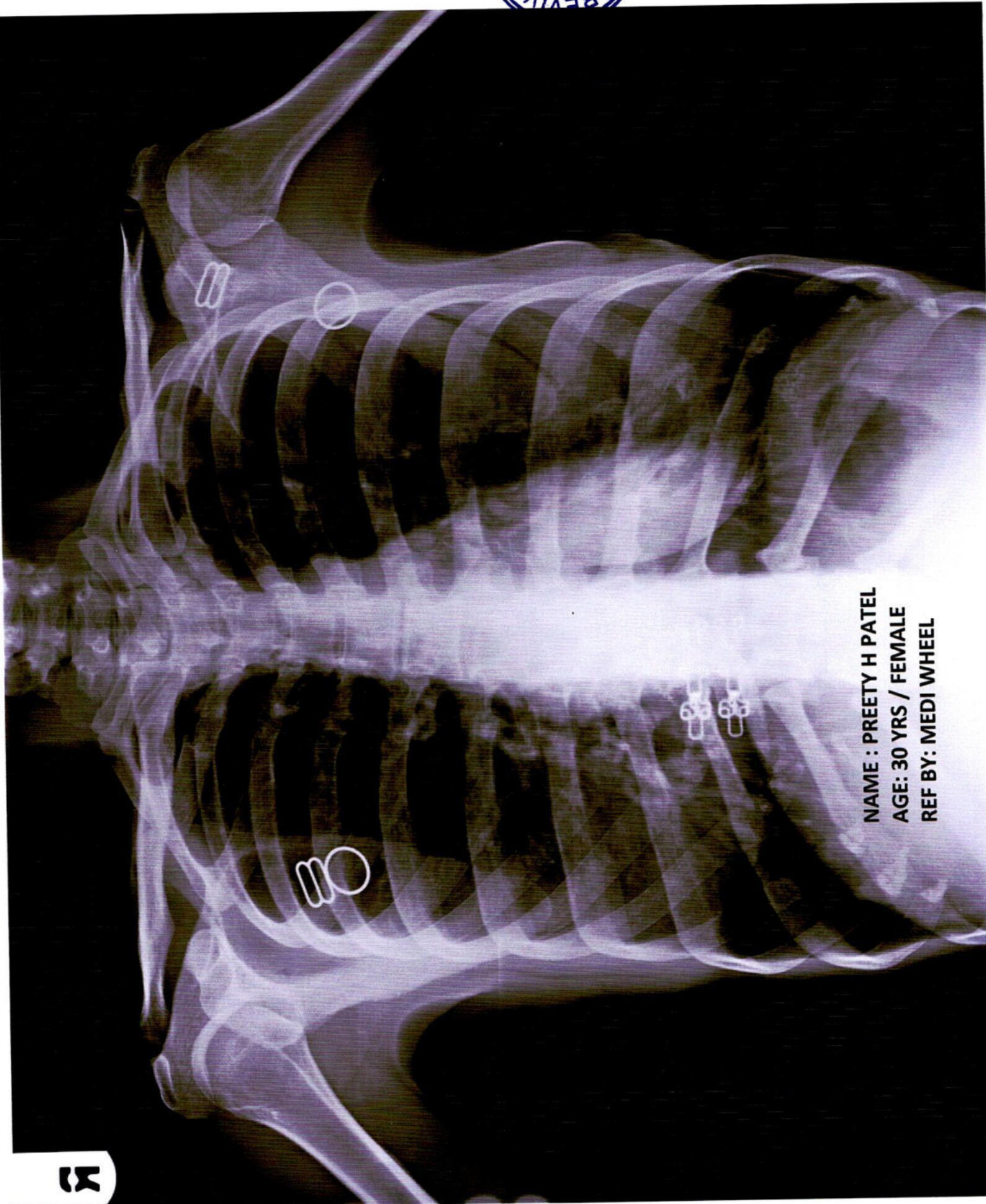
4TH Floor, Aqua Corridor, Hazira Road, Adajan Pal, Surat-395009.



revivaldiagnostics.surat@gmail.com



www.revivaldiagnostics.com



NAME : PREETY H PATEL
AGE: 30 YRS / FEMALE
REF BY: MEDI WHEEL

R



Name	PREETY H PATEL	Age/Gender	30Yrs/Female
Reg No.	2933/23	Receipt No	7299
Referred By	BOB - MEDI WHEEL(PKG10000241)	Mode of Payment	CREDIT
Collection Type	CENTER	Collection DateTime	25-Mar-2023 08:53 AM

CHEST RADIOGRAPH (PA VIEW)

- Hilar shadows are within normal limits.
- Pulmonary vasculature appears normal.
- Cardiac appears normal in size.
- Both dome of the diaphragm are smooth.
- Both costophrenic recesses are clear.
- Both lung fields appear normal.
- Visualized bones and soft tissue shadows appear normal.

IMPRESSION: NORMAL STUDY.

DR. CHIRAG K PATEL
RADIOLOGIST

REVIVAL
DIAGNOSTICS

Dr. Chirag K. Patel
MBBS-DMPD
Reg. No. G-23509
Signature
Revival Diagnostic
4th Floor, Aqua Corridor,
Nr. Star Bazar, Hazira Main Road,
Adajan, Surat-395009.
Mo. 97266 726683



0261 2747788, 9825947712



4TH Floor, Aqua Corridor, Hazira Road, Adajan Pal, Surat-395009.



revivaldiagnostics.surat@gmail.com



www.revivaldiagnostics.com